AZOL GAS

Service in Motion

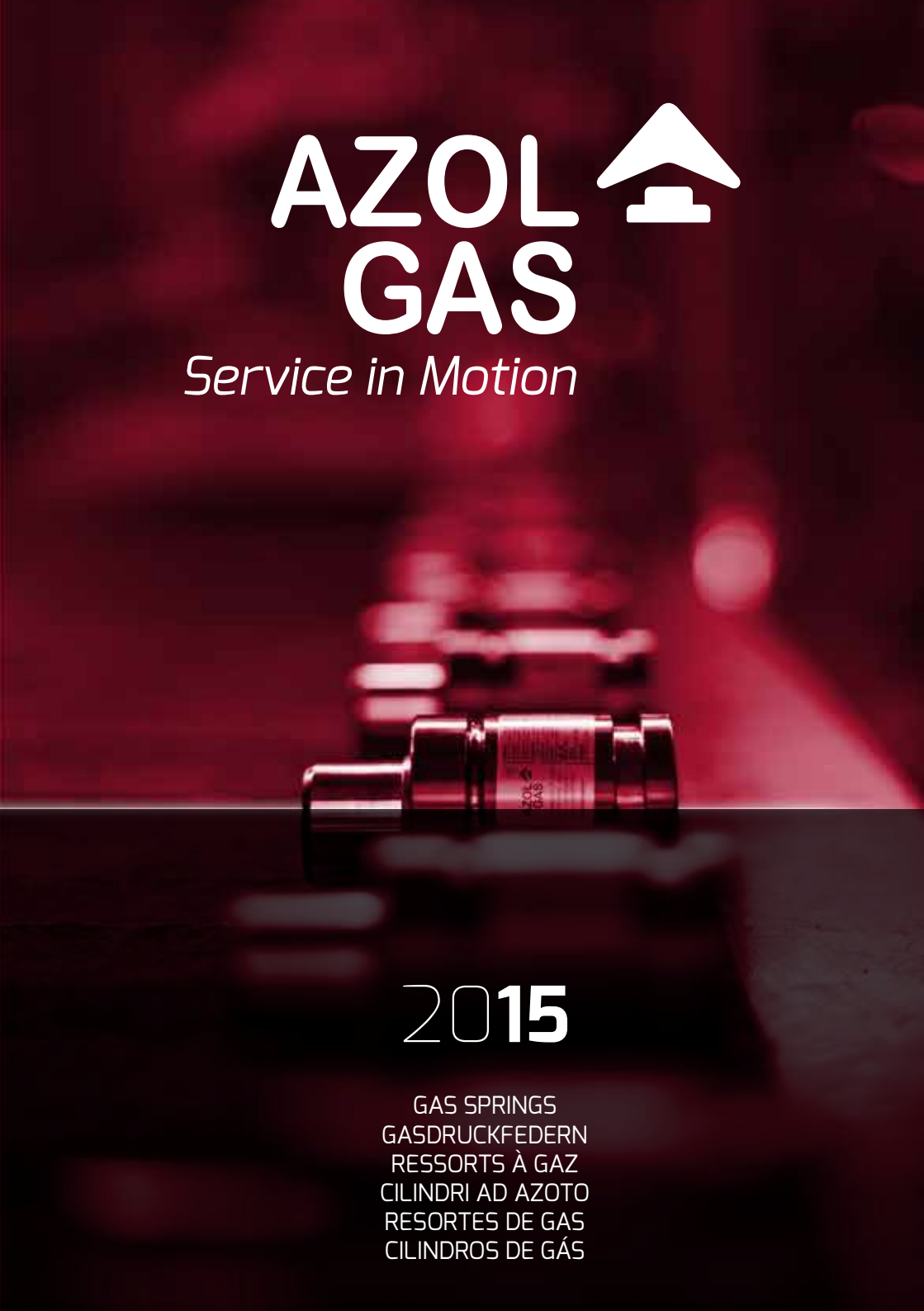

2015

GAS SPRINGS
GASDRUCKFEDERN
RESSORTS À GAZ
CILINDRI AD AZOTO
RESORTES DE GAS
CILINDROS DE GÁS



Service in Motion 2015

AZOL GAS

GAS SPRINGS
GASDRUCKFEDERN
RESSORTS À GAZ
CILINDRI AD AZOTO
RESORTES DE GAS
CILINDROS DE GÁS

AZOLGAS WORLDWIDE

AZOL GAS

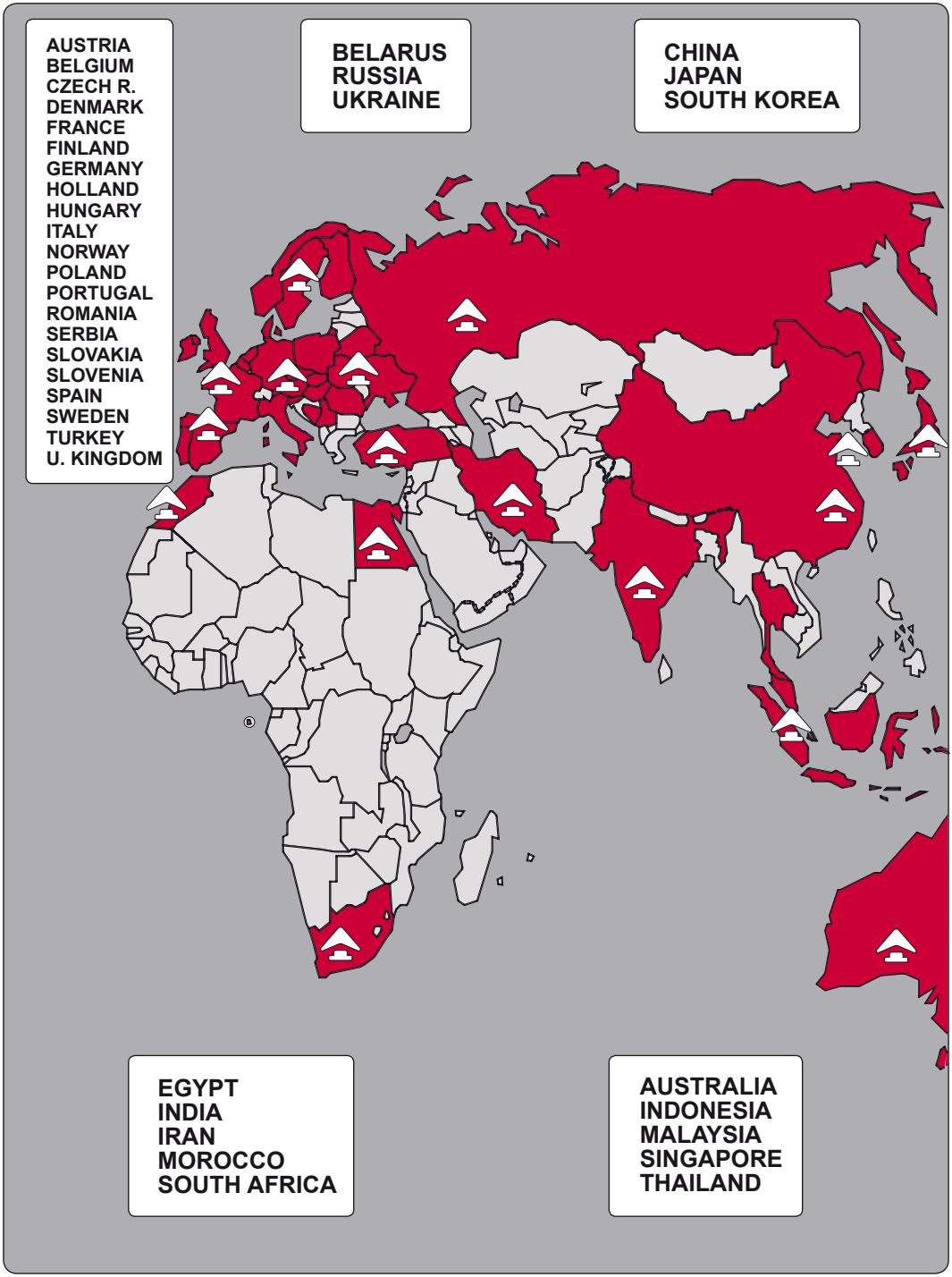

AZOL GAS

AZOLGAS WORLDWIDE



NEW



AZOL GAS

CODE	ITEM	Page
AFB V2	New Version Gas Spring	4
AFH V1	New Version Gas Spring	8
AFJ V1	New Version Gas Spring	10
AFT V1	New Version Gas Spring	24
AS 500 V1	New Version Gas Spring	34
AS 600 V1	New Version Gas Spring	38
AS 700 V1	New Version Gas Spring	42
ASP 500 V1	New Version Gas Spring	52
AST 200 V1	New Version Gas Spring	56
AST 300 V1	New Version Gas Spring	62
CD 1000 V1	New Version Gas Spring	120
CD 1500 V1	New Version Gas Spring	126
CM 350 V1	New Version Gas Spring	158
CM 500 V1	New Version Gas Spring	162
CM 600 V1	New Version Gas Spring	166
FD 300	New Gas Spring	216
FD 750 V1	New Version Gas Spring	224
FD 1500 V2	New Version Gas Spring	230
FD 5000 V1	New Version Gas Spring	240
CK 570 V1	New Version Gas Spring	252
CK 750 V1	New Version Gas Spring	256
CK 1000 V1	New Version Gas Spring	262
CK 1500 V2	New Version Gas Spring	268
CK 2500 V1	New Version Gas Spring	274
CK 4000 V1	New Version Gas Spring	280
CT 550 V1	New Version Gas Spring	292
KZ 350	New Gas Spring	372
KZ 500	New Gas Spring	374
KZ 750	New Gas Spring	376
KZ 1000	New Gas Spring	380
KZ 1500	New Gas Spring	384
KZ 2400	New Gas Spring	388
KZ 4200	New Gas Spring	392
KZ 6600	New Gas Spring	396
CWC 1000 V2	New Version Gas Spring	420
CW 2400 V1	New Version Gas Spring	432
CWC 2400 V2	New Version Gas Spring	436
CW 4200 V1	New Version Gas Spring	442
CP 1000 V1	New Version Gas Spring	486
CP 2000 V1	New Version Gas Spring	490
CP 3000 V1	New Version Gas Spring	494
CP 5000 V1	New Version Gas Spring	498
CP 8000 V1	New Version Gas Spring	502
CS 420 V1	New Version Gas Spring	520
CSE 420 V1	New Version Gas Spring	524
CS 770 V2	New Version Gas Spring	528
CSE 770 V2	New Version Gas Spring	532
CS 1000 V1	New Version Gas Spring	536
CSE 1000 V1	New Version Gas Spring	540
CS 1800 V1	New Version Gas Spring	544
CSE 1800 V1	New Version Gas Spring	548
CS 3000 V2	New Version Gas Spring	552
CSE 3000 V2	New Version Gas Spring	556
CS 4700 V1	New Version Gas Spring	560
CSE 4700 V1	New Version Gas Spring	564
CS 7500 V1	New Version Gas Spring	568
CSE 7500 V1	New Version Gas Spring	572
CS 11800 V1	New Version Gas Spring	576
CSE 11800 V1	New Version Gas Spring	580
CS 18300 V1	New Version Gas Spring	584
CSE 18300 V1	New Version Gas Spring	588
VMD 3000	New Gas Spring	640
VMD 5000	New Gas Spring	642
VMD 7500	New Gas Spring	644
MBFP	New Spring Plunger	679
MBHC	New Spring Plunger	682
MBHF	New Spring Plunger	682
MBHG	New Spring Plunger	683
MBHS	New Spring Plunger	683
600-CPM6	New Control Panel	722
600-CPMC4	New Control Panel	722
600-CPGM	New Control Panel	723
600-CPRE	New Control Panel	723
MN-14-600-40	New Gauge	727
18 MS 1	New M8x1 Adapter	735
TNRR	New M12x1,5 Hose	736
TNRL	New M12x1,5 Hose	736
TNLL	New M12x1,5 Hose	736
TNRC	New M12x1,5 Hose	737
TNCC	New M12x1,5 Hose	737
TNLC	New M12x1,5 Hose	737
TNRT	New M12x1,5 Terminal	738
TNLT	New M12x1,5 Terminal	738
TNCT	New M12x1,5 Terminal	738
D_ _ _	New M12x1,5 Adapter	738
ADCB	New Compensation Tank Flange	753
A 550 1/8-M6	New Draining Tool	761
LRP	New Locking Ring Tool	761
DMNL	New Fitting Valve Tool	762
DDNM	New Fitting Valve Tool	762
EC 35	New Charging Unit	764

AZOL GAS

INDEX

GAS SPRINGS		*MINI*	**AFB / AFH / AFJ / AFK / AFC / AFNA / AF/ AFT**	1 - 26
		*THREADED*	**AS / ASP / AST**	27 - 66
		*ISO*	**APFA / APFC-H / APF / AG / AGB-H**	67 - 108
		*HEAVY DUTY*	**CD**	109 - 150
			CM	151 - 192
			GN	193 - 214
		*LOW PROFILE*	**FD**	215 - 244
			CK	245 - 284
			CT / CTN	285 - 342
		*COMPACT HEIGHT*	**CZ**	343 - 370
			KZ	371 - 400
			CW / CWC	401 - 462
			CR	463 - 476
		*HEAVY LOAD*	**CP**	477 - 504
			CPH	505 - 516
		*POWER COMPACT STROKE*	**CS / CSE**	517 - 590
		*SPECIAL APPLICATIONS*	**ROB / ROT / VH / ART**	591 - 612
		*SPEED CONTROL*	**VAM**	613 - 638
			VMD	639 - 646
GAS STRIPPERS / STOCK LIFTERS			**EF / M / EX / EXD**	647 - 708
SCRAP REMOVER			**SP-ER**	709 - 714
ACCESSORIES				715 - 766

SELECTION GUIDE

AZOL GAS

SERIES	MODEL	F_0	Ø	S	L1	Pmax		STANDARD	Page
MINI 	**AFB V2**	50	Ø12	7 - 80	56 - 205	180	X		4
	AFH V1	90	Ø15	7 - 80	56 - 205	180	X		8
	AFJ V1	90	Ø19	7 - 125	56 - 295	180	X		10
	AFK V1	100	Ø20	10 - 80	74 - 214	160	X		12
	AFC	200	Ø25	7 - 125	56 - 295	180	X		16
	AFNA	200	Ø25	10 - 50	65 - 145	180	X		20
	AF V1	200	Ø25	12 - 100	78 - 254	180	X		22
	AFT V1	350	Ø32	7 - 125	56 - 295	180	X		24
THREADED 	**AS 200**	200	M28x1.5	10 - 125	62 - 292	180	X		28
	AS 300	300	M38x1.5	12.7 - 100	75.4 - 250	150	X		30
	AS 500 V1	500	M38x1.5	10 - 125	50 - 280	150	X		34
	AS 600 V1	600	M38x1.5	15 - 100	85 - 260	150	X		38
	AS 700 V1	700	M45x1.5	10 - 125	52 - 282	150	X		42
	AS 1000	1000	M50x1.5	10 - 125	58 - 288	160	X		44
	ASP 250	250	M36x1	15 - 100	84 - 254	150	X		46
	ASP 300	300	M38x1.5	12.7 - 100	75.4 - 250	150	X		48
	ASP 500 V1	500	M45x1	15 - 100	84 - 254	150	X		52
	AST 200 V1	200	Ø25	7 - 63	46 - 158	180	X		56
	AST 250	250	Ø38	12.7 - 100	75.4 - 250	150	X		58
	AST 300 V1	300	Ø32	7 - 80	53 - 199	150	X		62
	AST 1000	1000	Ø50	13 - 125	64 - 288	150	X		64
ISO 	**APFA 150**	150	Ø32	10 - 125	70 - 300	180	X		68
	APFA 250	250	Ø38	10 - 125	70 - 300	150	✓		72
	APF 500	500	Ø45	10 - 160	105 - 405	150	✓		78
	AG 750	750	Ø50	12.7 - 300	120.4 - 695	150	✓		82
	AG 1500	1500	Ø75	12.7 - 300	135.4 - 710	150	✓		86
	AG 3000	3000	Ø95	12.7 - 300	145.4 - 720	150	✓		90
	AG 5000	5000	Ø120	12.7 - 300	165.4 - 740	150	✓		94
	AG 7500	7500	Ø150	12.7 - 300	180.4 - 755	150	✓		98
	AG 10000	10000	Ø195	12.7 - 300	185.4 - 760	150	✓		102
HEAVY DUTY 	**CD 300 V1**	300	Ø32	10 - 125	70 - 300	150	✓		110
	CD 500 V1	500	Ø38	10 - 125	70 - 300	150	✓		112
	CD 700	700	Ø45	12.7 - 160	110.4 - 405	150	✓		114
	CD 1000 V1	1000	Ø50	13 - 300	121 - 695	150	✓		120
	CD 1500 V1	1500	Ø63	25 - 200	145 - 495	150	✓		126
	CD 2400	2400	Ø75	25 - 300	160 - 710	150	✓		130
	CD 4200	4200	Ø95	25 - 300	170 - 720	150	✓		134
	CD 6600	6600	Ø120	25 - 300	190 - 740	150	✓		138
	CD 9600	9600	Ø150	25 - 300	205 - 755	150	✓		142
	CD 18500	18500	Ø195	25 - 300	210 - 760	150	✓		146
	CM 200	200	Ø25	10 - 80	80 - 220	180	X		152
	CM 300	300	Ø32	12 - 100	84 - 260	150	✓		154
	CM 350 V1	350	Ø32	10 - 80	70 - 210	150	✓		158
	CM 500 V1	500	Ø38	10 - 100	75 - 260	150	✓		162
	CM 600 V1	600	Ø45	12 - 100	84 - 260	150	✓		166
	CM 1000	1000	Ø50	10 - 200	105 - 495	160	✓		168
	CM 1500	1500	Ø63	10 - 200	105 - 495	150	✓		172
	CM 2500	2500	Ø75	10 - 200	115 - 510	160	✓		176
	CM 4000	4000	Ø95	25 - 200	155 - 530	150	✓		180
	CM 6500	6500	Ø120	25 - 200	165 - 540	150	✓		184
	CM 10000	10000	Ø150	25 - 200	186 - 536	160	✓		188
	GN 750	750	Ø50	12.5 - 175	95 - 420	150	✓		194
	GN 1500	1500	Ø75	25 - 200	135 - 485	150	✓		198
	GN 3000	3000	Ø95	25 - 225	145 - 545	150	✓		202
	GN 5000	5000	Ø120	25 - 250	152.5 - 602.5	150	✓		206
	GN 7500	7500	Ø150	25 - 250	155 - 605	150	✓		210
LOW PROFILE	**FD 300**	300	Ø38	6.3 - 125	62.6 - 125	150	✓		216
	FD 500	500	Ø45	6 - 125	62 - 300	150	✓		218
	FD 750 V1	750	Ø50	6 - 125	62 - 300	150	✓		224
	FD 1500 V2	1500	Ø75	25 - 100	110 - 260	150	✓		230
	FD 3000	3000	Ø95	25 - 125	120 - 320	150	✓		234
	FD 5000 V1	5000	Ø120	25 - 100	140 - 290	150	✓		240

AZOL GAS

SELECTION GUIDE

SERIES	MODEL	F_0	Ø	S	L1	Pmax		STANDARD	Page
LOW PROFILE 	**CK 200 V1**	200	Ø25	5 - 100	42 - 232	180	✗		246
	CK 300 V1	300	Ø32	7 - 100	53 - 239	150	✗		248
	CK 570 V1	570	Ø38	5 - 125	47 - 287	150	✗		252
	CK 750 V1	750	Ø45	12 - 100	74 - 250	150			256
	CK 1000 V1	1000	Ø50	12 - 100	74 - 250	160			262
	CK 1500 V2	1500	Ø63	12 - 100	84 - 260	150			268
	CK 2500 V1	2500	Ø75	12 - 100	84 - 260	160			274
	CK 4000 V1	4000	Ø95	25 - 100	120 - 270	150			280
	CT 200 V1	200	Ø25	7 - 80	47 - 193	180	✗		286
	CT 300 V1	300	Ø32	5 - 100	47 - 237	150	✗		288
	CT 550 V1	550	Ø38	12 - 125	56 - 282	150	✗		292
	CT 750	750	Ø50	12 - 125	62 - 288	160			294
	CT 1000	1000	Ø50	5 - 125	48 - 288	160			302
	CT 1500	1500	Ø63	12 - 125	76 - 302	150			310
	CT 2500	2500	Ø75	12 - 200	78 - 454	150			318
	CT 3000	3000	Ø75	12 - 200	78 - 454	150			326
	CT 5000	5000	Ø105	12 - 200	84 - 460	150			334
COMPACT HEIGHT 	**KZ 350**	350	Ø32	10 - 125	60 - 290	180			372
	KZ 500	500	Ø38	10 - 125	60 - 290	150			374
	KZ 750	750	Ø45	10 - 125	67 - 297	150			376
	KZ 1000	1000	Ø50	13 - 125	78 - 302	150			380
	KZ 1500	1500	Ø63	13 - 125	78 - 302	150			384
	KZ 2400	2400	Ø75	16 - 125	91 - 309	150			388
	KZ 4200	4200	Ø95	16 - 125	94 - 312	150			392
	KZ 6600	6600	Ø120	16 - 125	104 - 322	150			396
	CW 170 V1	170	Ø19	7 - 125	44 - 285	180	✗		402
	CW 320 V1	320	Ø25	7 - 125	44 - 285	180	✗		404
	CW 350	350	Ø32	10 - 125	50 - 280	180			406
	CW 500	500	Ø38	10 - 125	50 - 280	150			408
	CW 750	750	Ø45	10 - 125	52 - 282	150			410
	CW 1000 V1	1000	Ø50	13 - 125	64 - 288	150			416
	CW 1500	1500	Ø63	13 - 125	70 - 294	150			424
	CW 2400 V1	2400	Ø75	5 - 125	55 - 295	150			432
	CW 4200 V1	4200	Ø95	16 - 125	90 - 308	150			442
	CW 6600	6600	Ø120	16 - 125	100 - 318	150			446
	CW 9500	9500	Ø150	19 - 125	116 - 328	150			450
	CW 11800	11800	Ø150	19 - 125	116 - 328	150			454
	CW 20000	20000	Ø195	19 - 125	148 - 360	150			458
HEAVY LOAD 	**CP 150**	150	Ø19	10 - 80	75 - 220	160	✗		478
	CP 300	300	Ø25	10 - 80	75 - 225	170	✗		480
	CP 500	500	Ø32	10 - 80	75 - 230	200	✗		482
	CP 1000 V1	1000	Ø38	10 - 80	75 - 240	205	✗		486
	CP 2000 V1	2000	Ø50	10 - 80	90 - 255	210	✗		490
	CP 3000 V1	3000	Ø63	10 - 80	95 - 255	190	✗		494
	CP 5000 V1	5000	Ø75	10 - 80	100 - 275	200	✗		498
	CP 8000 V1	8000	Ø95	10 - 80	110 - 290	180	✗		502
	CPH 850	850	Ø38	12 - 80	74 - 225	175	✗		506
	CPH 1250	1250	Ø45	12 - 80	79 - 230	175	✗		508
	CPH 1700	1700	Ø50	12 - 80	84 - 235	175	✗		510
	CPH 2800	2800	Ø63	12 - 80	94 - 250	175	✗		512
	CPH 4300	4300	Ø75	12 - 80	94 - 250	175	✗		514
POWER COMPACT STROKE 	**CS 420 V1**	420	Ø25	6 - 50	56 - 195	165	✗		520
	CS 770 V2	770	Ø32	6 - 50	63 - 195	150	✗		528
	CS 1000 V1	1000	Ø38	6 - 50	61 - 230	150	✗		536
	CS 1800 V1	1800	Ø50	6 - 50	66 - 220	150	✗		544
	CS 3000 V2	3000	Ø63	10 - 50	85 - 205	150	✗		552
	CS 4700 V1	4700	Ø75	10 - 50	80 - 240	150	✗		560
	CS 7500 V1	7500	Ø95	10 - 50	90 - 255	150	✗		568
	CS 11800 V1	11800	Ø120	10 - 50	100 - 260	150	✗		576
	CS 18300 V1	18300	Ø150	10 - 50	110 - 270	150	✗		584

SELECTION CHART

AZOL GAS

Ø \ F_0	50	90 - 100	150 - 200	250	300 - 350	420	500 - 600	700 - 850	1000 - 1250	1500
12	AFB									
15		AFH								
19		AFJ	CP 150 CW 170							
20		AFK								
25			AFC AFNA AF AST 200 CM 200 CK 200 CT 200		CP 300 CW 320	CS 420 CSE 420				
M28x1.5			AS 200							
32			APFA 150 APFC-H 150		AST 300 CD 300 CM 300 CK 300 CT 300 AFT CM 350 KZ 350 CW 350		CP 500	CS 770 CSE 770		
M36x1				ASP 250						
38				AST 250 APFA 250 APFC-H 250	FD 300		CD 500 CM 500 KZ 500 CW 500 CT 550 CK 570	CPH 850	CP 1000 CS 1000 CSE 1000	
M38x1.5					AS 300 ASP 300		AS 500 AS 600			
45							APF 500 FD 500 CM 600	CD 700 CK 750 KZ 750 CW 750 CWC 750	CPH 1250	
M45x1							ASP 500			
M45x1.5								AS 700		
50								AG 750 GN 750 FD 750 CT 750	AST 1000 CD 1000 CM 1000 CK 1000 CT 1000 KZ 1000 CW 1000 CWC 1000	
M50x1.5									AS 1000	
63										CD 1500 CM 1500 CK 1500 CT 1500 KZ 1500 CW 1500 CWC 1500
75										AG 1500 GN 1500 FD 1500
95										
105										
120										
150										
195										

AZOL GAS

SELECTION CHART

Ø \ F_0	1700 - 2000	2400 - 2500	2800 - 3000	4000 - 4300	4700 - 5000	6500 - 6600	7500 - 8000	9500 - 10000	11800	18300 - 20000
12										
15										
19										
20										
25										
M28x1.5										
32										
M36x1										
38										
M38x1.5										
45										
M45x1										
M45x1.5										
50	CPH 1700 CS 1800 CSE 1800 CP 2000									
M50x1.5										
63			CPH 2800 CP 3000 CS 3000 CSE 3000							
75		CD 2400 KZ 2400 CW 2400 CWC 2400 CM 2500 CK 2500 CT 2500	CT 3000	CPH 4300	CS 4700 CSE 4700 CP 5000					
95			AG 3000 GN 3000 FD 3000	CM 4000 CK 4000 CD 4200 KZ 4200 CW 4200			CS 7500 CSE 7500 CP 8000			
105					CT 5000					
120					AG 5000 GN 5000 FD 5000	CM 6500 CD 6600 KZ 6600 CW 6600			CS 11800 CSE 11800	
150							AG 7500 GN 7500	CW 9500 CD 9600 CM 10000	CW 11800	CS 18300 CSE 18300
195								AG 10000		CD 18500 CW 20000

INDEX

AZOL GAS

MINI



AFB
Page 2 - 4



AFH
Page 6 - 8



AFJ
Page 10



AFK
Page 12



AFD
Page 14



AFC
Page 16



AFC-H
Page 18



AFNA
Page 20



AF
Page 22



AFT
Page 24

THREADED



AS
Page 28 - 44



ASP
Page 46 - 52



AST
Page 54 - 64

AZOL GAS

INDEX

ISO	 **APF** Page 68 - 78	 **AG/AGB-H** Page 82 - 103	
HEAVY DUTY	 **CD** Page 110 - 146	 **CM** Page 152 - 188	 **GN** Page 194 - 210
LOW PROFILE	 **FD** Page 216 - 246	 **CK** Page 246 - 280	 **CT** Page 286 - 334
 **CTN** Page 298 - 338			

INDEX

AZOL GAS

COMPACT HEIGHT



KZ

Page 372 - 396



CW

Page 402 - 458



CWC

Page 412 - 436

HEAVY LOAD



CP

Page 478 - 502



CPH

Page 506 - 514

POWER COMPACT STROKE



CS

Page 518 - 584



CSE

Page 522 - 588

SPECIAL APPLICATIONS



ROB/ROT

Page 592 - 599



VH

Page 600 - 604



ART

Page 606 - 611

AZOL GAS

INDEX

SPEED CONTROL



VAM
Page 614 - 634



VMD
Page 640 - 644

GAS STRIPPERS/ STOCK LIFTERS



EF
Page 648 - 670



M
Page 672 - 692

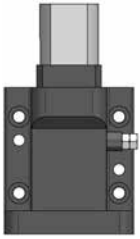

EX
Page 694 - 700



EXD
Page 702 - 705



PME/PGE/PGN/PGH
Page 706 - 707

SCRAP REMOVER



SP-ER
Page 710 - 713

ACCESSORIES

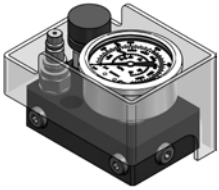

600-CP
Page 720 - 723

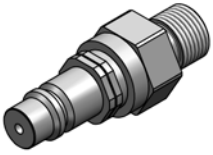

Q_M
Page 726



Q_F
Page 726

INDEX

AZOL GAS

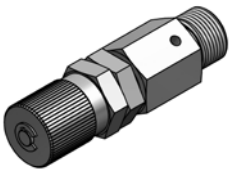

VD
Page 726



MN
Page 726 - 727



SPS
Page 727



PL_
Page 728 - 729



G1/8”
Page 730 - 731



GST
Page 731



GPT
Page 731



GRT
Page 731



GF 02
Page 731



RBP 5
Page 731



CM 1/8”
Page 731



SKK
Page 732



CF
Page 732 - 733



M8x1
Page 734



BKRT
Page 734



KR/KC/KT
Page 735

AZOL GAS

INDEX



_ _BK
Page 735



M12x1,5
Page 736 - 737



TNRT
Page 738



TNLT
Page 738

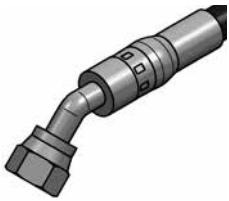

TNCT
Page 738



GF 05
Page 738



RBP 10
Page 738



D_ _D
Page 738 - 739



7/16”
Page 740



TFRT
Page 741



TFLT
Page 741



7/16” MINIMESS
Page 742

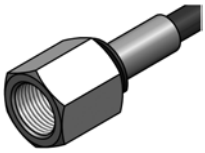

SMRT
Page 743



7_ _ _
Page 744 - 745



9/16”
Page 746



MCRT
Page 747

INDEX

AZOL GAS



MCLT
Page 747

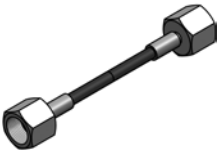

9/16" MINIMESS
Page 748

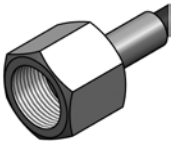

GTRT
Page 749



GTLT
Page 749



9_ _ _
Page 750 - 751



DFC
Page 752



ADCB
Page 753



SP _ _
Page 754 - 755

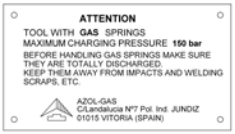

PI
Page 756 - 759



_ GA _
Page 760



LM
Page 760



DALL
Page 761



DPA 5
Page 761



T _ _
Page 761



A 550 1/8-M6
Page 761



LRP
Page 761

AZOL GAS

INDEX



DIN 7757
Page 762



XTC-M6
Page 762



A-800
Page 762



ALXTC
Page 762



DMNL
Page 762



DDNM
Page 762



DBNA
Page 763



EC 35
Page 764



LTH 600
Page 765



18 HI 4-Q
Page 765



06 HI 8-Q
Page 765



EC 03
Page 765



A 400 C
Page 765

AZOL GAS

INDEX

1-BENEFITS _____ Page XXII

2-OPERATING INSTRUCTIONS _____ Page XXIV

3-HOW TO USE THE CATALOGUE _____ Page XXX

4-INSTALLATION EXAMPLES _____ Page XXXVI

5-COLOR CODE _____ Page XXXVIII

6-HOSED SYSTEMS _____ Page XL

7-TEMPERATURE _____ Page XLII

8-SIDE LOADS (FR / FS) _____ Page XLIV

8.1-FR (FLEX ROD) _____ Page XLIV

8.2-FS (FLEX SIDELOAD) _____ Page XLVI

9-REPAIR KIT _____ Page XLVIII

BENEFITS

AZOL GAS

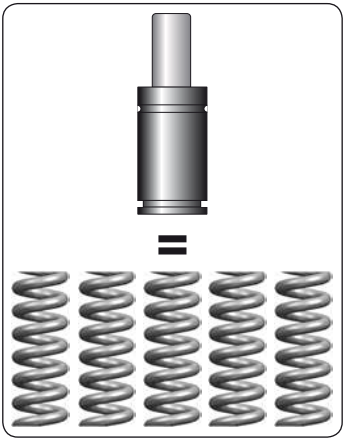

ENG	Reduction of surface area used, height, and volume occupied.
DEU	Beansprucht weniger platz, Höhe und volumen.
FRA	Réduction de la surface occupée, de l'espace en hauteur, et du volume total occuupée.
ITA	Riduzione della superficie occupata, dello spazio in altezza, del volume occupato.
ESP	Reducción de la superficie usada, de la altura, y del volumen ocupado.
POR	Redução da superficie ocupada, do espaço en altura, del volumen ocupado.

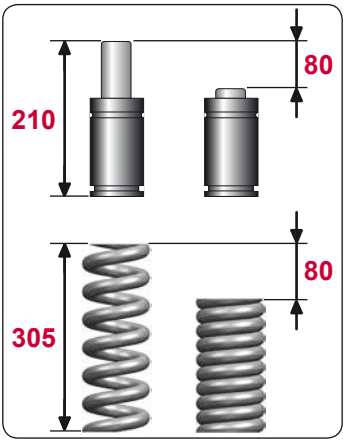

ENG	Considerable height reduction for the same working deflection and force. Compact tool construction.
DEU	Im allgemeinen beträchtliche Verminderung der Höhe, bei gleichem Hub und gleicher Kraft. Kompaktere Werkzeug konstruction.
FRA	Réducion importante des encombrements en hauteur avec une course et une force équivalente. Construction plus compacte de l'outillage.
ITA	Notevole riduzione degli ingombri in altezza a parità di forza e corsa. Construzione dello stampo più compatta.
ESP	Reducción notable de la altura para fuerzas y carreras equivalentes. Construcción más compacta del troquel.
POR	Redução notável em altura com igual força e curso. Construção mais compacta da Ferramenta.

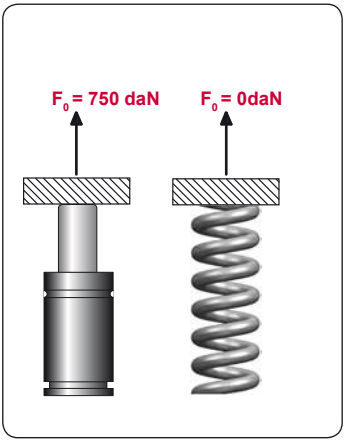

ENG	Considerable reduction of retaining devices to preload. No preload required.
DEU	Kein Bedarf an Vorrichtungen für Vorspannen, Führung und Aufnahme. Beseitigung der Vorspannung.
FRA	Réduction importante du nombre de dispositifs de précharge et guidage. Elimination de la précharge.
ITA	Eliminazione dei dispositivi di precarico e guidaggio. Eliminazione precarico.
ESP	Eliminación de los dispositivos de precarga y guíado. Eliminación de la precarga.
POR	Eliminação de dispositivos de pré-carga e guidamento. Eliminação da pré-carga.

AZOL GAS

BENEFITS



ENG	Always the same force on each contact point. Forces may be positioned exactly where required. System may be continually pressure monitored.
DEU	Stets ausgeglichene und gleichförmige Kraft an allen Kontaktpunkten. Exakt an der gewünschten Stelle des Gesenks anwendbare Kraft. Ständige Sichtanzeige des Betriebsdrucks.
FRA	Force tojours équilibrée et égale en tous points de contact. Force que l'on peut positionner exactement là où elle est exigée dans l'outil. Visualisation continue de la pression dans le système.
ITA	Forza sempre bilanciata in tutti i punti di contatto. Forza posizionabile esattamente dove richiesto nello stampo. Visualizzazione continua della pressione.
ESP	Fuerza siempre equilibrada en cada punto de contacto. Fuerza posicionable en el troquel donde se require exactamente. Visualización continua de la presión.
POR	Força sempre equilibrada em todos os pontos de contacto. Força posicionáve exactamente onde é necessária na Ferramenta. Visualização continua da pressão.

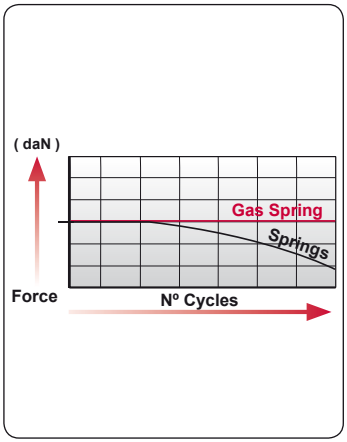

ENG	Controlled production conditions on piece-parts during forming and drawing operations. Less rejection of piece-parts.
DEU	Bessere Kontrolle des Werkstucks während den Phasen des Formens und des Ziehens. Bessere qualität der fertigen Werkstücke. Weniger Ausschuss.
FRA	Un meilleur contrôle de la pièce pendant les phases de découpage et d'emboutissage. Une quantité moindre de rebuts en production.
ITA	Migliore controllo del materiale durante le fasi di formatura e imbutitura. Migliore qualità dei pezzi stampati. Minori scarti di produzione.
ESP	Mayor control de las condiciones de producción durante las operaciones de conformado y embutición. Mejor calidad de las piezas. Menores rechazos en piezas.
POR	Melhor controlo dos materiais durante a fase de formação e de cunhagem. Melhor qualidade das peças estampadas. Menores desperdicios na produção.

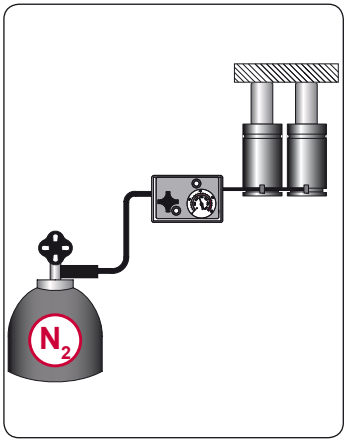

ENG	Gas springs applied to provide the real forces required. Assurance of defined forces. The same cylinder may be re-used for different applications.
DEU	Anpassung der Zylinder an die effektiv erforderliche Kraft. Gewissheit der definierten Kräfte. Verwendung desselben Zylinders für unterschiedliche Arbeiten.
FRA	Adaptation des ressorts à gaz aux forces réellement requises. Certitude des forces définies. Utilisation d'un même ressort à gaz dans des travaux différents.
ITA	Adeguamento dei cilindri alle forze realmente richieste. Utilizzo di uno stesso cilindro in lavori diversi.
ESP	Adecuación de los cilindros a las fuerzas realmente necesarias. Utilización de un mismo cilindro en trabajos distintos.
POR	Adaptação dos cilindros a las forças realmente necessárias. Utilização do mesmo cilindro em diferentes trabalhos.

OPERATING INSTRUCTIONS

AZOL GAS

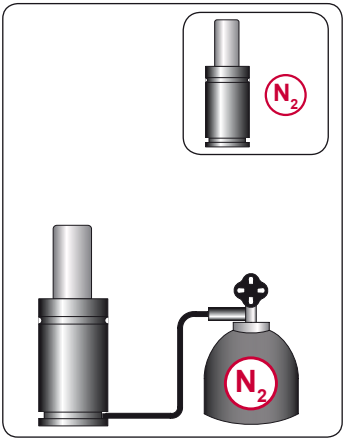

ENG	Charge only with NITROGEN (N_2).
DEU	Gasdruckfedern dürfen nur mit Stickstoff gefüllt werden.
FRA	Charge seulement avec du GAZ AZOTE (N_2).
ITA	Caricare soltanto con GAS AZOTO (N_2).
ESP	Cargar únicamente con GAS NITROGENO (N_2).
POR	Carregar somente com GÁS de NITROGÊNIO (N_2).



ENG	Never fill a gas spring when the piston rod is not fully extended.
DEU	Befüllung der Gasdruckfeder nur bei voll ausgefahrener Kolbenstange.
FRA	Ne remplissez jamais un ressort où la tige n'est pas entièrement sortie.
ITA	Caricare il cilindro ad azoto solo quando lo stelo e' completamente estratto.
ESP	No cargar un cilindro de gas si el vástago no está completamente extendido.
POR	Não carregue o cilindro se a haste não estiver totalmente fora do cilindro.

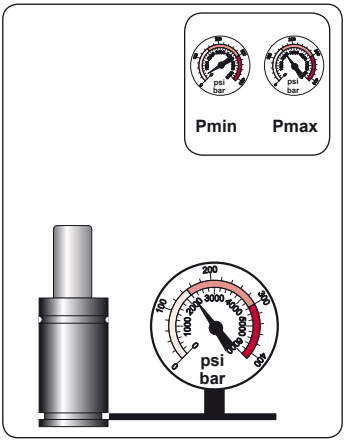

ENG	Charge the gas springs between the minimum and the maximum allowable pressure.
DEU	Gasdruckfedern dürfen nur zwischen dem minimalen und maximalen zulässigen Fülldruck befüllt werden.
FRA	Chargez le ressort à gaz du minimum jusqu'à la pression maximale autorisée.
ITA	Caricare il cilindro ad azoto entro la pressione minima e massima autorizzata.
ESP	Cargar el cilindro de gas entre la presión mínima y máxima permitida.
POR	Sempre carregue o cilindro dentro do pressão mínimo e máximo autorizado.

AZOL GAS

OPERATING INSTRUCTIONS

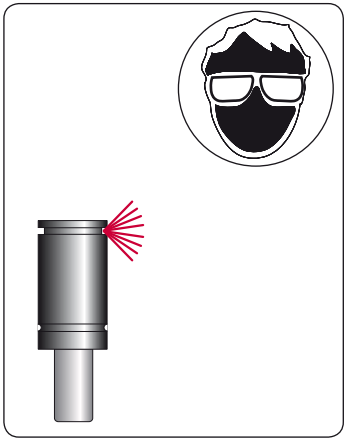

ENG	When discharging a gas spring point the gas flow away from operator or anybody else.
DEU	Beim Entladen Ventil nicht auf Personen richten.
FRA	Pendant la décharge, dirigez l'écoulement de gaz à l'écart de l'opérateur ou d'autre personne.
ITA	Durante lo scarico, orientare il flusso del gas in direzione opposta all'operatore ad altra persona.
ESP	Durante la descarga, orientar el flujo de gas fuera del alcance del operador o de cualquier persona.
POR	Durante a descarga do cilindro aponte o fluxo de gás fora do alcance do operador ou qualquer outra pessoa.

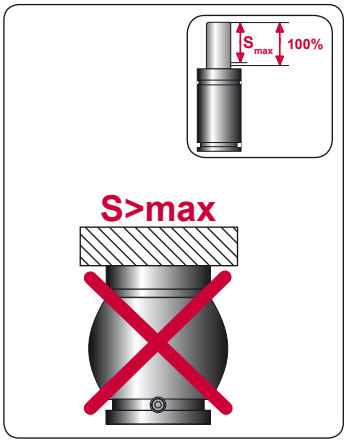

ENG	Maximum recommended stroke 90%. Overstroke >100% would cause damages to the cylinder and serious risks.
DEU	Es wird empfohlen, eine 10%ige Hubreserve einzuplanen. Ein Überhub führt zur Zerstörung der Gasdruckfeder mit großen Risiken für Gesundheit und Leben von Personen.
FRA	Course recommandée maximale 90%. Une course au dessus de 100% causerait des dommages au cylindre et de graves risques.
ITA	Corsa massima suggerita 90%. Una corsa > 100% danneggia il cilindro e provoca gravi rischi.
ESP	Carrera máxima recomendada 90%. Excesos de carrera > 100% causarían daños al cilindro y graves riesgos.
POR	Curso de trabalho máximo recomendado de 90%. Curso maio que 100% causará danos ao cilindro e riscos graves.

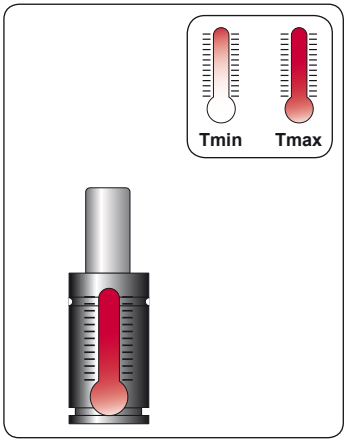

ENG	Operating temperature.
DEU	Arbeitstemperatur.
FRA	Température de fonctionnement.
ITA	Temperatura di funzionamento.
ESP	Temperatura de funcionamiento.
POR	Temperatura de funcionamento.

OPERATING INSTRUCTIONS

AZOL GAS

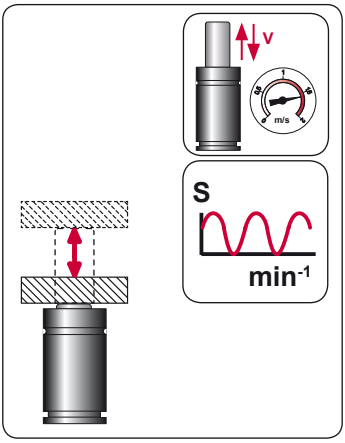

ENG	Do not exceed the maximum allowed stroke speed. Maximum allowed cycles per minute should never be exceeded.
DEU	Überschreiten Sie nicht die maximal zulässige Kolbengeschwindigkeit. Die maximale Hubfrequenz sollte nicht überschritten werden.
FRA	Ne dépassez pas la vitesse maximale de course autorisée. Les cycles par minute maximales autorisées ne doit jamais être dépassée.
ITA	Non superare la velocità massima di corsa autorizzata. I cicli massime autorizzate al minuto non deve mai essere superata.
ESP	No superar la velocidad máxima de carrera. El número de ciclos por minuto permitidos no debe superarse.
POR	Não exceda a velocidade máxima do curso autorizada. Os ciclos máximos autorizados por minuto não deve ser excedido.

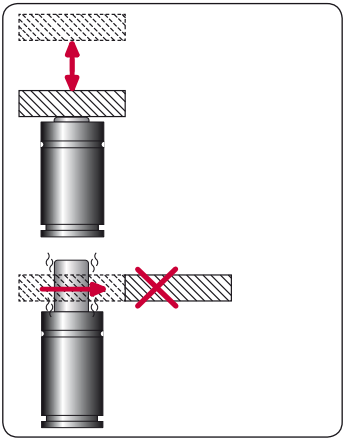

ENG	Avoid freely release of the piston rod, this would cause damages to the gas spring.
DEU	Ein freier Rückhub muss vermieden werden, um Beschädigungen an der Gasdruckfeder zu vermeiden.
FRA	Évitez le dégagement libre de la tige de piston, ceci endommagerait le ressort à gaz.
ITA	Evitare il ritorno libero dello stelo, per non danneggiare il cilindro ad azoto.
ESP	Evitar el retorno libre del vástago, esto dañaría al cilindro de gas.
POR	Evite que a haste trabalhe livremente, isto causará danos ao cilindro.

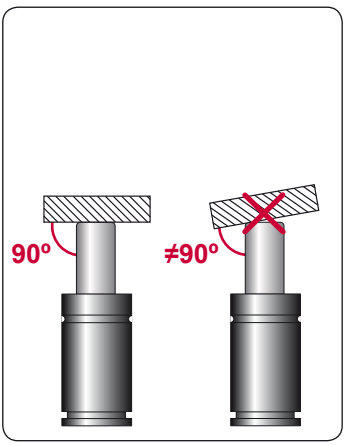

ENG	Gas springs must always work completely perpendicular to the contact surface. Side loads increase wearing and reduce life expectancy.
DEU	Es dürfen keine seitlichen Kräfte auf die Gasdruckfedern wirken, da sich sonst die Lebensdauer wesentlich verringert.
FRA	Les ressorts doivent toujours fonctionner complètement perpendiculaire à la surface de contact. Les charges latérales augmentent l'usure et réduisent la durée de vie.
ITA	Le molle a gas devono funzionare sempre completamente il perpendicolare alla superficie di contatto. I carichi laterali aumentano l'usura e ne riducono la durata.
ESP	Los cilindros de gas deben siempre trabajar de manera perpendicular a la superficie de contacto. Las cargas laterales aumentan el desgaste y reducen la vida útil.
POR	Os cilindros devem sempre trabalhar de forma perpendicular à superfície de contato. As forças laterais aumentam o desgaste e reduzem a vida útil do cilindro.

AZOL GAS

OPERATING INSTRUCTIONS

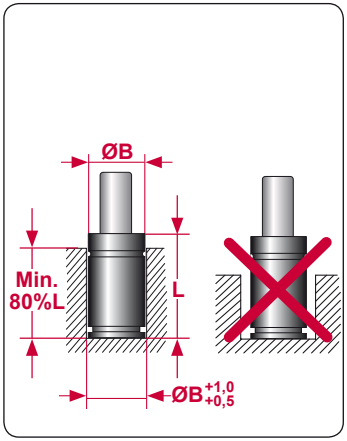

ENG	When the gas springs are installed into a bored pocket, the bored pocket diameter should not exceed 1mm larger than the gas spring body diameter. And the bore pocket depth must be minimum 80% of L.
DEU	Werden Gasdruckfedern in Vertiefung eingebaut, so sollte der Bohrungsdurchmesser nur 1 mm größer als der Federdurchmesser sein. Die Vertiefung sollte mindestens 80% von L betragen.
FRA	Quand les ressorts sont installés dans une poche, le diamètre de poche ne devrait pas dépasser 1 mm de plus que le diamètre de corps du ressort. Et la profondeur de la poche doit être au minimum de 80% de L.
ITA	Quando le molle a gas sono installate in una sede alesata, il diametro alesato della stessa non deve essere superiore di 1mm, rispetto al diametro del corpo della molla a gas. E la profondità della sede alesata deve essere di almeno 80% di L.
ESP	Cuando los cilindros de gas se instalan en una cajera, el diámetro de la cajera no debería exceder 1mm de la dimension del cuerpo del cilindro de gas. Y la profundidad de la cajera debe ser como mínimo el 80% de L.
POR	Quando o cilindro for instalado dentro de um alojamento, o diâmetro do mesmo não pode exceder 1mm do diâmetro do corpo do cilindro. E a profundidade do alojamento deve ser no mínimo 80% de L.

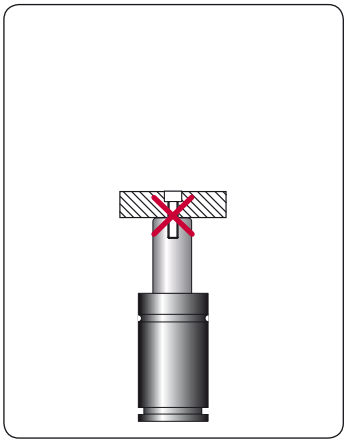

ENG	Do not use the piston rod threaded hole for fixing the gas spring into the tool. This hole is only to be used for maintenance operations.
DEU	Das Gewinde in der Kolbenstange dient nur zu Wartungsarbeiten und darf nicht zur Befestigung der Gasdruckfeder benutz werden.
FRA	N'employez pas le trou fileté de tige de piston pour la fixation du ressort dans l'outil. Ce trou doit être employé seulement pour des opérations d'entretien.
ITA	Non usare il filetto dello stelo per la riparazione durante il lavoro. Il filetto deve essere usato solamente per gli interventi di manutenzione.
ESP	No usar el agujero roscado del vástago para la fijación del cilindro al útil. Este agujero sólo debe emplearse para operaciones de mantenimiento.
POR	Não use o furo rosqueado da haste para fixar o cilindro. Ele só deve ser utilizado em serviços de manutenção.



ENG	Fix the gas spring into the tool through the appropriate mount.
DEU	Die Fixierung der Gasdruckfeder sollte mit der vorgesehenen Befestigung erfolgen.
FRA	Fixez le ressort à gaz dans l'outil par la bride appropriée.
ITA	Fissare i cilindri ad azoto solamente con gli specifici elementi di fissagio.
ESP	Fijar el cilindro de gas al útil mediante las bridas adecuadas.
POR	Fixe o cilindro na ferramenta com a flange adequada.

OPERATING INSTRUCTIONS

AZOL GAS

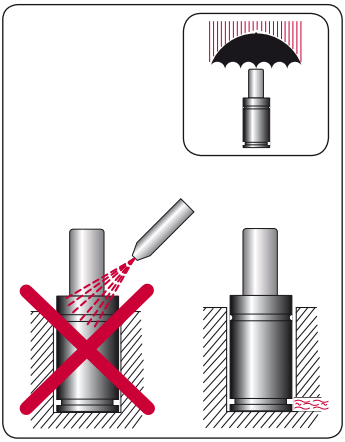

ENG	Protect the gas springs from solid or liquid contaminants. Provide adequate drainage in gas springs pockets.
DEU	Schützen Sie die Gasdruckfedern vor Kontakt mit festen oder flüssigen Verschmutzungen. Bei Einbau in Kavitäten müssen Drainage-Kanäle eingebracht werden.
FRA	Protégez les ressorts à gaz contre les contaminants solides ou liquides. Un drainage dans les poches des ressorts est recommandé.
ITA	Proteggere i cilindri ad azoto da ogni contaminazione solida o liquida. E' suggerito uno scarico sufficiente nel caso di sede alesata.
ESP	Proteger los cilindros de gas de contaminantes sólidos o líquidos. Proporcionar drenaje adecuado a las cajeras donde se instalan los cilindros.
POR	Proteja os cilindros de contaminadores sólidos ou líquidos Recomenda-se a drenagem dos alojamentos.

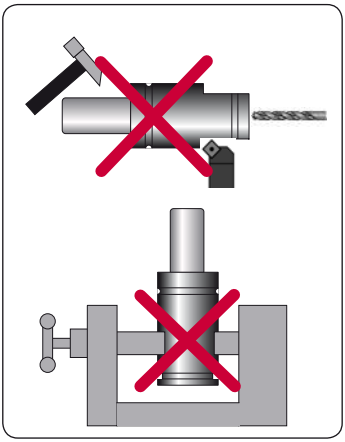

ENG	Avoid whatever impatct and do not make any mechanical work on the gas spring body or piston rod.
DEU	Schützen Sie die Gasdruckfeder insgesamt (besonders Körper und Kolbenstangen) gegen mechanische Beschädigung.
FRA	Evitez quelqu'impact que ce soit et ne faites aucun travail mécanique sur la tige ou le corps du ressort à gaz.
ITA	Evitare ogni lavoro meccanico ed ogni danneggiamento al corpo e allo stello della molla a gas.
ESP	Evitar cualquier impacto o trabajo mecánico en el cuerpo o vástago del cilindro.
POR	Evite qualquer impacto ou trabalho mecânico tanto na haste como no corpo do cilindro.



ENG	Gas springs with scratches on the piston rod surface should be replaced.
DEU	Gasdruckfedern mit Kratzern auf der Kolbestange-Oberfläche sollten ersetzt werden.
FRA	Des ressorts à gaz avec des éraflures sur la surface de la tige devraient être remplacés.
ITA	Le molle a gas con graffi sulla superficie dello stelo devono essere sostituite.
ESP	Los cilindros de gas con marcas en la superficie del vástago deberían reemplazarse.
POR	O cilindro que apresentarem riscos na haste a mesma deverá ser substituída.

AZOL GAS

OPERATING INSTRUCTIONS



ENG	Gas springs maintenance must be carried out only by skilled personnel, with the appropriate training, and always following the operating and service instructions from Azolgas.
DEU	Arbeiten an den Gasdruckfedern dürfen ausschließlich von geschulten Mitarbeitern durchgeführt werden. Die technischen Hinweisen, Vorgaben und Anweisungen von Azolgas müssen unbedingt und jederzeit befolgt werden.
FRA	L'entretien des ressorts à gaz doit être effectué uniquement par du personnel habilité, ayant les formations requises, et cela en respectant toujours les instructions de service d'Azolgas.
ITA	La manutenzione delle molle a gas deve essere effettuata solo da personale esperto, con preparazione specifica e sempre seguendo le istruzioni di servizio di Azolgas.
ESP	El mantenimiento de los resortes de gas debe ser efectuado por personal cualificado, con la debida formación, y siguiendo las instrucciones de utilización y mantenimiento de Azolgas.
POR	A manutenção dos cilindros deve ser realizada somente por pessoas qualificadas, com treinamento apropriado, e seguindo as instruções de funcionamento e manutenção da Azolgas.

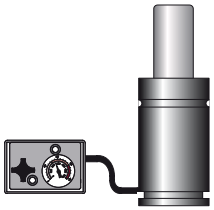

ENG	Most of Azolgas gas springs could be used into linked systems. Linked systems allow users to easily monitor, control and adjust pressure.
DEU	Die meisten Azolgas Gasdruckfedern können durch Verschlauchung in einem Verbundsystem arbeiten. Das erleichtert das Steuern, Ablesen und das Anpassen des Druckes.
FRA	La plupart des ressorts à gaz Azolgas peuvent être utilisés dans les systèmes reliés. Cela permet facilement aux utilisateurs de surveiller, contrôler et ajuster la pression.
ITA	La maggior parte delle molle a gas della Azolgas possono essere utilizzate in sistemi collegati, che permettono agli utenti di verificare, controllare ed intervenire sulla pressione.
ESP	La mayoría de los cilindros de gas Azolgas pueden ser usados en sistemas conexionados, permitiendo al usuario la fácil monitorización, control y ajuste de presión.
POR	A maioria dos cilindros Azolgas pode ser utilizado em sistemas interligados, permitindo ao usuário fácil monitoramento e controla da pressão.



ENG	Designed and manufactured according PED 97/23/CE. The user of the gas springs is responsible for future inspections to be made to the springs in accordance with the regulations of the country where they will be used. Azolgas recommend to replace gas springs after 2 million strokes/10 years.
DEU	Gasdruckfedern sind entwickelt und hergestellt nach Drückgeräte-Richtlinie PED 97/23/CE. Der Benutzer hat dafür zu sorgen dass die nationale Richtlinien bezüglich Wartung und periodische Inspektionen unbedingt angehalten werden. Azolgas empfiehlt, die Gasdruckfedern nach 2 Millionen Hüben, spätestens nach 10 Jahren, zu ersetzen.
FRA	Conçu et fabriqué selon PED 97/23/CE. L'utilisateur des ressorts à gaz est responsable pour les inspections qui doivent être faits pour les ressorts à gaz conformément à la réglementation du pays où ils seront utilisés. Azolgas recommandent de remplacer des ressorts après 2 millions de cycles/10 années.
ITA	Progettato e prodotto secondo PED 97/23/CE. L'utente delle molle a gas è responsabile di future ispezioni da effettuare per le molle a gas, secondo le norme del paese in cui verranno utilizzati. Azolgas suggerisce di sostituire le molle a gas dopo 2 milioni di colpi/10 anni.
ESP	Diseñado y fabricado según PED 97/23/CE. El usuario del equipo a presión deberá responsabilizarse de las futuras inspecciones a efectuar a dicho equipo de acuerdo con la normativa específica del país en el que vaya a utilizarse. Azolgas recomienda reemplazar los cilindros de gas después de 2 millones de ciclos/10 años.
POR	Projetado e fabricado de acordo com a PED 97/23/CE. O usuário dos cilindros é responsável por inspeções futuras a serem feitas para os cilindros, de acordo com as normas do país onde eles serão utilizados. Azolgas recomenda a troca dos cilindros após 2 milhões de ciclos/10 anos.

HOW TO USE THE CATALOGUE

AZOL GAS

1 2

230 www.azolgas.com Global Customized Service azolgas@azolgas.com Tel. +34 945290010

FD 1500 V2

Low Profile

RENAULT EM24.54.700

AZOL GAS

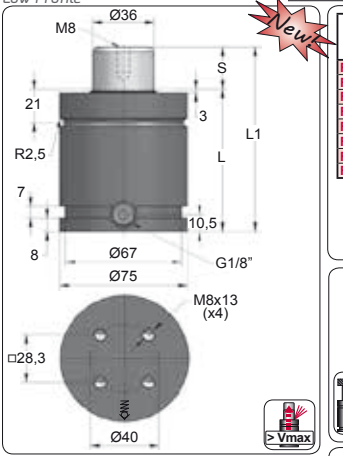

New

ORDER	S (mm)	L1 ±0,25 (mm)	L (mm)	Kg.
FD 1500 025 V2	25	110	85	2.11
FD 1500 032 V2	32	124	92	2.22
FD 1500 038 V2	38	136	98	2.31
FD 1500 050 V2	50	160	110	2.50
FD 1500 063 V2	63.5	187	123.5	2.70
FD 1500 080 V2	80	220	140	3.04
FD 1500 100 V2	100	260	160	3.80
FD 1500 125 V2	125	310	185	4.75

5

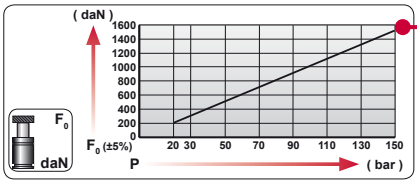

6

3

CODE	bar	psi	F0 daN	F1 daN
FD 1500 050 V2	150	2145	1530	2140
FD-H 1500 050 V2	0	0	---	---

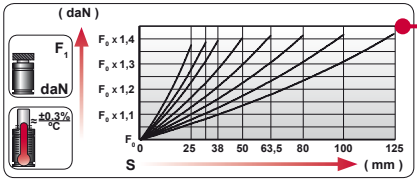

7

4

ENG	ORDER
DEU	BESTELLUNG
FRA	COMMANDE
ITA	ORDINE
ESP	PEDIDO
POR	PEDIDO

F0 daN | S mm

FD 1500 50

FD 1500 050 V2

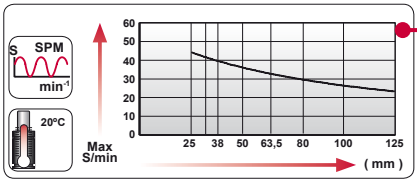

8

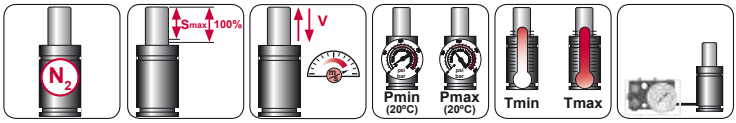

N2	Smax < 90%	Vmax 1,6 m/s	bar psi 20 290	bar psi 150 2175	°C °F 0 32	°C °F 80 176	600 CP-

9 10 11 12 13 14

AZOL GAS

HOW TO USE THE CATALOGUE

1

ENG	MODEL
DEU	MODELL
FRA	MODÈLE
ITA	MODELLO
ESP	MODELO
POR	MODELO

2

ENG	VERSION
DEU	VERSION
FRA	VERSION
ITA	VERSIONE
ESP	VERSIÓN
POR	VERSÃO

3

ENG	FILLING PRESSURE
DEU	FÜLLDRUCK
FRA	PRESSION DE REMPLISSAGE
ITA	PRESSIONE DI CARICAMENTO
ESP	PRESIÓN DE CARGA
POR	PRESSÃO DE CARGA

4

ENG	ORDER
DEU	BESTELLUNG
FRA	COMMANDE
ITA	ORDINE
ESP	PEDIDO
POR	PEDIDO

5

ENG	PED 97/23/CE - CE DIRECTIVE
DEU	PED 97/23/CE - RICHTLINIE EG
FRA	PED 97/23/CE - DIRECTIVE CE
ITA	PED 97/23/CE - DIRETTIVA CE
ESP	PED 97/23/CE - DIRECTIVA CE
POR	PED 97/23/CE - DIRECTIVA CE

6

ENG	INITIAL FORCE PER CHARGE PRESSURE
DEU	ANFANGSKRAFT ABHÄNGIG VOM DRUCK
FRA	FORCE INITIALE PAR PRESSION DE CHARGE
ITA	FORZA INIZIALE PER PRESSIONE DELLA CARICA
ESP	FUERZA INICIAL SEGÚN LA PRESIÓN DE CARGA
POR	FORÇA INICIAL CONFORME A PRESSÃO DE CARGA

7

ENG	PRESSURE RISE PER STROKE USED
DEU	HUBABHÄNGIGES DRUCKAUFBAUDIAGRAMM
FRA	AUGMENTATION DE PRESSION PAR COURSE UTILISÉE
ITA	AUMENTO DI PRESSIONE IN FUNZIONE DELLA CORSA
ESP	AUMENTO DE PRESIÓN EN FUNCIÓN DE LA CARRERA
POR	AUMENTO DA PRESSÃO EM FUNÇÃO DO CURSO

8

ENG	MAX. RECOMMENDED STROKES/MINUTE
DEU	MAX.ZULÄSSIGE HÜBE/MINUTE
FRA	MAX. CYCLES/MINUTE RECOMMANDÉ
ITA	CADENZA MAX. CORSA/MINUTO CONSIGLIATA
ESP	CADENCIA MAX. RECOMENDADA CARRERAS/MINUTO
POR	CADÊNCIA MÁX. RECOMENDADA CICLOS/MINUTO

9

ENG	PRESSURE MEDIUM
DEU	DRUCK-MEDIUM
FRA	GAZ DE CHARGEMENT
ITA	GAS DI CARICAMENTO
ESP	GAS DE CARGA
POR	GÁS DE CARGA

10

ENG	MAX. RECOMMENDED USE OF THE STROKE
DEU	MAX. EMPFHOLENE ARBEITSHUB
FRA	MAX. UTILISATION DE LA COURSE RECOMMANDÉ
ITA	USO SUGGERITO MASSIMO DELLA CORSA
ESP	MAX. UTILIZACION DE LA CARRERA RECOMENDADA
POR	UTILIZAÇÃO MÁXIMA DE CURSO RECOMENDADO

11

ENG	MAX. SPEED (METERS/SECOND)
DEU	MAX. KOLBENGESCHWINDIGKEIT (m/s)
FRA	MAX. VITESSE (MÈTRES/SECONDE)
ITA	VELOCITÀ MASSIMA (METRI/SECONDO)
ESP	VELOCIDAD MÁXIMA (METROS/SEGUNDO)
POR	VELOCIDADE MÁXIMA (METROS/SEGUNDO)

12

ENG	MIN-MAX. CHARGING PRESSURE
DEU	MIN-MAX. FÜLLDRUCK
FRA	MIN-MAX. PRESSION DE CHARGEMENT
ITA	MIN-MAX. PRESSIONE DI CARICAMENTO
ESP	MIN-MAX. PRESIÓN DE CARGA
POR	MIN-MAX. PRESSÃO DE CARGA

13

ENG	MIN-MAX. WORKING TEMPERATURE
DEU	MIN.-MAX. ARBEITSTEMPERATUR
FRA	MIN-MAX. TEMPÉRATURE DU TRAVAIL
ITA	MIN-MAX. TEMPERATURA DI FUNZIONAMENTO
ESP	MIN-MAX. TEMPERATURA DE TRABAJO
POR	MIN-MAX. TEMPERATURA DE TRABALHO

14

ENG	OPTION PIPING. RECOMMENDED CONTROL PANEL
DEU	OPTIONALE VERSCHLAUCHUNG. EMPFOHLENE KONTROLLARMATUR
FRA	OPTION RACCORDEMENT. PANNEAU RECOMMANDÉ
ITA	OPZIONE COLLEGAMENTO. PANNELLO SUGGERITO
ESP	OPCIÓN CONEXIONADO. PANEL RECOMENDADO
POR	OPÇÃO INTERLIGADO. PAINEL RECOMENDADO

HOW TO USE THE CATALOGUE

AZOL GAS

15

AZOL GAS

FD 1500 V2 *MOUNTS*

Low Profile

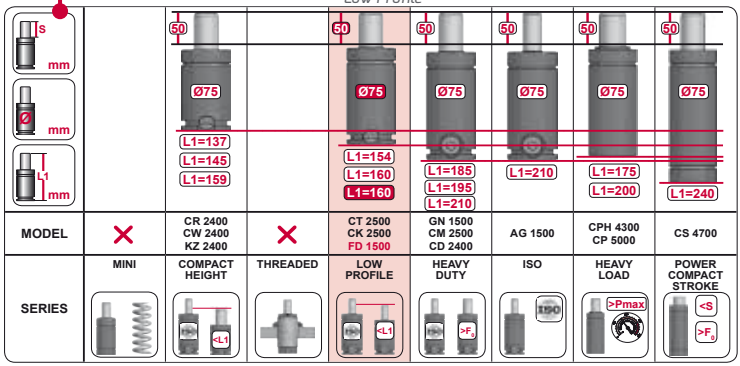

MODEL	✕	CR 2400 CW 2400 KZ 2400	✕	CT 2500 CK 2500 FD 1500	GN 1500 CM 2500 CD 2400	AG 1500	CPH 4300 CP 5000	CS 4700
SERIES	MINI	COMPACT HEIGHT	THREADED	LOW PROFILE	HEAVY DUTY	ISO	HEAVY LOAD	POWER COMPACT STROKE

16

A14-075

ISO E24.54.815.G EM24.54.700/F

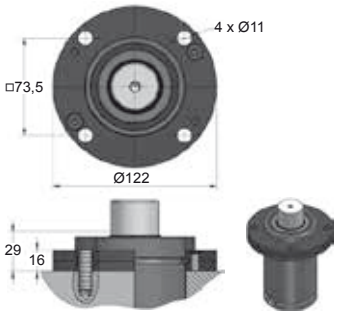

17

A34-075

ISO

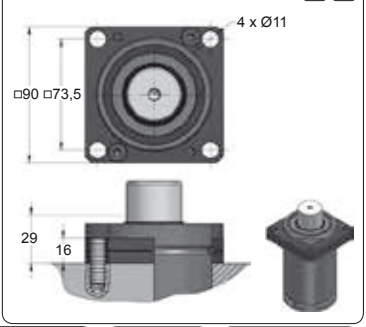



CODE		FD 1500 050 V2	KIT XXXXXXX-S KIT XXXXXXX-C	A14-075	18 GA 5
ENG	ORDER	GAS SPRING	REPAIR KIT	FLANGE	CHARGING ADAPTER
DEU	BESTELLUNG	GASDRUCKFEDER	ERSATZTEILSATZ	FLANSCHE	LADEADAPTER
FRA	COMMANDE	RESSORT À GAZ	KIT DE RÉPARATION	BRIDE	RACCORD DE CHARGE
ITA	ORDINE	CILINDRO AD AZOTO	KIT DI MANUTENZIONE	FLANGE	ADATTATORE DI CARICO
ESP	PEDIDO	RESORTE DE GAS	KIT DE REPARACION	BRIDA	ADAPTADOR DE CARGA
POR	PEDIDO	CILINDRO DE GÁS	KIT DE MANUTENÇÃO	FLANGE	ADAPTADOR DE CARGA

18 19 20 21

AZOL GAS

HOW TO USE THE CATALOGUE

15

ENG	SERIES CHART
DEU	ÜBERSICHTSTABELLE
FRA	TABLEAU DE SÉRIES
ITA	TABELLA DI SERIE
ESP	COMPARATIVA DE SERIES
POR	COMPARATIVO DAS SÉRIES

16

ENG	MOUNTS
DEU	FLANSCHEN
FRA	BRIDES
ITA	FLANGE
ESP	BRIDAS
POR	FIXAÇAO

17

ENG	MOUNTS STANDARDS
DEU	FLANSCHEN NORMEN
FRA	NORMES DE BRIDES
ITA	STANDARS DELLE FLANGE
ESP	ESTÁNDARDS DE BRIDAS
POR	PADRÕES DE FLANGES

18

ENG	ORDER GAS SPRING
DEU	BESTELLUNG GASDRUCKFEDER
FRA	COMMANDE RESSORT À GAZ
ITA	ORDINE CILINDRO AD AZOTO
ESP	PEDIDO CILINDRO DE GAS
POR	PEDIDO DE CILINDRO DE NITROGÊNIO

19

ENG	ORDER REPAIR KIT
DEU	BESTELLUNG DICHTSATZ
FRA	COMMANDE KIT DE RÉPARATION
ITA	ORDINE KIT DI MANUTENZIONE
ESP	PEDIDO KIT DE REPARACIÓN
POR	PEDIDO DE KIT DE MANUTENÇÃO

20

ENG	ORDER MOUNT
DEU	BESTELLUNG FLANSCHEN
FRA	COMMANDE BRIDE
ITA	ORDINE FLANGE
ESP	PEDIDO BRIDA
POR	PEDIDO DE FLANGE

21

ENG	ORDER CHARGING ADAPTER
DEU	BESTELLUNG LADEADAPTER
FRA	COMMANDE RACCORD DE CHARGE
ITA	ORDINE ADATTATORE DI CARICO
ESP	PEDIDO ADAPTADOR DE CARGA
POR	PEDIDO DE ADAPTADOR DE CARGA

HOW TO USE THE CATALOGUE

AZOL GAS

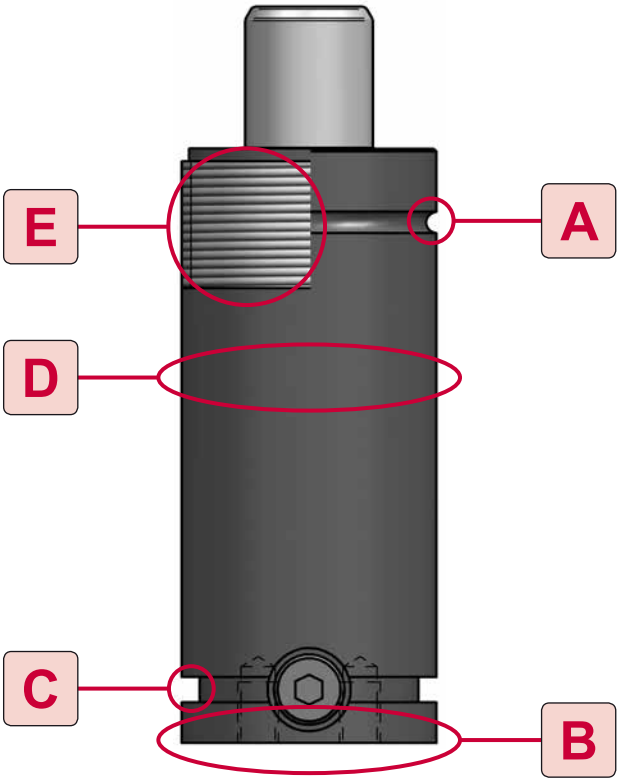

ENG	ORDER
DEU	BESTELL
FRA	COMMANDE
ITA	ORDINE
ESP	PEDIDO
POR	PEDIDO

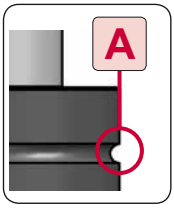

A
TYPE



14
MODEL



50
Ø

A 14 050

AZOL GAS

HOW TO USE THE CATALOGUE

A

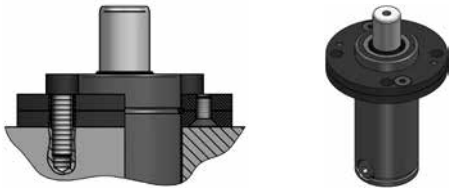

ENG	UPPER ROUND GROOVE FLANGE
DEU	BUNDFLANSCH
FRA	COLLERETTE POUR GORGE RONDE SUPÉRIEURE
ITA	FLANGIA PER SCANALATURA ROTONDA SUPERIORE
ESP	BRIDA PARA CAJERA SUPERIOR REDONDA
POR	FLANGE PARA O SULCO REDONDO SUPERIOR

B

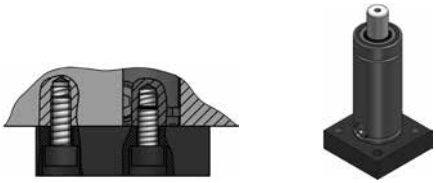

ENG	BOTTOM MOUNT PLATE
DEU	UNTERE BEFESTIGUNGS-PLATTE
FRA	PLAQUE FIXATION INFÉRIEURE
ITA	BASE INFERIORE DI FISSAGGIO
ESP	BASE INFERIOR DE FIJACIÓN
POR	PLACA INFERIOR DA MONTAGEM

C

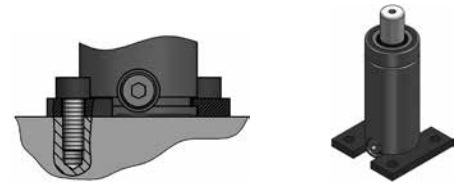

ENG	LOWER SQUARE GROOVE FLANGE
DEU	FUSSFLANSCH
FRA	FLASQUE-BRIDE POUR GORGE CARRÉE INFÉRIEURE
ITA	SEMI-FLANGIA PER SCANALATURA QUADRATA INFERIORE
ESP	BRIDA PARA CAJERA INFERIOR CUADRADA
POR	FLANGE PARA O SULCO QUADRADO INFERIOR

D

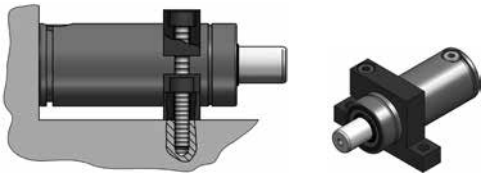

ENG	SUPPORT MOUNT
DEU	KLEMMFLANSCH
FRA	SUPPORT AVANT
ITA	SUPPORTI ANTERIORI
ESP	BRIDA DE APOYO
POR	FLANGE DE SUSTENTAÇÃO

E

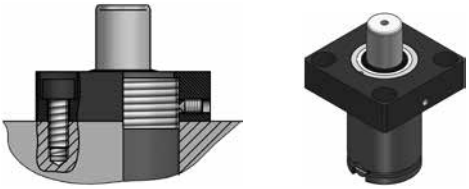

ENG	THREADED BODY FLANGE
DEU	KÖRPER GEWINDE FLANSCHE
FRA	BRIDE VISSÉE SUR LE CORPS FILETÉ
ITA	FLANGIA FILETTATA PER IL CORPO
ESP	BRIDA ROSCADA SOBRE EL CUERPO
POR	FLANGE ROSQUEADA DO CORPO

INSTALLATION EXAMPLES

AZOL GAS

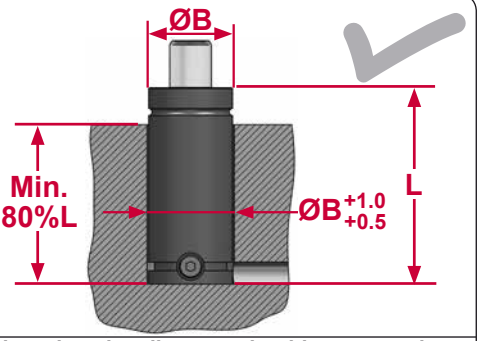

The bored pocket diameter should not exceed 1mm larger than the gas spring body diameter.
The bore pocket depth must be minimum 80% of L.
Provide adequate drainage in gas springs pockets when required.

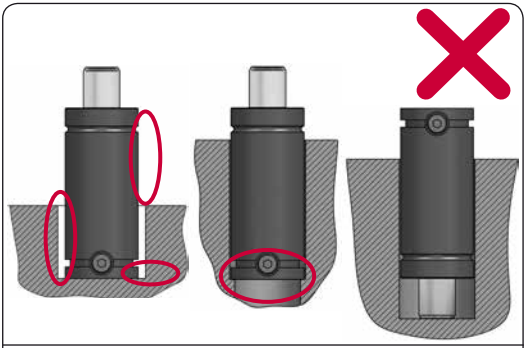

Incorrect pockets (i.e. larger diameter or shorter length) may cause structural damage or reduced life of gas springs.



Fix the gas spring into the tool through the appropriate mount in the right way.

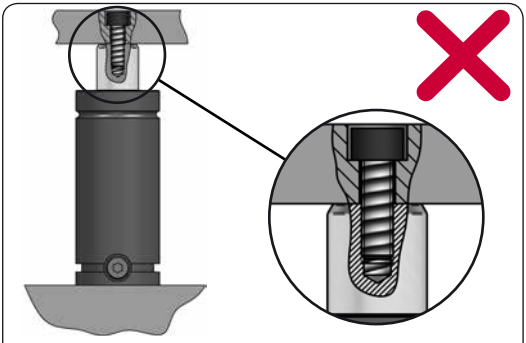

Do not use the piston rod threaded hole for fixing the gas spring into the tool.
The top rod threaded hole is only to be used when servicing the gas springs.

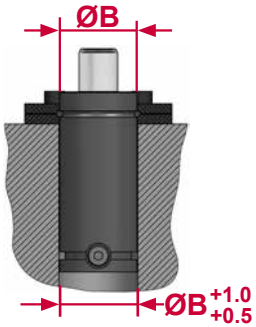

<u>Example mount type A</u>
When using mount type A into a bored pocket, the bored pocket diameter should not exceed 1mm larger than the gas spring body diameter.

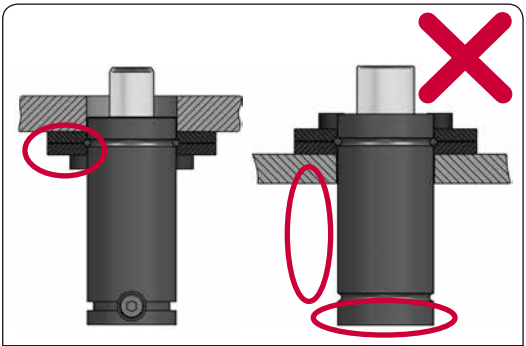

<u>Example mount type A</u>
In Compact Power Stroke series (CS) the bottom should be supported at all the times. A flat surface against the base is always required.

AZOL GAS

INSTALLATION EXAMPLES

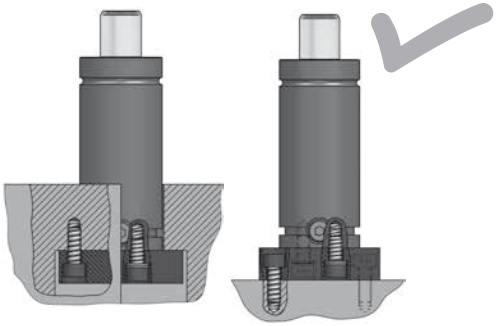

Example mount type B
Fix the gas spring into the tool through the appropriate mount in the right way.

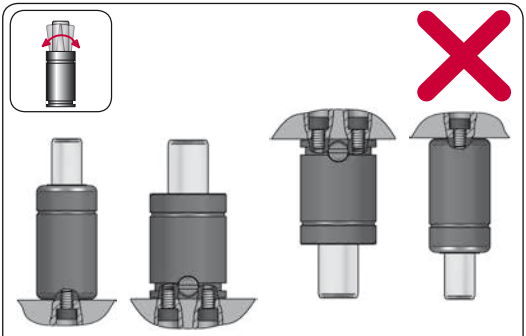

In MINI and Compact Height series (CW) avoid side loads by using the appropriate mounts.
Do not fix the MINI and Compact Height series (CW) to the tool only by using screws at the bottom.

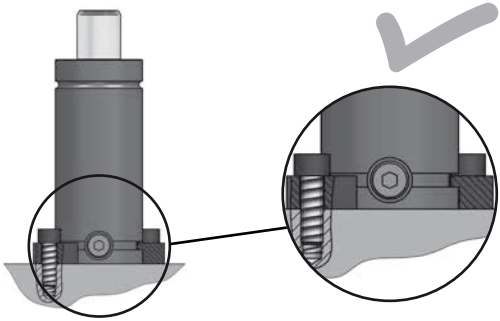

Example mount type C
Fix the gas spring into the tool through the appropriate mount in the right way.

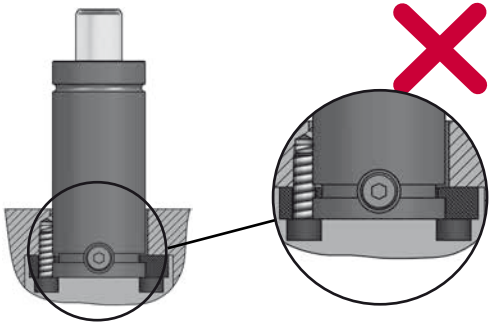

Example mount type C
The bottom should be supported at all the times. A flat surface against the base is always required.

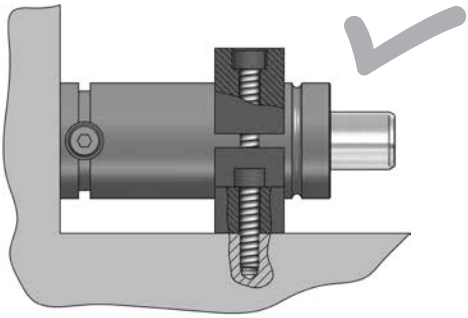

Example mount type D
Fix the gas spring into the tool through the appropriate mount in the right way.

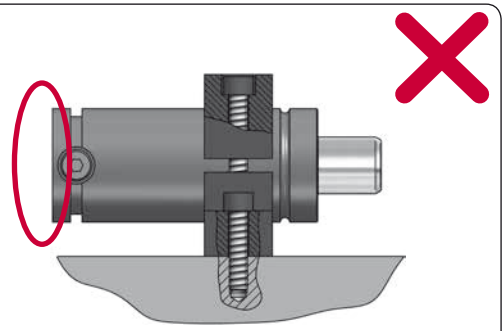

Example mount type D
The bottom should be supported at all the times. A flat surface against the base is always required.

COLOR CODE: MINI GAS SPRINGS

AZOL GAS

AFB V2	COLOR	bar	psi	F_0 daN	F_1 daN
AFB 13 050 V2	Green	45	650	13	20
AFB 25 050 V2	Blue	90	1305	25	40
AFB 38 050 V2	Red	135	1960	38	60
AFB 50 050 V2	Yellow	180	2610	50	80
AFB XX 050 V2	Black	20-180	290-2610	6 - 50	9 - 80

AFH V1	COLOR	bar	psi	F_0 daN	F_1 daN
AFH 18 050 V1	Green	35	510	18	35
AFH 35 050 V1	Blue	70	1015	35	70
AFH 50 050 V1	Red	100	1450	50	100
AFH 70 050 V1	Yellow	140	2030	70	140
AFH XX 050 V1	Black	20-180	290-2610	10 - 90	20 - 180

AFJ V1	COLOR	bar	psi	F_0 daN	F_1 daN
AFJ 30 050 V1	Green	60	870	30	40
AFJ 50 050 V1	Blue	100	1450	50	70
AFJ 70 050 V1	Red	140	2030	70	95
AFJ 90 050 V1	Yellow	180	2610	90	120
AFJ XX 050 V1	Black	20-180	290-2610	10 - 90	13 - 120

AFK V1	COLOR	bar	psi	F_0 daN	F_1 daN
AFK 25 050 V1	Green	40	580	25	35
AFK 50 050 V1	Blue	80	1160	50	70
AFK 75 050 V1	Red	120	1740	75	105
AFK 100 050 V1	Yellow	160	2320	100	140
AFK XXX 050 V1	Black	20-160	290-2320	13 - 100	18 - 140

AFD V1	COLOR	bar	psi	F_0 daN	F_1 daN
AFD 50 050 V1	Green	45	650	50	70
AFD 100 050 V1	Blue	90	1305	100	140
AFD 150 050 V1	Red	135	1960	150	210
AFD 200 050 V1	Yellow	180	2610	200	280
AFD XXX 050 V1	Black	20-180	290-2610	23 - 200	32 - 280

AFC	COLOR	bar	psi	F_0 daN	F_1 daN
AFC 50 050	Green	45	650	50	75
AFC 100 050	Blue	90	1305	100	155
AFC 150 050	Red	135	1960	150	230
AFC 200 050	Yellow	180	2610	200	305
AFC XXX 050	Black	20-180	290-2610	23 - 200	35 - 305

AFNA	COLOR	bar	psi	F_0 daN	F_1 daN
AFNA 50 050	Green	45	650	50	75
AFNA 100 050	Blue	90	1305	100	155
AFNA 150 050	Red	135	1960	150	230
AFNA 200 050	Yellow	180	2610	200	305
AFNA XXX 050	Black	20-180	290-2610	23 - 200	35 - 305

AF V1	COLOR	bar	psi	F_0 daN	F_1 daN
AF 50 050 V1	Green	45	650	50	70
AF 100 050 V1	Blue	90	1305	100	135
AF 150 050 V1	Red	135	1960	150	205
AF 200 050 V1	Yellow	180	2610	200	270
AF XXX 050 V1	Black	20-180	290-2610	23 - 200	30 - 270

AFT V1	COLOR	bar	psi	F_0 daN	F_1 daN
AFT 80 050 V1	Green	40	580	80	135
AFT 160 050 V1	Blue	80	1160	160	265
AFT 240 050 V1	Red	120	1740	240	400
AFT 310 050 V1	Yellow	155	2450	310	515
AFT XXX 050 V1	Black	20-180	290-2610	40 - 360	65 - 600

- Adaptable version that can be charged between Pmin and Pmax.
- Anpassbare Version, die mit einem verschiedenen Druck von Pmin bis Pmax befüllt werden kann.
- Version adaptable pouvant être chargée entre Pmin et Pmax.
- Versione adattabile che può essere caricata tra Pmin e Pmax.
- Versión adaptable que puede ser cargada entre Pmin y Pmax.
- Versão personalizável que pode ser carregada entre Pmin e Pmax.

AZOL GAS

COLOR CODE: MINI GAS SPRINGS

ORDER EXAMPLE

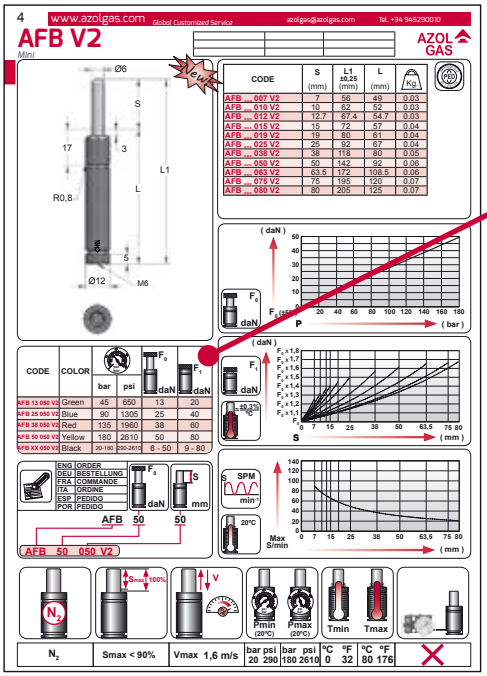

AFB V2	COLOR	bar	psi	F_0 daN	F_1 daN
AFB 13 050 V2	Green	45	650	13	20
AFB 25 050 V2	Blue	90	1305	25	40
AFB 38 050 V2	Red	135	1960	38	60
AFB 50 050 V2	Yellow	180	2610	50	80
AFB XX 050 V2	Black	20-180	290-2610	6 - 50	9 - 80

ENG	ORDER
DEU	BESTELLUNG
FRA	COMMANDE
ITA	ORDINE
ESP	PEDIDO
POR	PEDIDO

F_0 daN — S mm

AFB 50 50

AFB 50 050 V2 (YELLOW)

AFB 6 - 50 50

AFB XX 050 V2 (BLACK)

BLACK: Force to be specified by the customer. Delivered pre-charged at 20 bar.

BODY MARK



AFB V2	COLOR	bar	psi	F_0 daN	F_1 daN
AFB 13 050 V2	Green	45	650	13	20
AFB 25 050 V2	Blue	90	1305	25	40
AFB 38 050 V2	Red	135	1960	38	60
AFB 50 050 V2	Yellow	180	2610	50	80
AFB XX 050 V2	Black	20-180	290-2610	6 - 50	9 - 80

ENG	ORDER
DEU	BESTELLUNG
FRA	COMMANDE
ITA	ORDINE
ESP	PEDIDO
POR	PEDIDO

F_0 daN — S mm

AFB 38 50

AFB 38 050 V2

MINI gas springs series the force is defined by colored label.

MINI gas springs series only the model and stroke are engraved on the body (not the force).

FROM SELF-CONTAINED TO HOSED

AZOL GAS

1

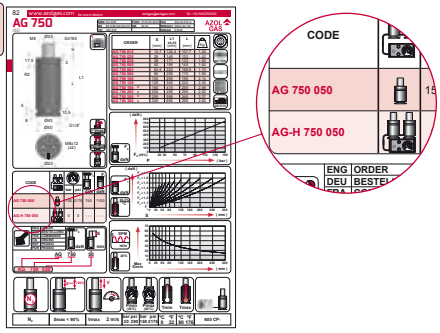

Gas springs may be ordered as a self-contained use or as a linked use.
Check in the corresponding catalogue sheet how to order (just by adding -H to the gas spring model).

2

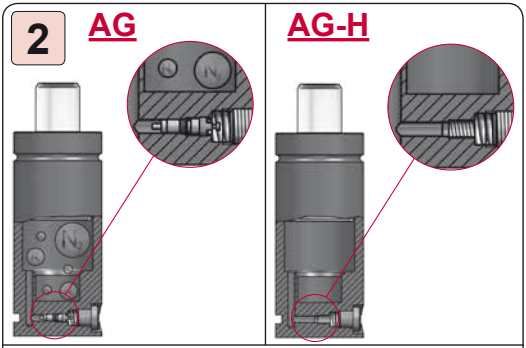

Gas springs for a self-contained use are supplied with filling valve and fully load with N_2 gas.
Gas springs for a linked use are supplied without filling valve and discharged (without N_2 gas).

3

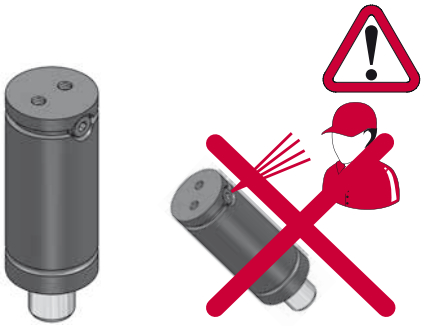

In order to unload the gas spring, set it rod down.
When discharging a gas spring point the gas flow away from operator or anybody else.

4

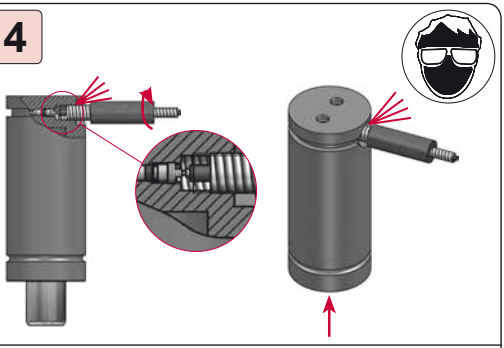

Thread the draining tool to the filling port thread and turn it slowly in order to get it fully drained.
Check the cylinder is completely unloaded, it should be possible to insert the rod by hand and stay in this position.

5

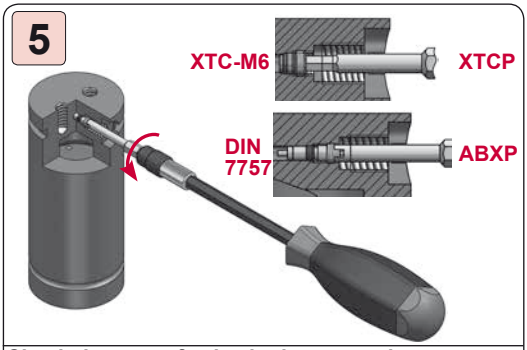

Check the type of valve in the gas spring.
Use the corresponding key adapter to unscrew the valve:
- ABXP
- XTCP

6

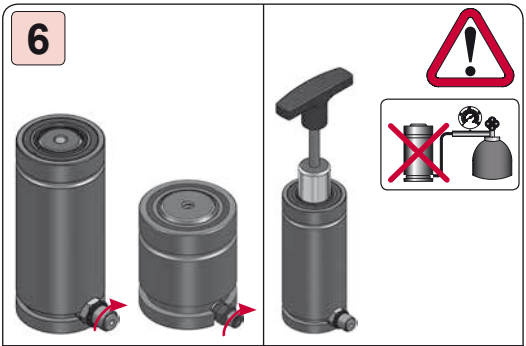

Fit the corresponding adapter (M6 or G1/8").
Extend fully the piston rod with the corresponding LM tool, never with gas.
Gas spring is now ready to be linked.

AZOL GAS

HOSED SYSTEMS

SELF-CONTAINED OR HOSED GAS SPRINGS

CODE		bar	psi	F_0 daN	F_1 daN
AG 750 050		150	2175	740	1100
AG-H 750 050		0	0	- - -	- - -

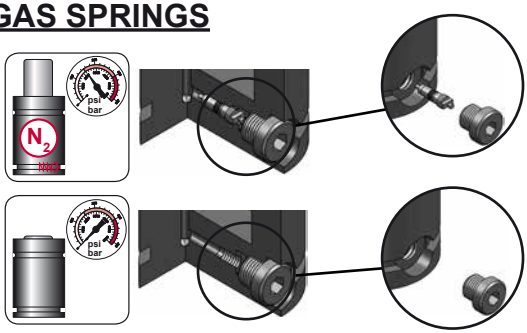

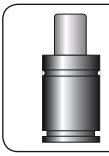

ENG	Self-contained gas spring	Gas spring delivered charged (with filling valve)
DEU	Autonome Gasdruckfeder	Gasdruckfeder befüllt (mit Ventil)
FRA	Ressort à gaz autonome	Ressort à gaz fourni chargé (avec valve de charge)
ITA	Cilindro ad azoto autonomo	Cilindro fornito carico (con valvola di carico)
ESP	Cilindro de gas autónomo	Cilindro de gas suministrado cargado (con válvula de carga)
POR	Cilindro de gas autônomo	Cilindro de gás fornecido carregado (com válvula de carga)



ENG	Ready to be hosed	Gas spring delivered unfilled (without filling valve)
DEU	Fertig zum Verschlauchen	Gasdruckfeder drucklos und ohne Ventil
FRA	Prêt à être relié	Ressort à gaz fourni non chargé (sans valve de charge)
ITA	Pronto per essere collegato	Cilindro fornito scarico (senza valvola di carico)
ESP	Preparado para conexionar	Cilindro de gas suministrado descargado (sin válvula de carga)
POR	Pronto a ser interligado	Cilindro de gás fornecido descarregado (sem válvula de carga)

ONLY PERMANENT HOSED GAS SPRINGS

CODE		bar	psi	F_0 daN	F_1 daN
- - - - - - - - -		- - -	- - -	- - -	- - -
APFC-H 150 050		0	0	- - -	- - -

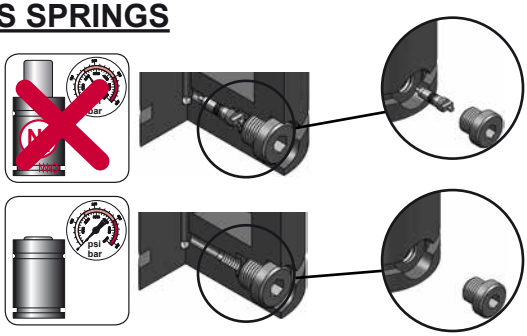



ENG	Hosed gas spring	Gas spring delivered unfilled and it can only be used in a permanent connection (valveless)
DEU	Gasdruckfeder zum verschlauchen	Gasdruckfeder wird drucklos angeliefert und kann nur im Verbund eingesetzt werden (ohne Ventil)
FRA	Ressort à gaz relié	Ressort à gaz fourni non chargé et il ne peut être utilisé que relié dans une connexion permanente (sans valve de charge)
ITA	Cilindro collegabile	Cilindro fornito scarico e può essere utilizzato solo in una connessione permanente (senza valvola unidirezionale)
ESP	Cilindro conexionable	Cilindro de gas suministrado descargado y sólo puede ser usado en un sistema conexionado permanente (sin válvula de carga)
POR	Cilindro de gas interligado	Cilindro de gás fornecido descarregado, apenas pode ser utilizado em um sistema interligado permanente (sem válvula de carga)

TEMPERATURE

AZOL GAS

CHALLENGE









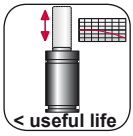

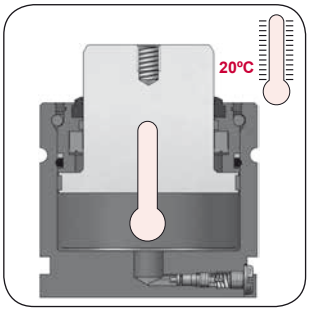

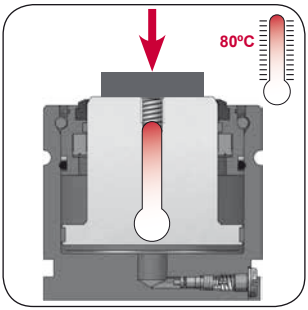

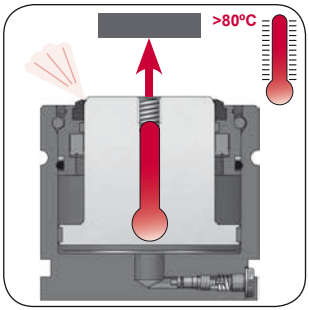

According to the technical specifications, the maximum operating temperature (**Tmax**) of gas springs is **80 ° C**.

The temperature increase above the maximum allowable (Tmax) causes deterioration of the sealing elements and **reduces the life** of the gas springs.

FACTORS

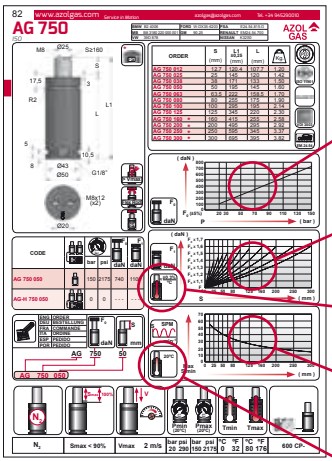





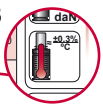



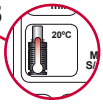

1.Initial pressure: the higher initial charging pressure, the higher temperature into the gas spring during operation.

2.Gas volume: the higher is volume inside the gas spring, the lower is the compression rate and temperature.

3.Pressure/temperature raise factor: due to friction, gas springs are heated when operating and the gas pressure increases with raising temperature (about 0.33% for every 1ºC).

4.Frequency and stroke used: the major stroke used, higher friction and greater temperature increase in the gas spring, so that the maximum rate in cycles per minute SPM is smaller.

5.Working environment temperature: estimated maximum SPM is based on a working environment temperature of 20ºC. The higher working environment temperature, the lower maximum SPM achieved.

Main factors increasing gas springs temperature:

- P_0 Initial pressure (bar)
- S Working stroke (mm)
- SPM Frequency (cycles per minute)

AZOL GAS

TEMPERATURE

SOLUTIONS

The new generation of AZOLGAS gas springs are equipped with technology ready to achieve a better performance even in the new application challenges.

GAS VOLUME

The AZOLGAS gas springs are designed to contain higher gas volume and lower compression ratio, which means a substantial reduction of the working temperature.



FRICTION

The AZOLGAS gas springs incorporates floating rod that prevent friction of the piston red guiding against the body and allow a free flow of gas into the cylinder.

Additionally, the systems FR (Flex Rod) included in most of AZOLGAS gas springs, minimizes friction caused by side loading or deviations from perpendicularity.



SEALING ELEMENTS

The sealing elements of the AZOLGAS gas springs incorporate low friction designs and materials.

In parallel, the new sealing elements can withstand higher dynamic working temperatures.



LUBRICATION

The self-lubricating guiding components prevent metal to metal contact, achieving a significant reduction of friction / temperature.

The AZOLGAS gas springs are equipped with special synthetic lubrication that reduces wear of the components.



FR (FLEX ROD)

AZOL GAS

CHALLENGE



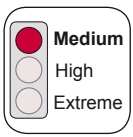











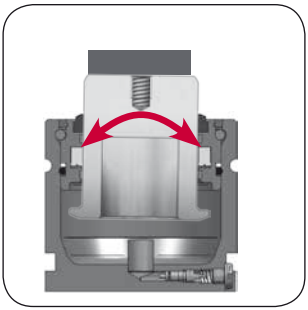

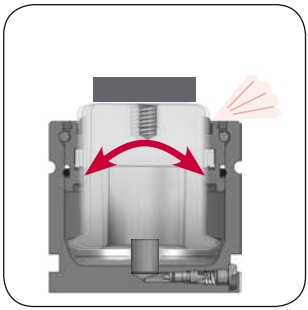

Certain application conditions involve the existence of sideloads or **deviations from perpendicularity**.

Depending on the intensity of sideload or perpendicularity deviation, a rigid guiding of a gas spring is not sufficient to achieve optimal performance at the above conditions.

Sideloads or deviations from perpendicularity cause a higher friction on the sealing elements of the gas spring, what increases the pressure and the temperature and r**educe its useful life**.

SOLUTION



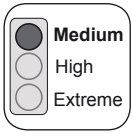











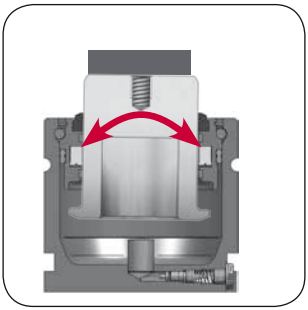

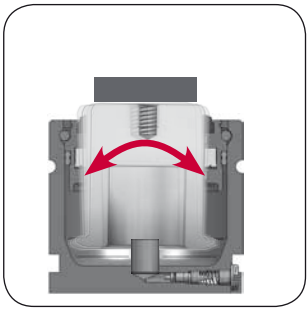

AZOLGAS designed a flex rod system **FR** that swings over the cartridge, suceeding to minimize the impact of sideloads or deviations from perpendicularity and **extending the useful life** of the gas springs.

The **FR sytem improves** the guiding of gas springs, and is particularly suitable for medium duty incidents (deviations from perpendicularity up to 1º).

FR solution is incorporated in most of AZOLGAS gas springs, **saves costs**, increases productivity, and let use in existing applications without modification of any dimension.

AZOL GAS

FR (FLEX ROD)

ADVANTAGES

- Fitted as **standard**.
- **Saves** costs.
- Increases **productivity**.
- Use in **existing applications**.
- **Extra** guiding. Medium incident.

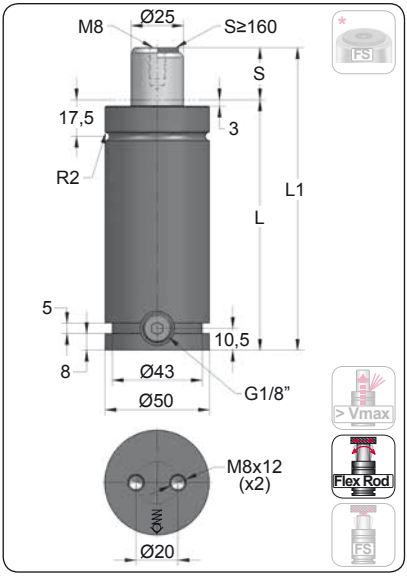

FLEX ROD

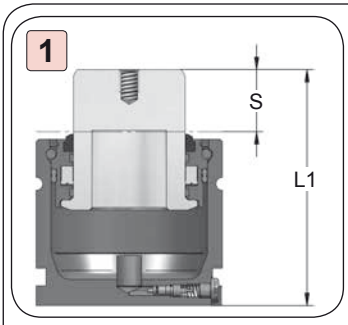

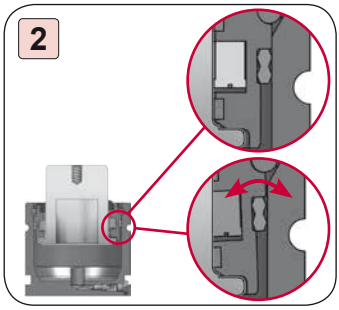

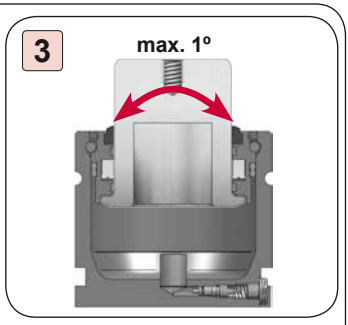

1. The FR system does not involve a variation of the dimensions of the gas spring.
2. FR (Flex Rod) design enables a flexible joint between the cartridge and the piston rod of the gas spring.
3. Allows deviation from perpendicularity up to 1º.

HOW TO ORDER

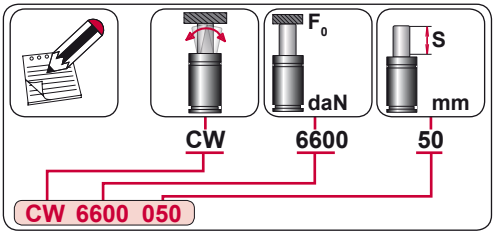

FS (FLEX SIDELOAD)

AZOL GAS

CHALLENGE















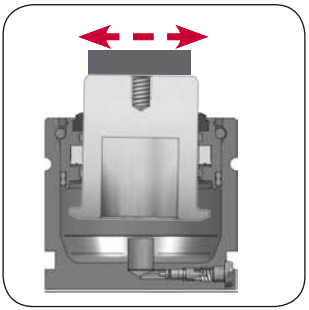

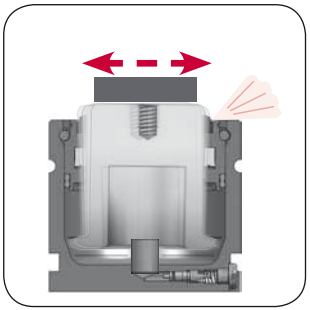

Certain application conditions involve the existence of **sideloads**.

Depending on the intensity of the sideload, a rigid guiding of a gas spring is not sufficient to achieve optimal performance at the above conditions.

Sideloads cause a higher friction on the sealing elements of the gas spring, what increases the pressure and the temperature and **reduce its useful life**.

SOLUTION















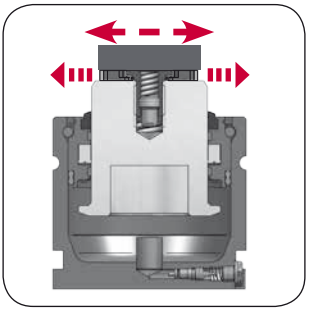

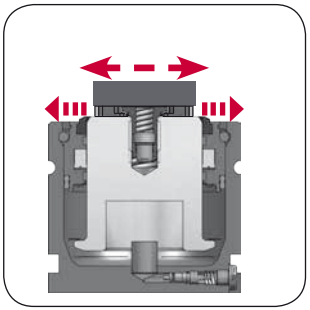

AZOLGAS designed a flex sideload system **FS** that acts on the piston rod, suceeding to minimize the impact of sideloads and **extending the useful life** of the gas springs.

The **FS** sytem **improves** the **guiding** of gas springs, and is particularly suitable for high duty incidents (sideloads up to 1 mm, 0.5 to any position).

FS solution **saves costs**, increases productivity, and let use in existing applications without modification of any dimension.

AZOL GAS

FS (FLEX SIDELOAD)

ADVANTAGES

- **Saves** costs.
- Increases **productivity**.
- Same standard **dimensions**.
- Use in **existing applications**.
- **Extra** guiding. High incident.

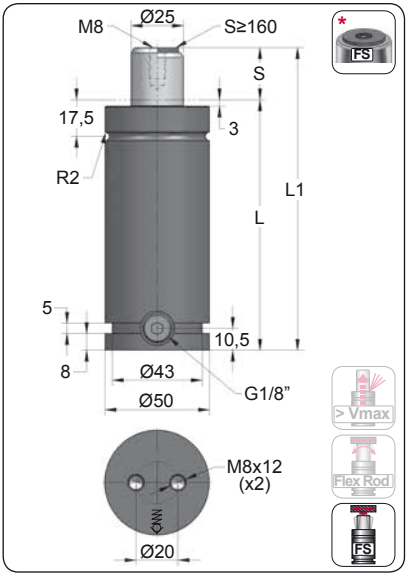

FLEX SIDELOAD

1 CW 6600

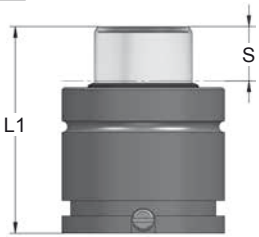

2 CW-FS 6600

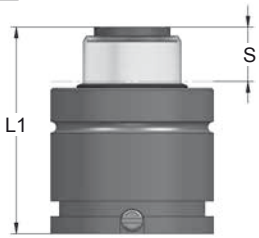

3

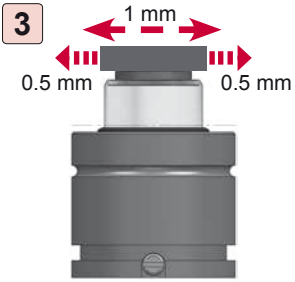

1. The FS system does not involve a variation of the dimensions of the gas spring.
2. Respects the same overall length L1 and the same nominal stroke S than a standard gas spring.
3. Allows lateral movement up to 1 mm, 0.5 mm in any direction from its centered position.

HOW TO ORDER

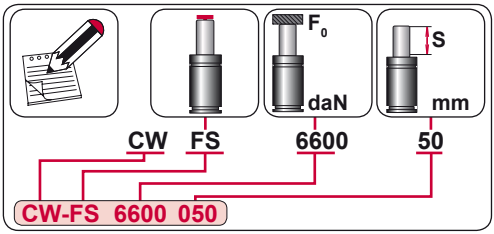

REPAIR KIT

AZOL GAS

SEAL KIT

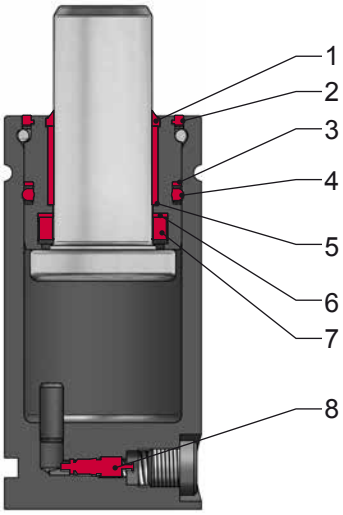



KIT XXXXXXX-S

Nº	Description	Quantity
1	Wiper	1
2	Dust cover	1
3	O.ring protector	1
4	O.ring	1
5	Self-lubricated guide	1
6	Gasket protector	1
7	Gasket	1
8	Filling valve	1
	Oil bottle	1
	Operating instructions	1

CARTRIDGE KIT

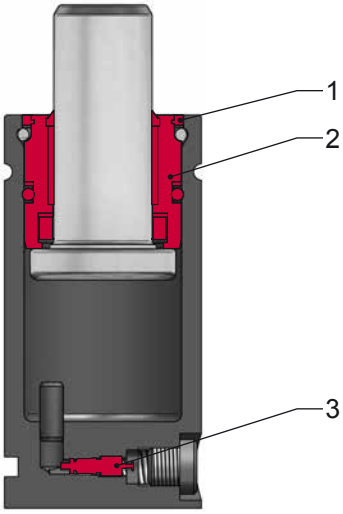



KIT XXXXXXX-C

Nº	Description	Quantity
1	Dust cover	1
2	Cartridge	1
3	Filling valve	1
	Oil bottle	1
	Operating instructions	1

AZOL GAS

REPAIR KIT

HOW TO ORDER KIT REPAIR (OLD VERSION)





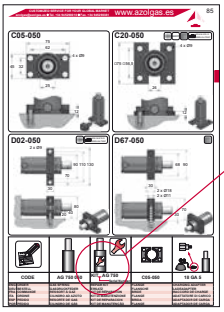

HOW TO ORDER

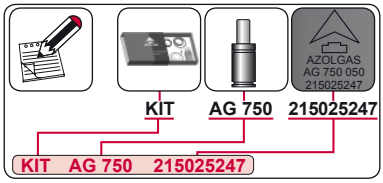

Should the gas spring be marked a serial number on the body (e.g. 215025247), the way to order the kit repair is as follows: KIT – gas spring model – serial number.

HOW TO ORDER KIT REPAIR (NEW VERSION)





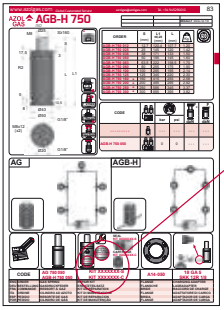



HOW TO ORDER

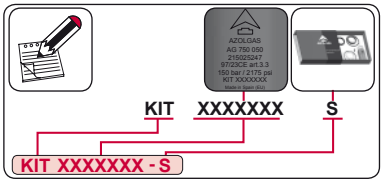

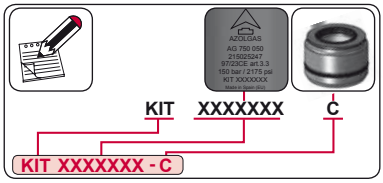

Should the gas spring be marked a serial number on the body (e.g. 215025247), but additionally it has engraved the word KIT with an associated kit repair number (e.g. KIT 1234567), the way to order the kit repair is as follows: KIT – serial number of the kit repair engraved – S (only seals) or KIT – serial number of the kit repair engraved – C (cartridge).

NOTES

AZOL GAS

AZOL GAS

AF_ MINI

MODEL	F_0	Ø	S	L1	Pmax	Charge Port		
AFB V2	50	Ø12	7 - 80	56 - 205	180	M6	✗	✗
AFH V1	90	Ø15	7 - 80	56 - 205	180	M6	✗	✗
AFJ V1	90	Ø19	7 - 125	56 - 295	180	M6	✗	✗
AFK V1	100	Ø20	10 - 80	74 - 214	160	M6	✗	✗
AFC	200	Ø25	7 - 125	56 - 295	180	M6	✗	✓
AFC-H 200	200	Ø25	7 - 125	56 - 295	180	M6	✓	✓
AFNA	200	Ø25	10 - 50	65 - 145	180	M6	✗	✓
AF V1	200	Ø25	12 - 100	78 - 254	180	M6	✗	✗
AFT V1	350	Ø32	7 - 125	56 - 295	180	M6	✗	✗

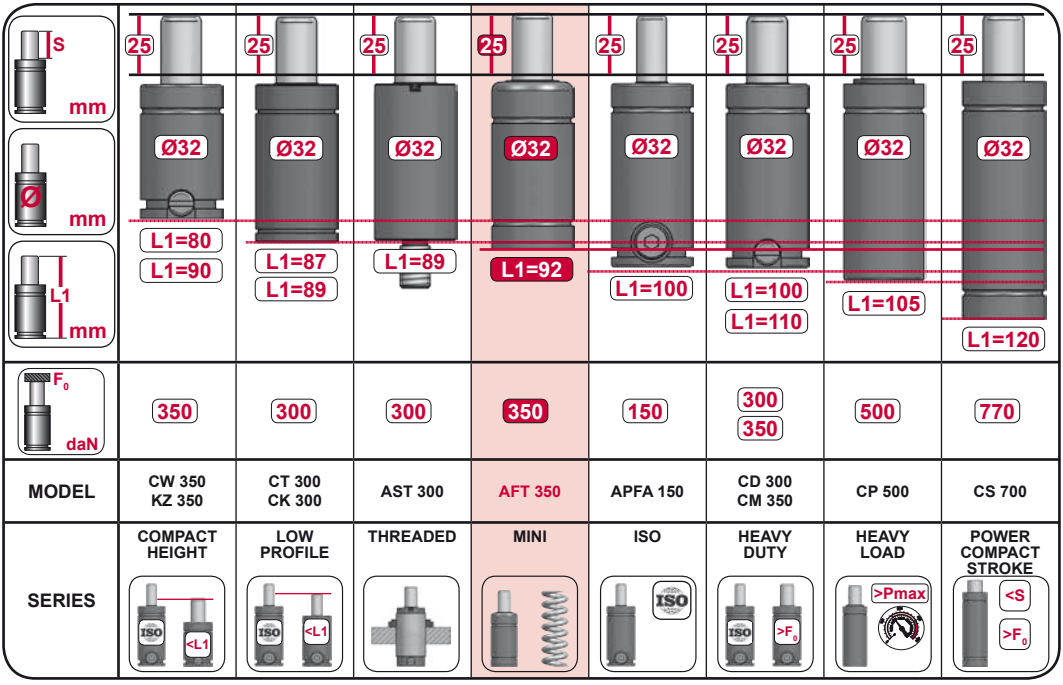

AFB V1

Mini

AZOL GAS

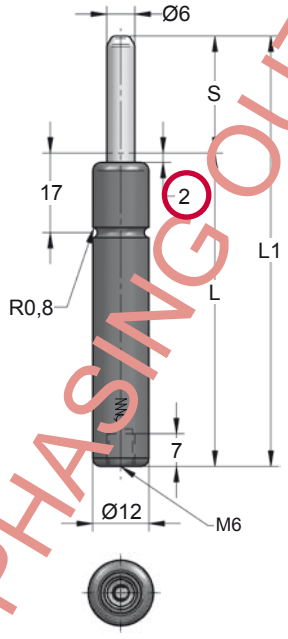

PHASING OUT

CODE	S (mm)	L1 ±0,25 (mm)	L (mm)	Kg.
AFB ___ 007 V1	7	56	49	0.03
AFB ___ 010 V1	10	62	52	0.03
AFB ___ 012 V1	12.7	67.4	54.7	0.03
AFB ___ 015 V1	15	72	57	0.04
AFB ___ 019 V1	19	80	61	0.04
AFB ___ 025 V1	25	92	67	0.04
AFB ___ 038 V1	38	118	80	0.05
AFB ___ 050 V1	50	142	92	0.06
AFB ___ 063 V1	63.5	172	108.5	0.06
AFB ___ 075 V1	75	195	120	0.07
AFB ___ 080 V1	80	205	125	0.07

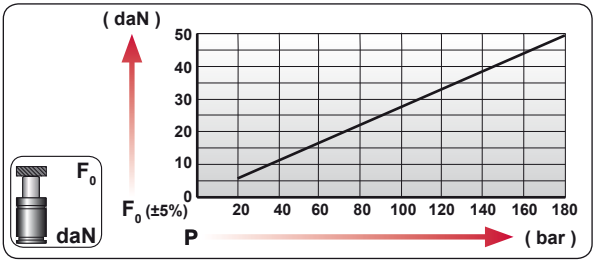

CODE	COLOR	bar	psi	F_0 daN	F_1 daN
AFB 13 050 V1	Green	45	650	13	20
AFB 25 050 V1	Blue	90	1305	25	40
AFB 38 050 V1	Red	135	1960	38	60
AFB 50 050 V1	Yellow	180	2610	50	80
AFB XX 050 V1	Black	20-180	290-2610	6 - 50	9 - 80

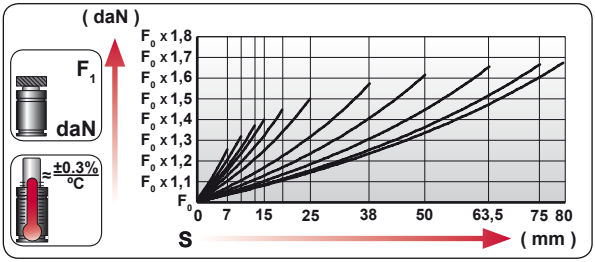

ENG	ORDER
DEU	BESTELLUNG
FRA	COMMANDE
ITA	ORDINE
ESP	PEDIDO
POR	PEDIDO



AFB 50 50

AFB 50 050 V1

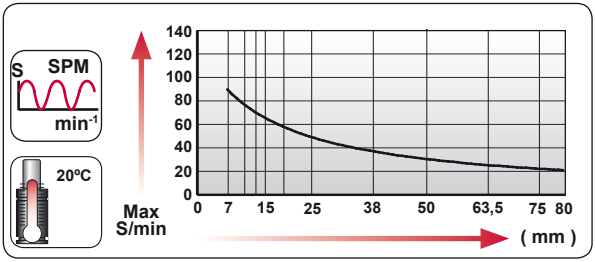



N_2	Smax < 90%	Vmax 1,6 m/s	bar psi 20 290	bar psi 180 2610	ºC ºF 0 32	ºC ºF 80 176

AZOL GAS

AFB V1 MOUNTS

Mini

A14-012

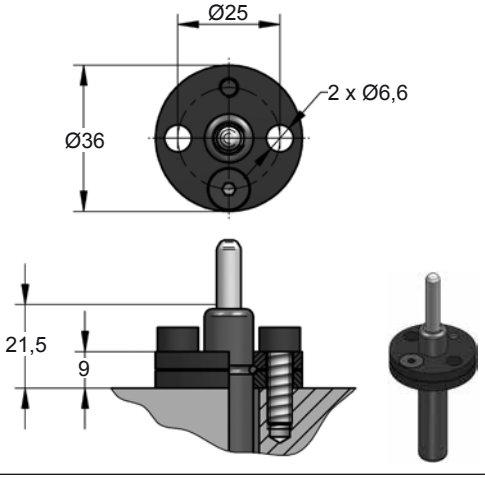

A59-012

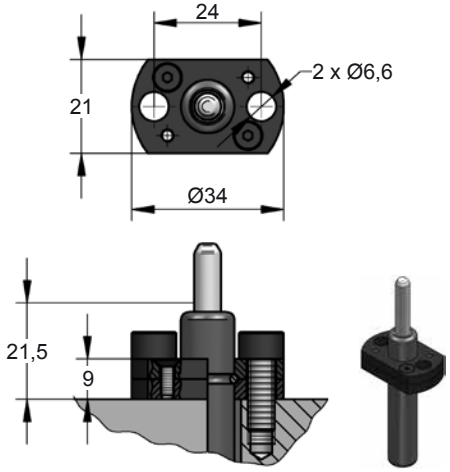







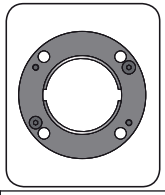

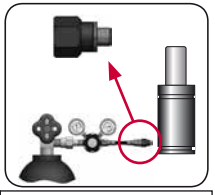

CODE		AFB 50 050 V1		A14-012	06 GA 11
ENG	ORDER	GAS SPRING	REPAIR KIT	FLANGE	CHARGING ADAPTER
DEU	BESTELLUNG	GASDRUCKFEDER	ERSATZTEILSATZ	FLANSCHE	LADEADAPTER
FRA	COMMANDE	RESSORT À GAZ	KIT DE RÉPARATION	BRIDE	RACCORD DE CHARGE
ITA	ORDINE	CILINDRO AD AZOTO	KIT DI MANUTENZIONE	FLANGE	ADATTATORE DI CARICO
ESP	PEDIDO	RESORTE DE GAS	KIT DE REPARACION	BRIDA	ADAPTADOR DE CARGA
POR	PEDIDO	CILINDRO DE GÁS	KIT DE MANUTENÇÃO	FLANGE	ADAPTADOR DE CARGA

AFB V2

Mini

AZOL GAS

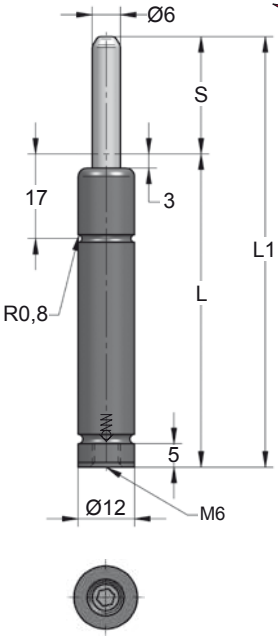

Newt

CODE	S (mm)	L1 ±0,25 (mm)	L (mm)	Kg.
AFB ___ 007 V2	7	56	49	0.03
AFB ___ 010 V2	10	62	52	0.03
AFB ___ 012 V2	12.7	67.4	54.7	0.03
AFB ___ 015 V2	15	72	57	0.04
AFB ___ 019 V2	19	80	61	0.04
AFB ___ 025 V2	25	92	67	0.04
AFB ___ 038 V2	38	118	80	0.05
AFB ___ 050 V2	50	142	92	0.06
AFB ___ 063 V2	63.5	172	108.5	0.06
AFB ___ 075 V2	75	195	120	0.07
AFB ___ 080 V2	80	205	125	0.07

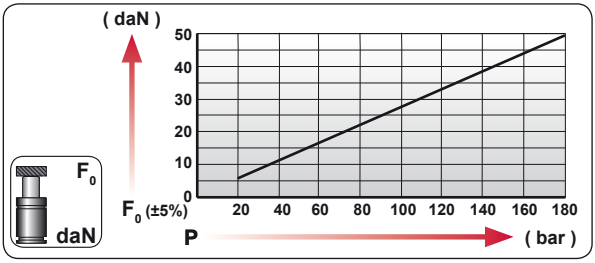

CODE	COLOR	bar	psi	F0 daN	F1 daN
AFB 13 050 V2	Green	45	650	13	20
AFB 25 050 V2	Blue	90	1305	25	40
AFB 38 050 V2	Red	135	1960	38	60
AFB 50 050 V2	Yellow	180	2610	50	80
AFB XX 050 V2	Black	20-180	290-2610	6 - 50	9 - 80

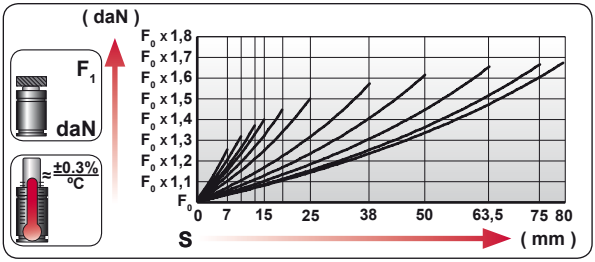

ENG	ORDER
DEU	BESTELLUNG
FRA	COMMANDE
ITA	ORDINE
ESP	PEDIDO
POR	PEDIDO

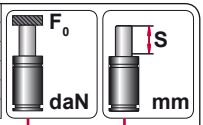

AFB 50 50

AFB 50 050 V2

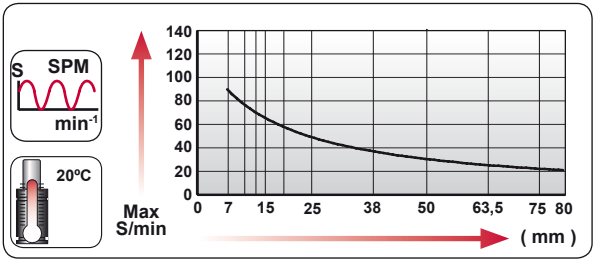



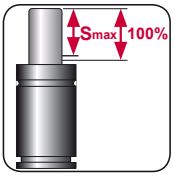

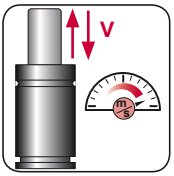



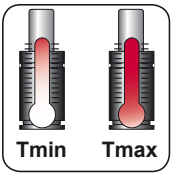



N_2	Smax < 90%	Vmax 1,6 m/s	bar psi 20 290	bar psi 180 2610	°C °F 0 32	°C °F 80 176	

AZOL GAS

AFB V2 MOUNTS

Mini

A14-012

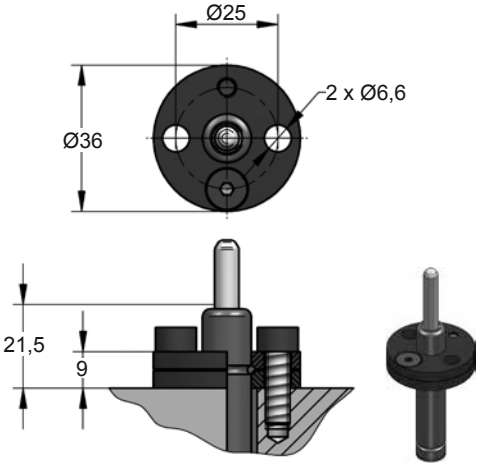

A59-012

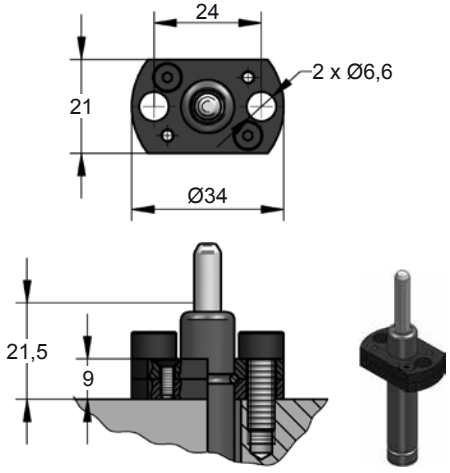







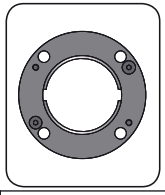

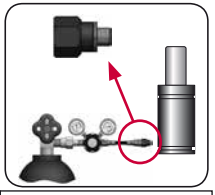

CODE		AFB 50 050 V2		A14-012	06 GA 11
ENG	ORDER	GAS SPRING	REPAIR KIT	FLANGE	CHARGING ADAPTER
DEU	BESTELLUNG	GASDRUCKFEDER	ERSATZTEILSATZ	FLANSCHE	LADEADAPTER
FRA	COMMANDE	RESSORT À GAZ	KIT DE RÉPARATION	BRIDE	RACCORD DE CHARGE
ITA	ORDINE	CILINDRO AD AZOTO	KIT DI MANUTENZIONE	FLANGE	ADATTATORE DI CARICO
ESP	PEDIDO	RESORTE DE GAS	KIT DE REPARACION	BRIDA	ADAPTADOR DE CARGA
POR	PEDIDO	CILINDRO DE GÁS	KIT DE MANUTENÇÃO	FLANGE	ADAPTADOR DE CARGA

AFH
Mini

AZOL GAS

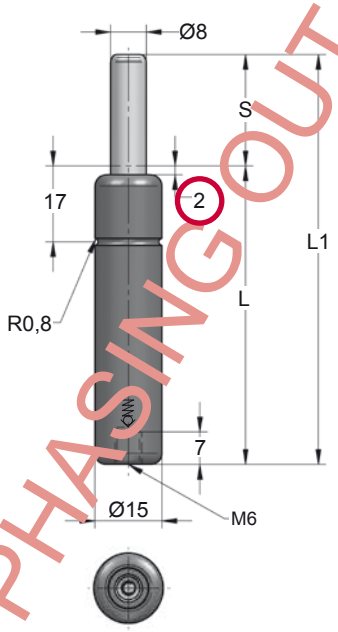

PHASING OUT

CODE	S (mm)	L1 ±0,25 (mm)	L (mm)	Kg.
AFH ___ 007	7	56	49	0.06
AFH ___ 010	10	62	52	0.06
AFH ___ 012	12.7	67.4	54.7	0.06
AFH ___ 015	15	72	57	0.06
AFH ___ 019	19	80	61	0.07
AFH ___ 025	25	92	67	0.07
AFH ___ 038	38	118	80	0.08
AFH ___ 050	50	142	92	0.09
AFH ___ 063	63.5	172	108.5	0.10
AFH ___ 075	75	195	120	0.11
AFH ___ 080	80	205	125	0.12

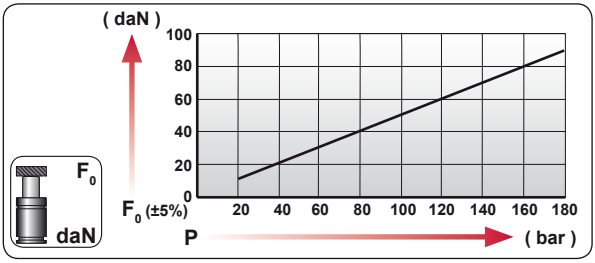

CODE	COLOR	bar	psi	F_0 daN	F_1 daN
AFH 18 050	Green	35	510	18	35
AFH 35 050	Blue	70	1015	35	70
AFH 50 050	Red	100	1450	50	100
AFH 70 050	Yellow	140	2030	70	140
AFH XX 050	Black	20-180	290-2610	10 - 90	20 - 180

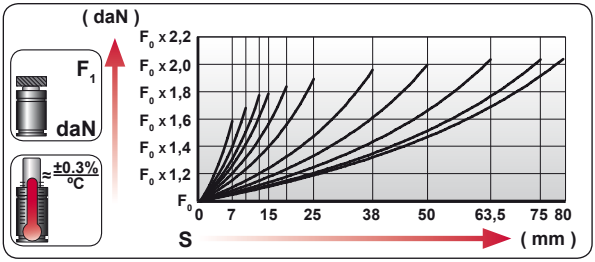

	ENG	ORDER
	DEU	BESTELLUNG
	FRA	COMMANDE
	ITA	ORDINE
	ESP	PEDIDO
	POR	PEDIDO

F_0 daN — S mm

AFH 90 50

AFH 90 050

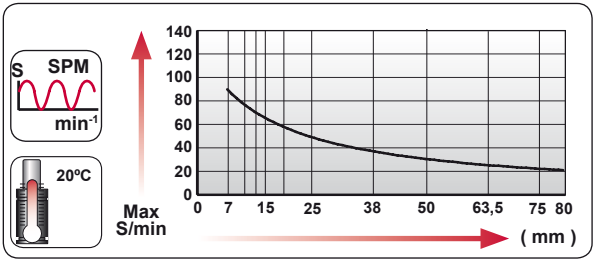



N_2	Smax < 90%	Vmax 1,6 m/s	bar psi 20 290	bar psi 180 2610	ºC ºF 0 32	ºC ºF 80 176

AZOL GAS

AFH MOUNTS

Mini

A14-015

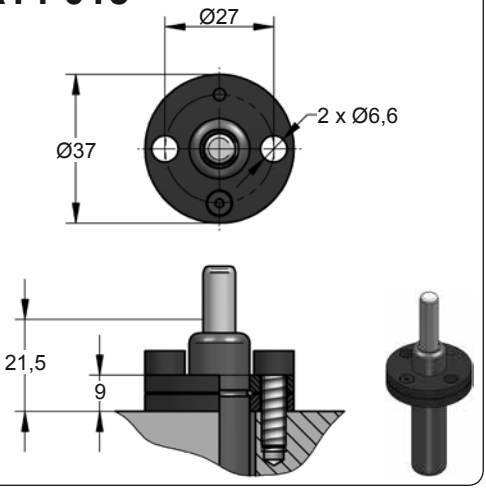

A49-015

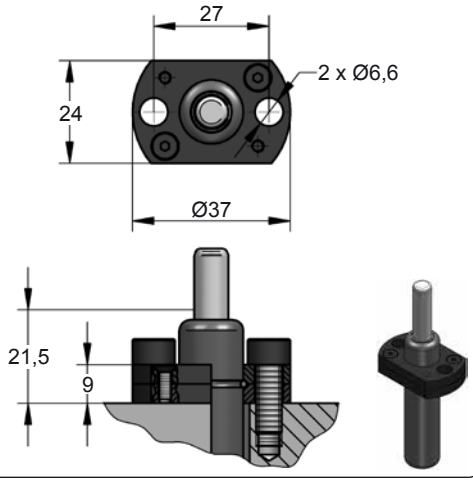







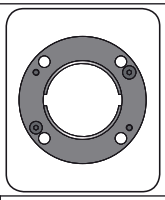

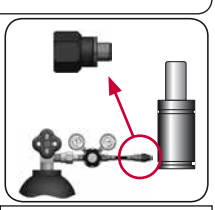

CODE		AFH 90 050		A14-015	06 GA 11
ENG	ORDER	GAS SPRING	REPAIR KIT	FLANGE	CHARGING ADAPTER
DEU	BESTELLUNG	GASDRUCKFEDER	ERSATZTEILSATZ	FLANSCHE	LADEADAPTER
FRA	COMMANDE	RESSORT À GAZ	KIT DE RÉPARATION	BRIDE	RACCORD DE CHARGE
ITA	ORDINE	CILINDRO AD AZOTO	KIT DI MANUTENZIONE	FLANGE	ADATTATORE DI CARICO
ESP	PEDIDO	RESORTE DE GAS	KIT DE REPARACION	BRIDA	ADAPTADOR DE CARGA
POR	PEDIDO	CILINDRO DE GÁS	KIT DE MANUTENÇÃO	FLANGE	ADAPTADOR DE CARGA

AFH V1

Mini

AZOL GAS

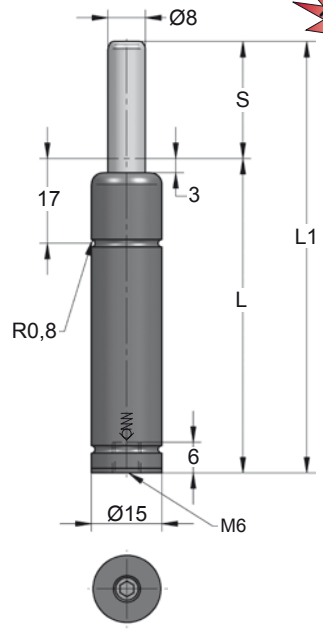

Newt

CODE	S (mm)	L1 ±0,25 (mm)	L (mm)	Kg.
AFH ___ 007 V1	7	56	49	0.06
AFH ___ 010 V1	10	62	52	0.06
AFH ___ 012 V1	12.7	67.4	54.7	0.06
AFH ___ 015 V1	15	72	57	0.06
AFH ___ 019 V1	19	80	61	0.07
AFH ___ 025 V1	25	92	67	0.07
AFH ___ 038 V1	38	118	80	0.08
AFH ___ 050 V1	50	142	92	0.09
AFH ___ 063 V1	63.5	172	108.5	0.10
AFH ___ 075 V1	75	195	120	0.11
AFH ___ 080 V1	80	205	125	0.12

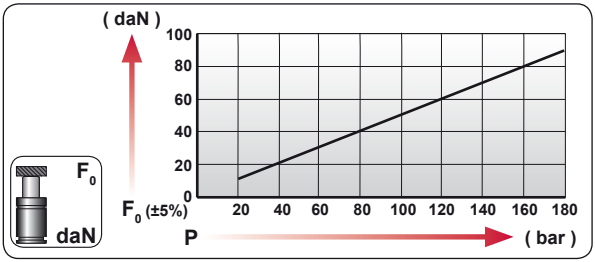

CODE	COLOR	bar	psi	F_0 daN	F_1 daN
AFH 18 050 V1	Green	35	510	18	35
AFH 35 050 V1	Blue	70	1015	35	70
AFH 50 050 V1	Red	100	1450	50	100
AFH 70 050 V1	Yellow	140	2030	70	140
AFH XX 050 V1	Black	20-180	290-2610	10 - 90	20 - 180

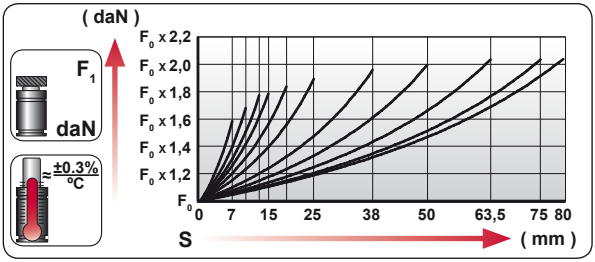

ENG	ORDER
DEU	BESTELLUNG
FRA	COMMANDE
ITA	ORDINE
ESP	PEDIDO
POR	PEDIDO



AFH 90 50

AFH 90 050 V1

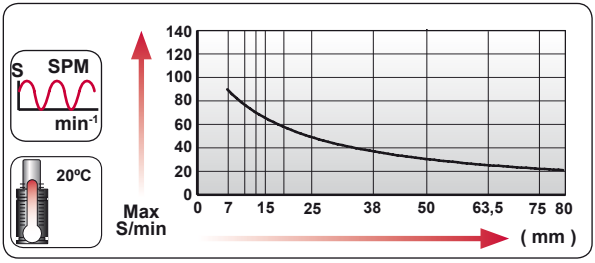



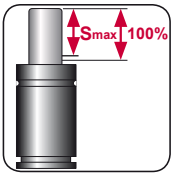

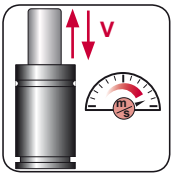



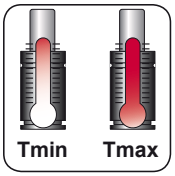



N_2	Smax < 90%	Vmax 1,6 m/s	bar psi 20 290	bar psi 180 2610	ºC ºF 0 32	ºC ºF 80 176	

AZOL GAS

AFH V1 MOUNTS

Mini

A14-015

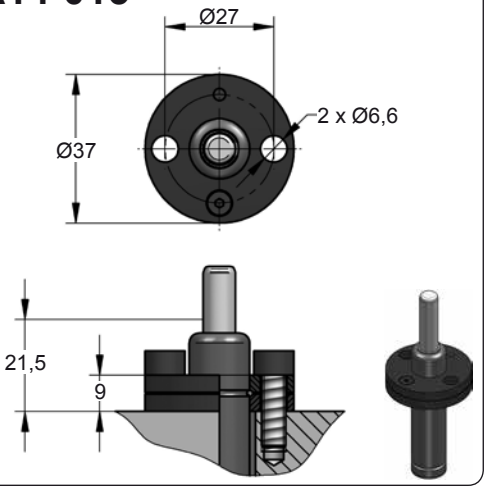

A49-015

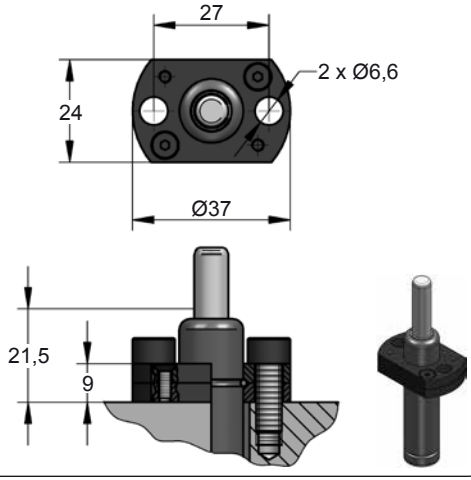







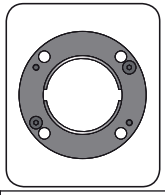

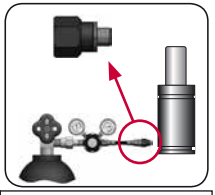

CODE		AFH 90 050 V1		A14-015	06 GA 11
ENG	ORDER	GAS SPRING	REPAIR KIT	FLANGE	CHARGING ADAPTER
DEU	BESTELLUNG	GASDRUCKFEDER	ERSATZTEILSATZ	FLANSCHE	LADEADAPTER
FRA	COMMANDE	RESSORT À GAZ	KIT DE RÉPARATION	BRIDE	RACCORD DE CHARGE
ITA	ORDINE	CILINDRO AD AZOTO	KIT DI MANUTENZIONE	FLANGE	ADATTATORE DI CARICO
ESP	PEDIDO	RESORTE DE GAS	KIT DE REPARACION	BRIDA	ADAPTADOR DE CARGA
POR	PEDIDO	CILINDRO DE GÁS	KIT DE MANUTENÇÃO	FLANGE	ADAPTADOR DE CARGA

AFJ V1

Mini

BMW B2 4006		**FORD** W-DX35-8036	
MB B8 3180 220 000 002			

AZOL GAS

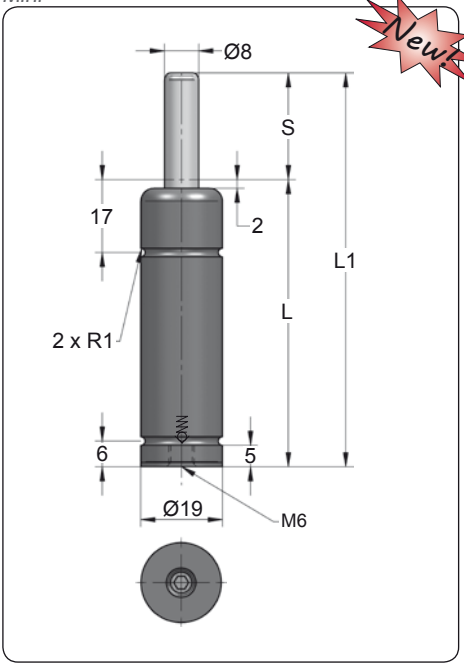

Newt

CODE	S (mm)	L1 ±0,25 (mm)	L (mm)	Kg.
AFJ ___ 007 V1	7	56	49	0.07
AFJ ___ 010 V1	10	62	52	0.07
AFJ ___ 012 V1	12.7	67.4	54.7	0.08
AFJ ___ 015 V1	15	72	57	0.08
AFJ ___ 025 V1	25	92	67	0.10
AFJ ___ 038 V1	38	118	80	0.11
AFJ ___ 050 V1	50	142	92	0.12
AFJ ___ 063 V1	63.5	172	109	0.14
AFJ ___ 080 V1	80	205	125	0.16
AFJ ___ 100 V1	100	245	145	0.18
AFJ ___ 125 V1	125	295	170	0.21

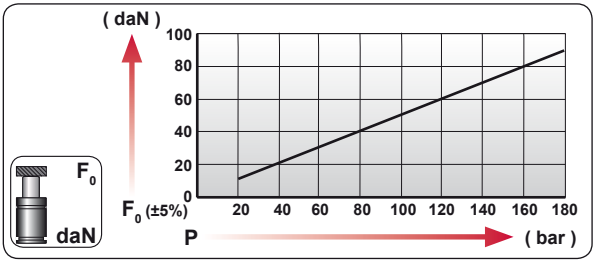

CODE	COLOR	bar	psi	F_0 daN	F_1 daN
AFJ 30 050 V1	Green	60	870	30	40
AFJ 50 050 V1	Blue	100	1450	50	70
AFJ 70 050 V1	Red	140	2030	70	95
AFJ 90 050 V1	Yellow	180	2610	90	120
AFJ XX 050 V1	Black	20-180	290-2610	10 - 90	13 - 120

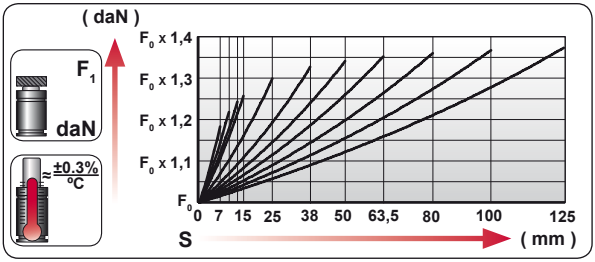

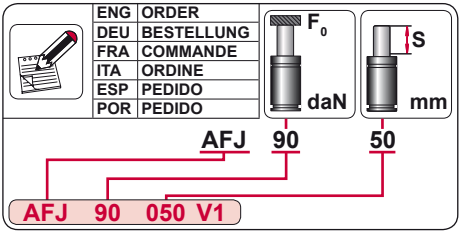

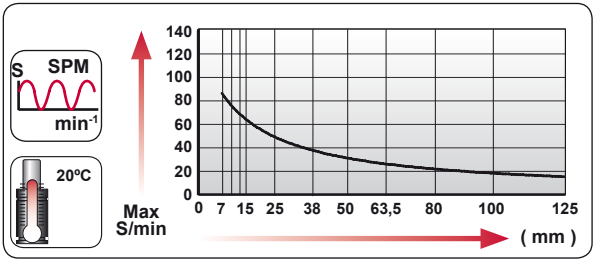



N_2	Smax < 90%	Vmax 1,6 m/s	bar psi 20 290	bar psi 180 2610	ºC ºF 0 32	ºC ºF 80 176	

AZOL GAS

AFJ V1 MOUNTS

Mini

A14-019

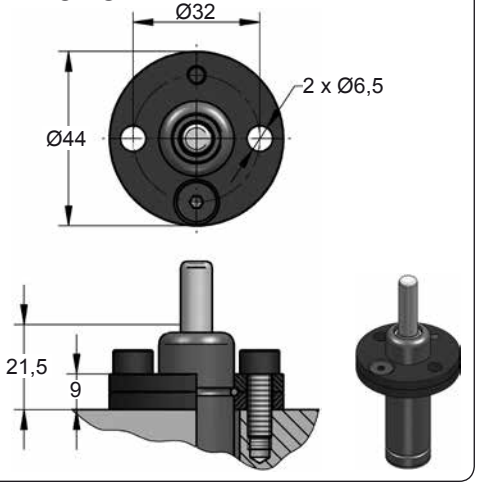

A44-019

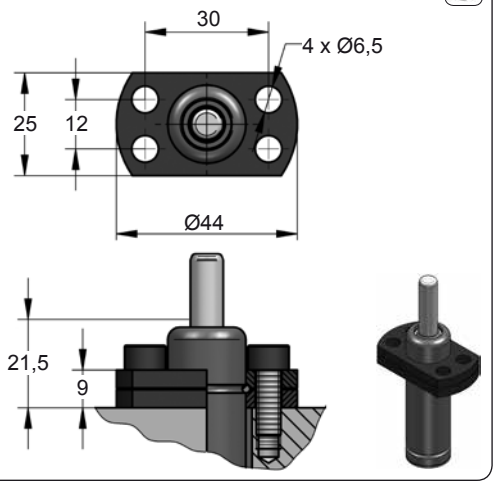

A49-019

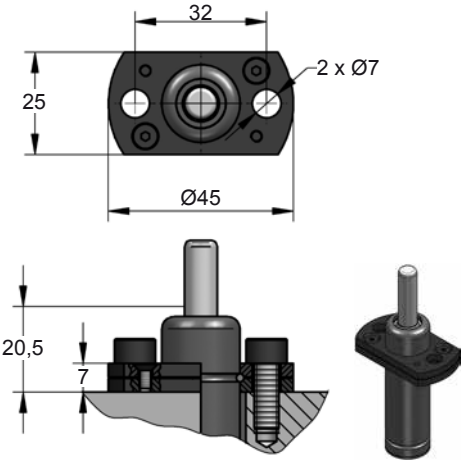







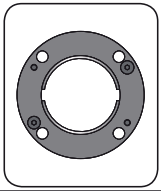

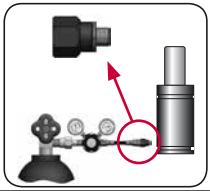

CODE		AFJ 90 050 V1		A14-019	06 GA 11
ENG	ORDER	GAS SPRING	REPAIR KIT	FLANGE	CHARGING ADAPTER
DEU	BESTELLUNG	GASDRUCKFEDER	ERSATZTEILSATZ	FLANSCHE	LADEADAPTER
FRA	COMMANDE	RESSORT À GAZ	KIT DE RÉPARATION	BRIDE	RACCORD DE CHARGE
ITA	ORDINE	CILINDRO AD AZOTO	KIT DI MANUTENZIONE	FLANGE	ADATTATORE DI CARICO
ESP	PEDIDO	RESORTE DE GAS	KIT DE REPARACION	BRIDA	ADAPTADOR DE CARGA
POR	PEDIDO	CILINDRO DE GÁS	KIT DE MANUTENÇÃO	FLANGE	ADAPTADOR DE CARGA

AFK V1

Mini

AZOL GAS

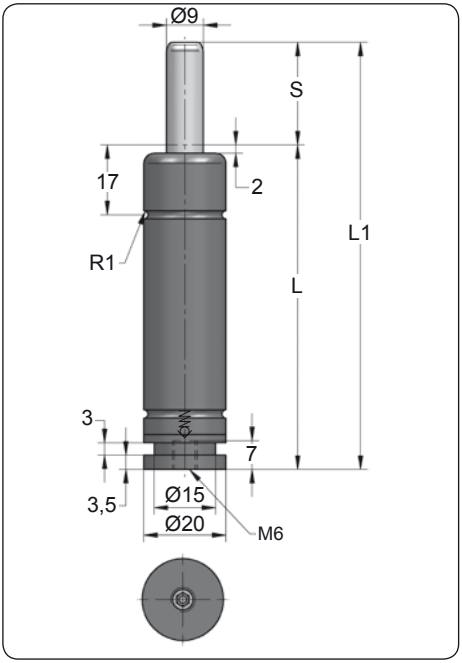

CODE	S (mm)	L1 ±0,25 (mm)	L (mm)	Kg.
AFK ___ 010 V1	10	74	64	0.09
AFK ___ 012 V1	12.7	79.4	66.7	0.10
AFK ___ 016 V1	16	86	70	0.13
AFK ___ 025 V1	25	104	79	0.15
AFK ___ 038 V1	38	130	92	0.16
AFK ___ 050 V1	50	154	104	0.18
AFK ___ 063 V1	63	180	117	0.19
AFK ___ 080 V1	80	214	134	0.23

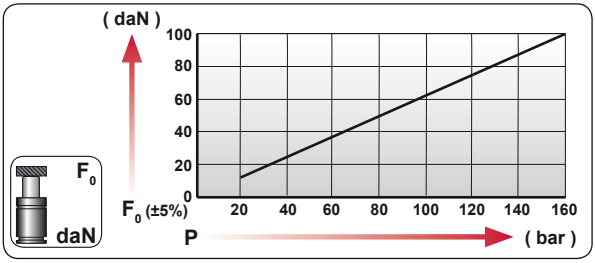

CODE	COLOR	bar	psi	F0 daN	F1 daN
AFK 25 050 V1	Green	40	580	25	35
AFK 50 050 V1	Blue	80	1160	50	70
AFK 75 050 V1	Red	120	1740	75	105
AFK 100 050 V1	Yellow	160	2320	100	140
AFK XXX 050 V1	Black	20-160	290-2320	13 - 100	18 - 140

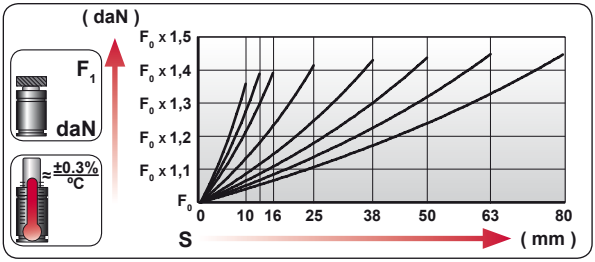

ENG	ORDER
DEU	BESTELLUNG
FRA	COMMANDE
ITA	ORDINE
ESP	PEDIDO
POR	PEDIDO

F0 daN — S mm

AFK 100 50

AFK 100 050 V1

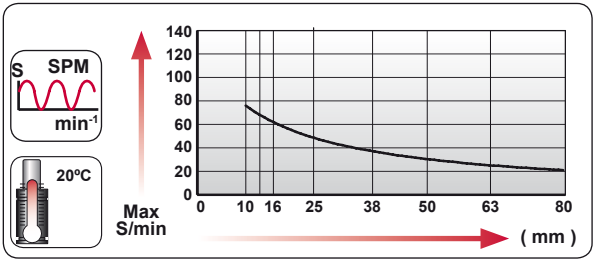



N_2	Smax < 90%	Vmax 1,6 m/s	bar psi 20 290	bar psi 160 2320	ºC ºF 0 32	ºC ºF 80 176	

AZOL GAS

AFK V1 MOUNTS

Mini

A14-020

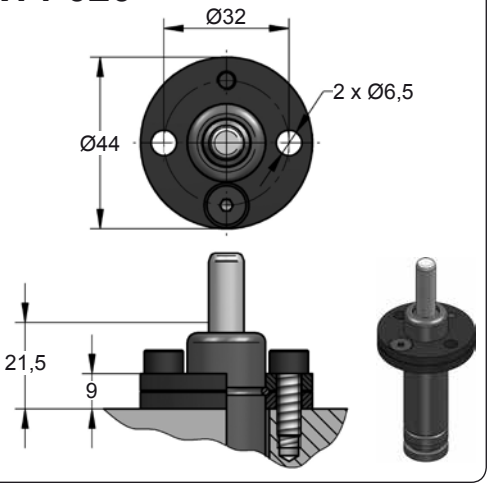

C15-020

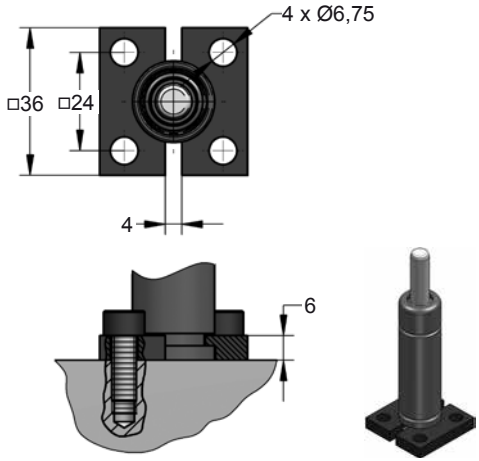







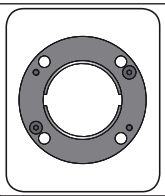

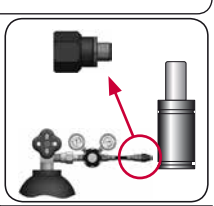

CODE		AFK 100 050 V1		A14-020	06 GA 11
ENG	ORDER	GAS SPRING	REPAIR KIT	FLANGE	CHARGING ADAPTER
DEU	BESTELLUNG	GASDRUCKFEDER	ERSATZTEILSATZ	FLANSCHE	LADEADAPTER
FRA	COMMANDE	RESSORT À GAZ	KIT DE RÉPARATION	BRIDE	RACCORD DE CHARGE
ITA	ORDINE	CILINDRO AD AZOTO	KIT DI MANUTENZIONE	FLANGE	ADATTATORE DI CARICO
ESP	PEDIDO	RESORTE DE GAS	KIT DE REPARACION	BRIDA	ADAPTADOR DE CARGA
POR	PEDIDO	CILINDRO DE GÁS	KIT DE MANUTENÇÃO	FLANGE	ADAPTADOR DE CARGA

AFD V1

Mini

AZOL GAS

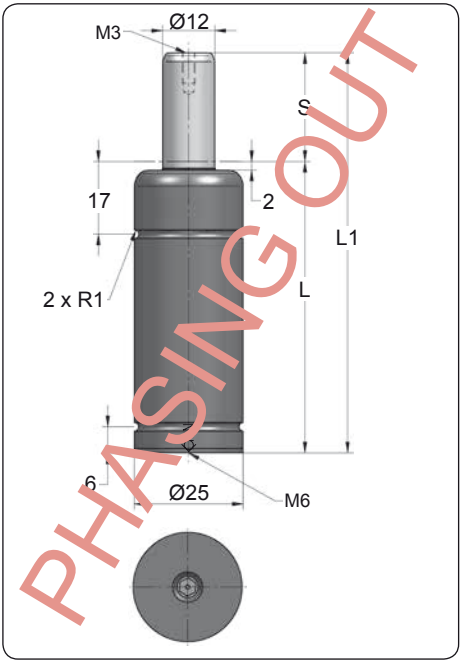

CODE	S (mm)	L1 ±0,25 (mm)	L (mm)	Kg.
AFD ___ 007 V1	7	56	49	0.14
AFD ___ 010 V1	10	62	52	0.14
AFD ___ 012 V1	12.7	67.4	54.7	0.15
AFD ___ 015 V1	15	72	57	0.16
AFD ___ 025 V1	25	92	67	0.18
AFD ___ 038 V1	38	118	80	0.21
AFD ___ 050 V1	50	142	92	0.24
AFD ___ 063 V1	63.5	172	108.5	0.28
AFD ___ 080 V1	80	205	125	0.32
AFD ___ 100 V1	100	245	145	0.36
AFD ___ 125 V1	125	295	170	0.39

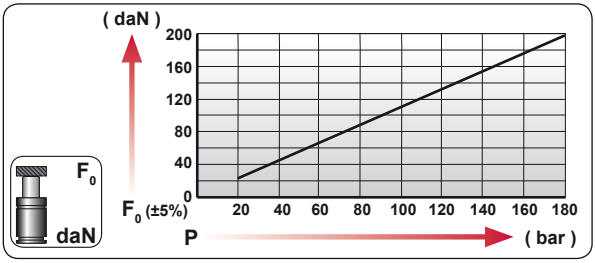

CODE	COLOR	bar	psi	F_0 daN	F_1 daN
AFD 50 050 V1	Green	45	650	50	70
AFD 100 050 V1	Blue	90	1305	100	140
AFD 150 050 V1	Red	135	1960	150	210
AFD 200 050 V1	Yellow	180	2610	200	280
AFD XXX 050 V1	Black	20-180	290-2610	23 - 200	32 - 280

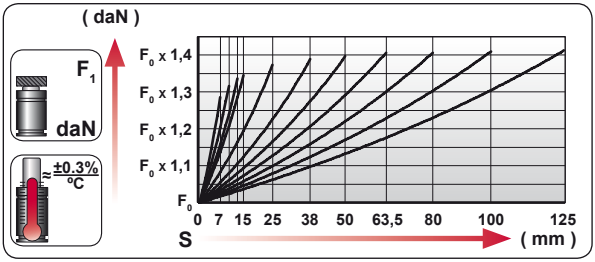

ENG	ORDER
DEU	BESTELLUNG
FRA	COMMANDE
ITA	ORDINE
ESP	PEDIDO
POR	PEDIDO

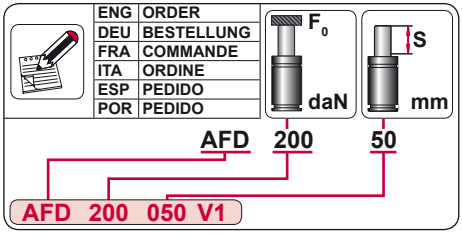

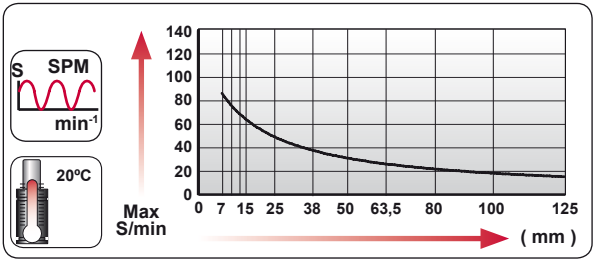

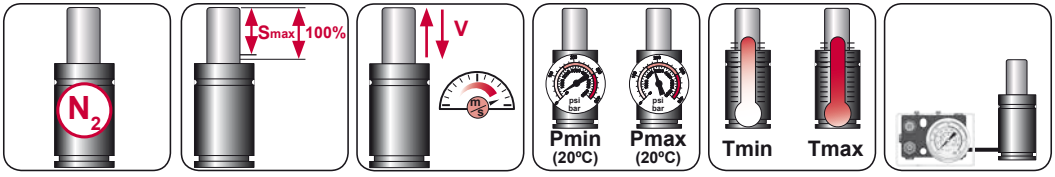

N_2	Smax < 90%	Vmax 1,6 m/s	bar psi 20 290	bar psi 180 2610	°C °F 0 32	°C °F 80 176

AZOL GAS

AFD V1 MOUNTS

Mini

A14-025

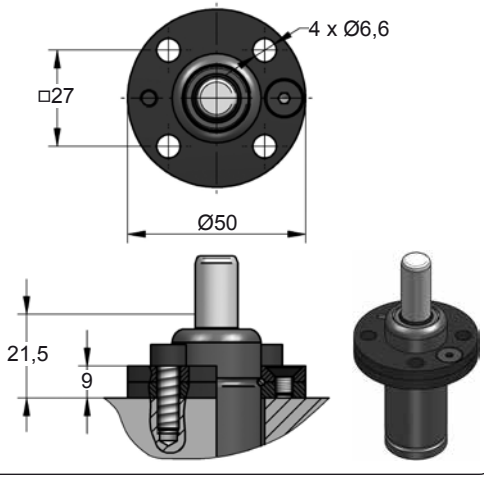

A44-025

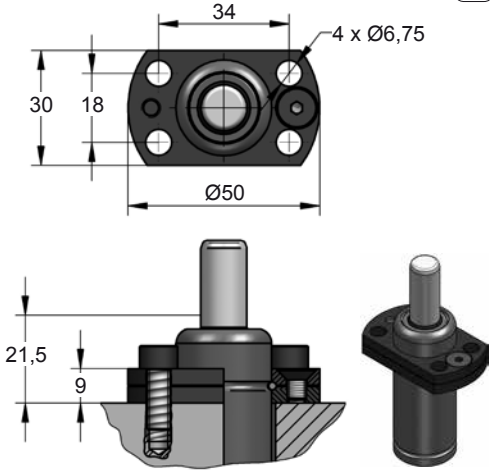

A49-025

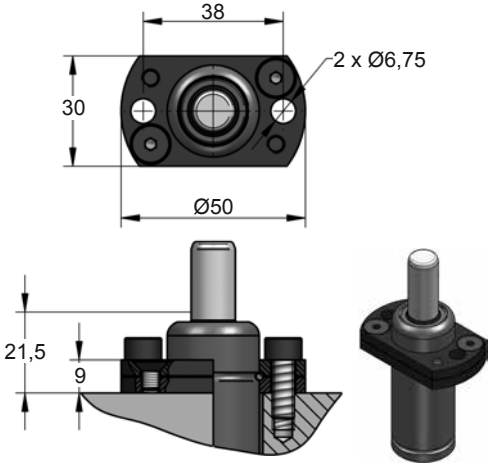

D02-025

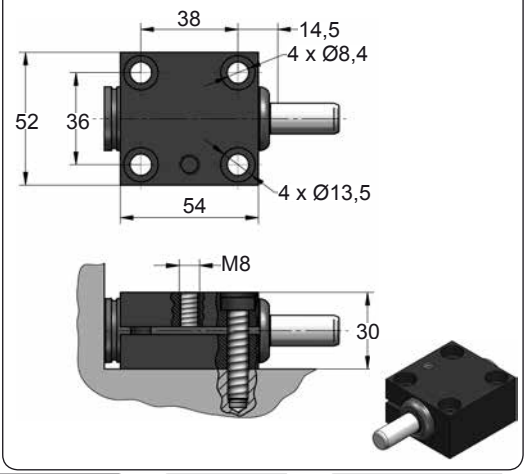







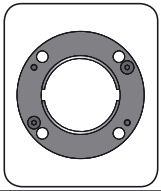

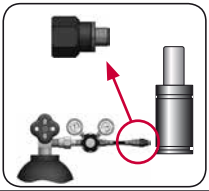

CODE		AFD 200 050 V1		A14-025	06 GA 11
ENG	ORDER	GAS SPRING	REPAIR KIT	FLANGE	CHARGING ADAPTER
DEU	BESTELLUNG	GASDRUCKFEDER	ERSATZTEILSATZ	FLANSCHE	LADEADAPTER
FRA	COMMANDE	RESSORT À GAZ	KIT DE RÉPARATION	BRIDE	RACCORD DE CHARGE
ITA	ORDINE	CILINDRO AD AZOTO	KIT DI MANUTENZIONE	FLANGE	ADATTATORE DI CARICO
ESP	PEDIDO	RESORTE DE GAS	KIT DE REPARACION	BRIDA	ADAPTADOR DE CARGA
POR	PEDIDO	CILINDRO DE GÁS	KIT DE MANUTENÇÃO	FLANGE	ADAPTADOR DE CARGA

AFC
Mini

BMW	B2 4006	**PSA**	E24.54.815.G
MB	B8 3180 220 000 002		
VW	39D 878		

AZOL GAS

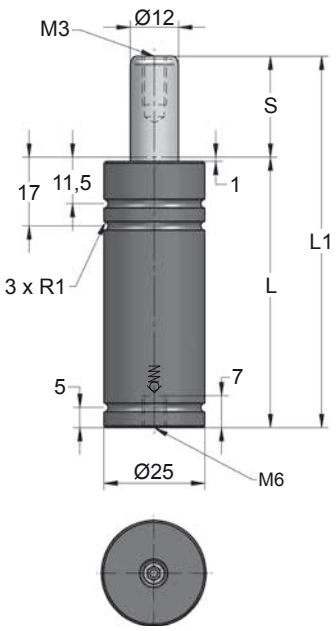

ORDER	S (mm)	L1 ±0,25 (mm)	L (mm)	Kg.
AFC ___ 007	7	56	49	0.14
AFC ___ 010	10	62	52	0.15
AFC ___ 012	12.7	67.4	54.7	0.16
AFC ___ 015	15	72	57	0.17
AFC ___ 016	16	74	58	0.17
AFC ___ 020	20	82	62	0.18
AFC ___ 025	25	92	67	0.18
AFC ___ 030	30	102	72	0.21
AFC ___ 038	38	118	80	0.21
AFC ___ 050	50	142	92	0.24
AFC ___ 063	63.5	172	108.5	0.27
AFC ___ 080	80	205	125	0.31
AFC ___ 100	100	245	145	0.35
AFC ___ 125	125	295	170	0.41

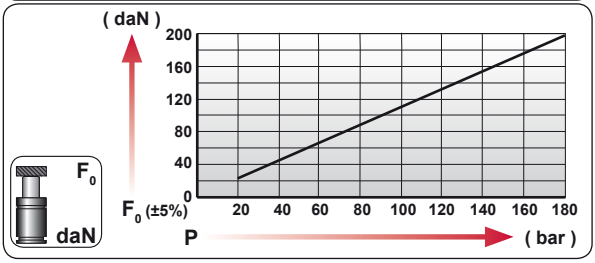

CODE	COLOR	bar	psi	F_0 daN	F_1 daN
AFC 50 050	Green	45	650	50	75
AFC 100 050	Blue	90	1305	100	155
AFC 150 050	Red	135	1960	150	230
AFC 200 050	Yellow	180	2610	200	305
AFC XXX 050	Black	20-180	290-2610	23 - 200	35 - 305

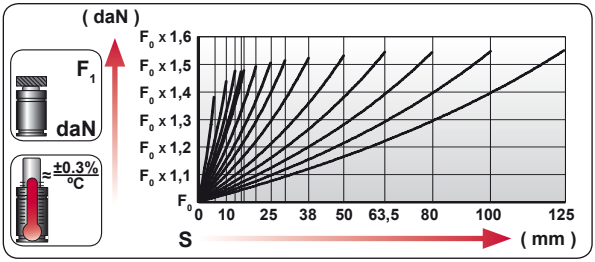

ENG	ORDER
DEU	BESTELLUNG
FRA	COMMANDE
ITA	ORDINE
ESP	PEDIDO
POR	PEDIDO

F_0 daN — S mm

AFC 200 50

AFC 200 050

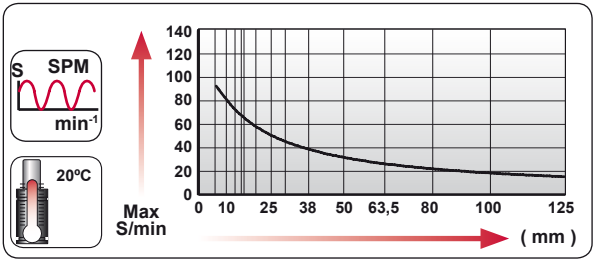



N_2	Smax < 90%	Vmax 1,6 m/s	bar psi 20 290	bar psi 180 2610	ºC ºF 0 32	ºC ºF 80 176	

AZOL GAS

AFC MOUNTS

Mini

A14-025

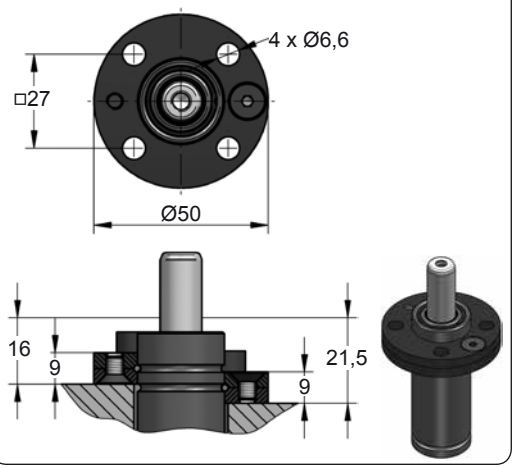

A44-025

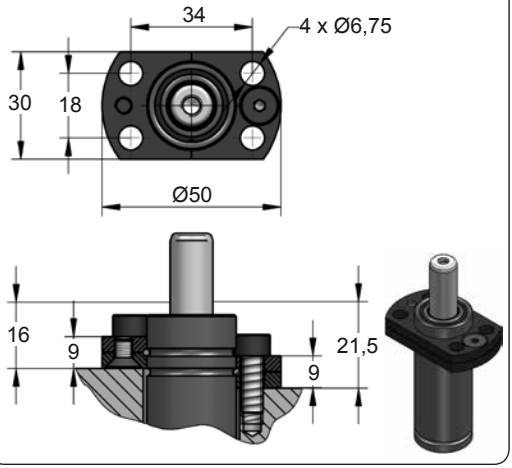

A49-025

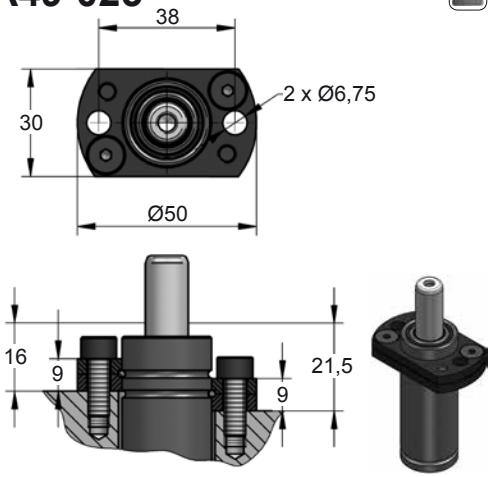

D02-025

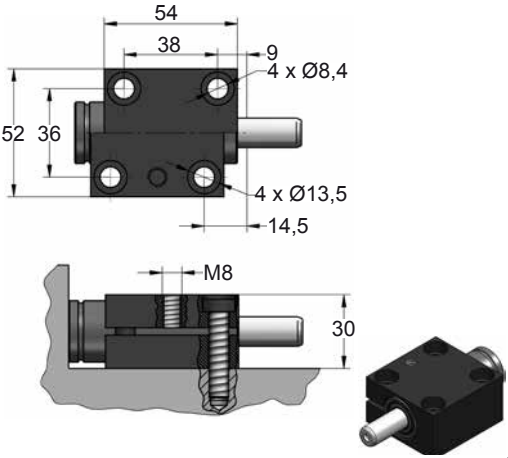







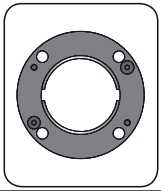

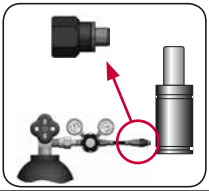

CODE		AFC 200 050	KIT XXXXXXX-S KIT XXXXXXX-C	A14-025	06 GA 11
ENG	ORDER	GAS SPRING	REPAIR KIT	FLANGE	CHARGING ADAPTER
DEU	BESTELLUNG	GASDRUCKFEDER	ERSATZTEILSATZ	FLANSCHE	LADEADAPTER
FRA	COMMANDE	RESSORT À GAZ	KIT DE RÉPARATION	BRIDE	RACCORD DE CHARGE
ITA	ORDINE	CILINDRO AD AZOTO	KIT DI MANUTENZIONE	FLANGE	ADATTATORE DI CARICO
ESP	PEDIDO	RESORTE DE GAS	KIT DE REPARACION	BRIDA	ADAPTADOR DE CARGA
POR	PEDIDO	CILINDRO DE GÁS	KIT DE MANUTENÇÃO	FLANGE	ADAPTADOR DE CARGA

AFC-H 200

Mini

AZOL GAS

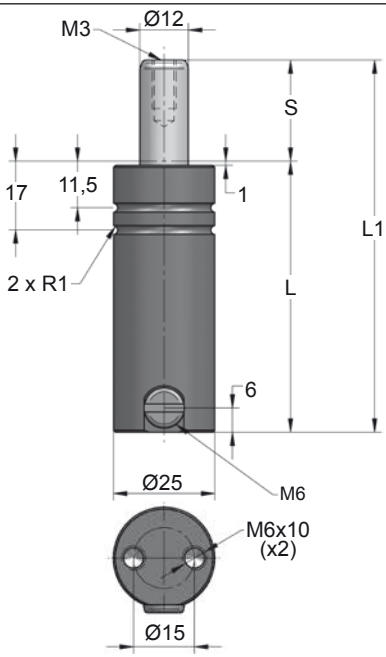

ORDER	S (mm)	L1 ±0,25 (mm)	L (mm)	Kg.
AFC-H 200 007	7	56	49	0.15
AFC-H 200 010	10	62	52	0.16
AFC-H 200 012	12.7	67.4	54.7	0.16
AFC-H 200 015	15	72	57	0.17
AFC-H 200 016	16	74	58	0.17
AFC-H 200 020	20	82	62	0.18
AFC-H 200 025	25	92	67	0.19
AFC-H 200 030	30	102	72	0.20
AFC-H 200 038	38	118	80	0.22
AFC-H 200 050	50	142	92	0.25
AFC-H 200 063	63.5	172	108.5	0.28
AFC-H 200 080	80	205	125	0.32
AFC-H 200 100	100	245	145	0.36
AFC-H 200 125	125	295	170	0.42

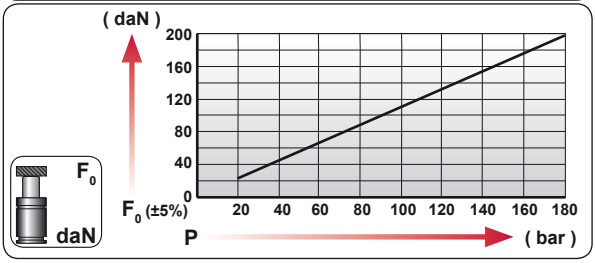

CODE	bar	psi	F0 daN	F1 daN
---------	---	---	---	---
AFC-H 200 050	0	0	---	---

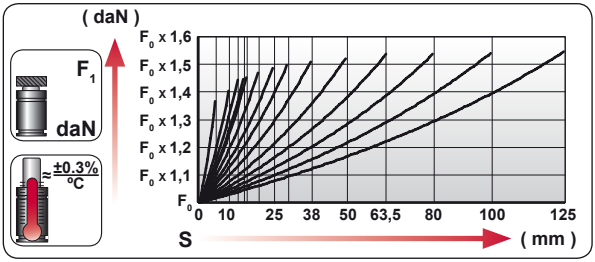

ENG	ORDER
DEU	BESTELLUNG
FRA	COMMANDE
ITA	ORDINE
ESP	PEDIDO
POR	PEDIDO



AFC-H 200 50

AFC-H 200 050

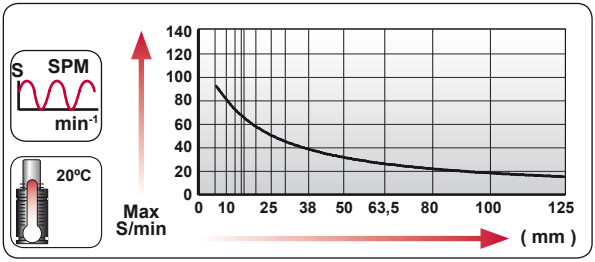



N_2	Smax < 90%	Vmax 1,6 m/s	bar psi 20 290	bar psi 180 2610	ºC ºF 0 32	ºC ºF 80 176	600 CP-

AZOL GAS

AFC-H 200 MOUNTS

Mini

A14-025

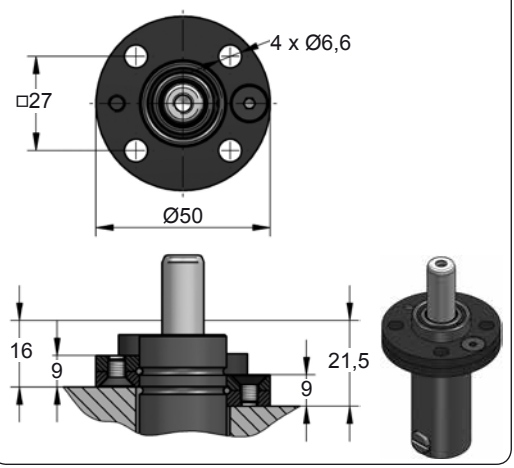

A44-025

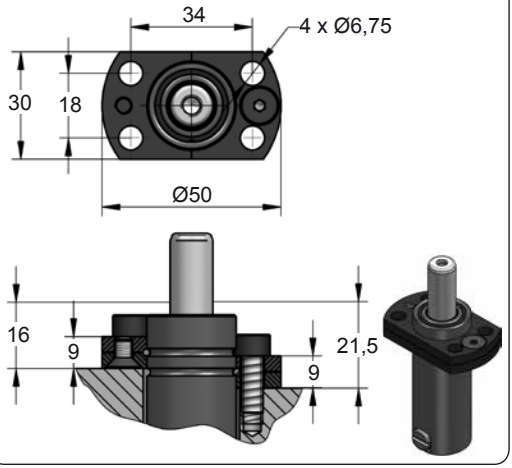

A49-025

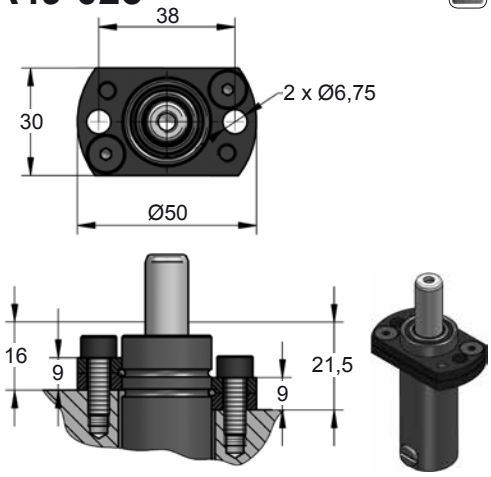







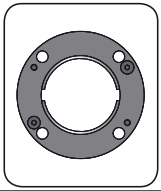

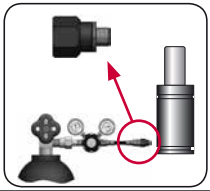

CODE		AFC-H 200 050		A14-025	
ENG	ORDER	GAS SPRING	REPAIR KIT	FLANGE	CHARGING ADAPTER
DEU	BESTELLUNG	GASDRUCKFEDER	ERSATZTEILSATZ	FLANSCHE	LADEADAPTER
FRA	COMMANDE	RESSORT À GAZ	KIT DE RÉPARATION	BRIDE	RACCORD DE CHARGE
ITA	ORDINE	CILINDRO AD AZOTO	KIT DI MANUTENZIONE	FLANGE	ADATTATORE DI CARICO
ESP	PEDIDO	RESORTE DE GAS	KIT DE REPARACION	BRIDA	ADAPTADOR DE CARGA
POR	PEDIDO	CILINDRO DE GÁS	KIT DE MANUTENÇÃO	FLANGE	ADAPTADOR DE CARGA

AFNA

Mini

AZOL GAS

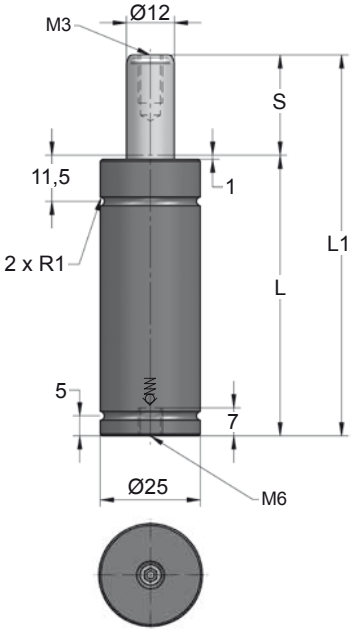

CODE	S (mm)	L1 ±0,25 (mm)	L (mm)	Kg.
AFNA ___ 010	10	65	55	0.15
AFNA ___ 012	12.7	70.4	57.7	0.16
AFNA ___ 016	16	77	61	0.17
AFNA ___ 025	25	95	70	0.18
AFNA ___ 038	38	121	83	0.21
AFNA ___ 050	50	145	95	0.24

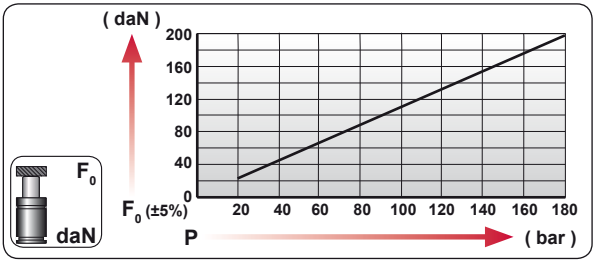

CODE	COLOR	bar	psi	F_0 daN	F_1 daN
AFNA 50 050	Green	45	650	50	75
AFNA 100 050	Blue	90	1305	100	155
AFNA 150 050	Red	135	1960	150	230
AFNA 200 050	Yellow	180	2610	200	305
AFNA XXX 050	Black	20-180	290-2610	23 - 200	35 - 305

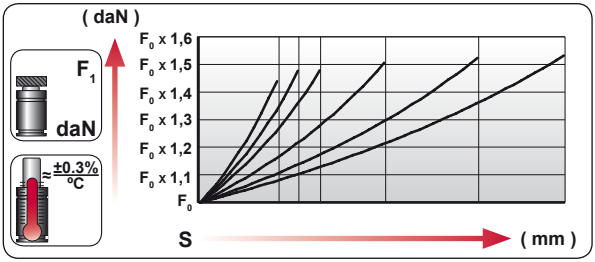

ENG	ORDER
DEU	BESTELLUNG
FRA	COMMANDE
ITA	ORDINE
ESP	PEDIDO
POR	PEDIDO



AFNA 200 050

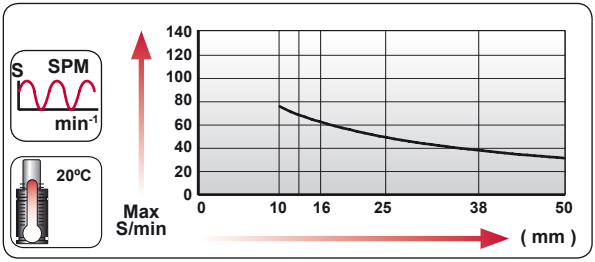

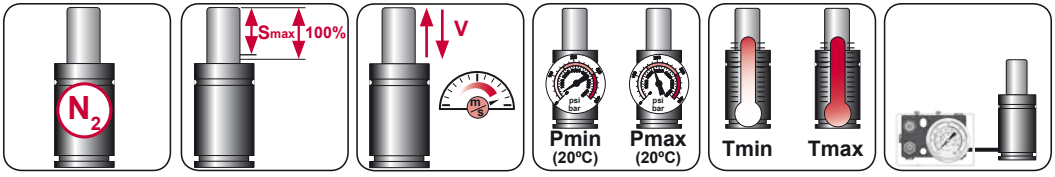

N_2	Smax < 90%	Vmax 1,6 m/s	bar psi 20 290	bar psi 180 2610	ºC ºF 0 32	ºC ºF 80 176

AZOL GAS

AFNA MOUNTS

Mini

A14-025

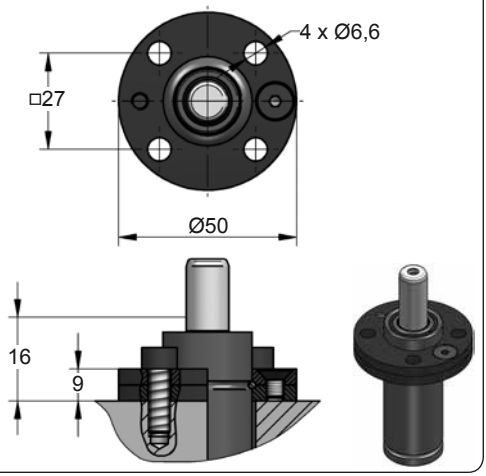

A44-025

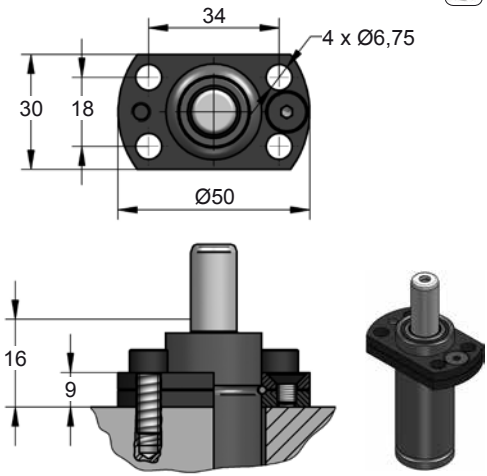

A49-025

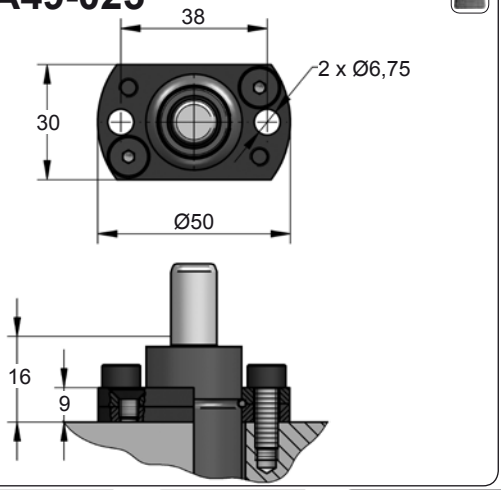

D02-025

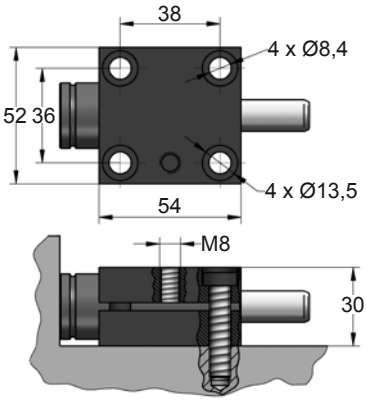







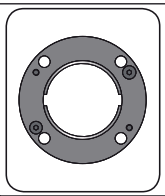

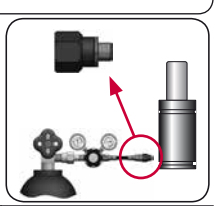

CODE		AFNA 200 050	KIT XXXXXXX-S KIT XXXXXXX-C	A14-025	06 GA 11
ENG	ORDER	GAS SPRING	REPAIR KIT	FLANGE	CHARGING ADAPTER
DEU	BESTELLUNG	GASDRUCKFEDER	ERSATZTEILSATZ	FLANSCHE	LADEADAPTER
FRA	COMMANDE	RESSORT À GAZ	KIT DE RÉPARATION	BRIDE	RACCORD DE CHARGE
ITA	ORDINE	CILINDRO AD AZOTO	KIT DI MANUTENZIONE	FLANGE	ADATTATORE DI CARICO
ESP	PEDIDO	RESORTE DE GAS	KIT DE REPARACION	BRIDA	ADAPTADOR DE CARGA
POR	PEDIDO	CILINDRO DE GÁS	KIT DE MANUTENÇÃO	FLANGE	ADAPTADOR DE CARGA

AF V1

Mini

AZOL GAS

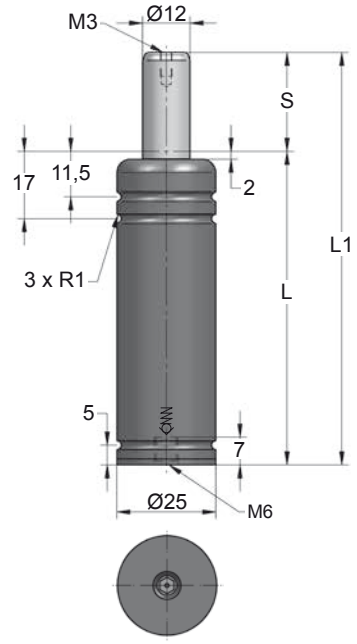

CODE	S (mm)	L1 ±0,25 (mm)	L (mm)	Kg.
AF ___ 012 V1	12	78	66	0.17
AF ___ 015 V1	15	84	69	0.18
AF ___ 025 V1	25	104	79	0.21
AF ___ 038 V1	38	130	92	0.23
AF ___ 050 V1	50	154	104	0.27
AF ___ 063 V1	63	180	117	0.29
AF ___ 080 V1	80	214	134	0.30
AF ___ 100 V1	100	254	154	0.38

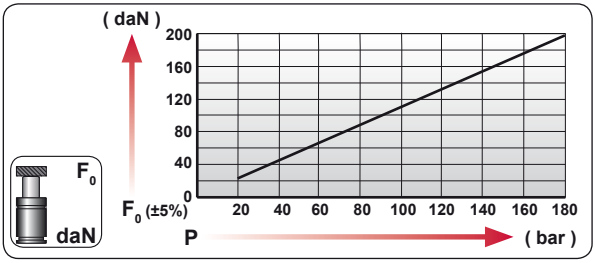

CODE	COLOR	bar	psi	F0 daN	F1 daN
AF 50 050 V1	Green	45	650	50	70
AF 100 050 V1	Blue	90	1305	100	135
AF 150 050 V1	Red	135	1960	150	205
AF 200 050 V1	Yellow	180	2610	200	270
AF XXX 050 V1	Black	20-180	290-2610	23 - 200	30 - 270

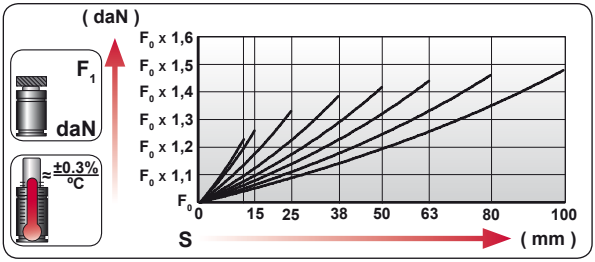

ENG	ORDER
DEU	BESTELLUNG
FRA	COMMANDE
ITA	ORDINE
ESP	PEDIDO
POR	PEDIDO

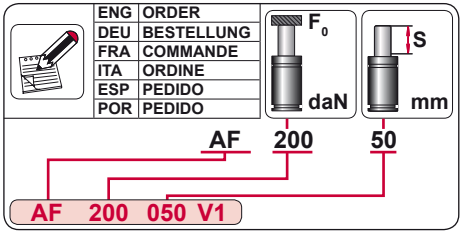

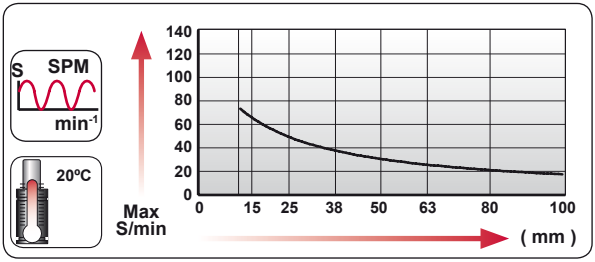



N_2	Smax < 90%	Vmax 1,6 m/s	bar psi 20 290	bar psi 180 2610	ºC ºF 0 32	ºC ºF 80 176	

AZOL GAS

AF V1 MOUNTS

Mini

A14-025

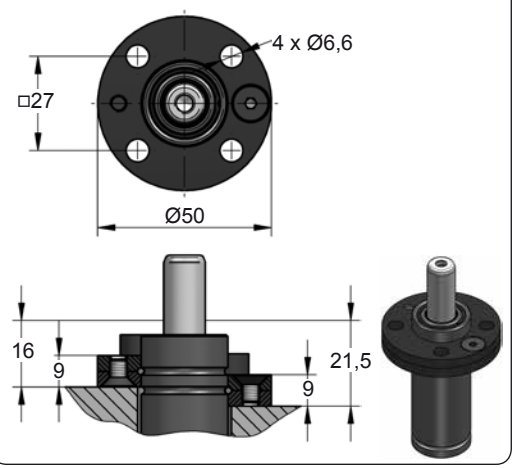







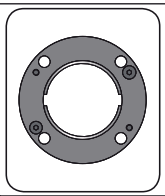

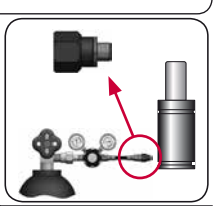

CODE		AF 200 050 V1		A14-025	06 GA 11
ENG	ORDER	GAS SPRING	REPAIR KIT	FLANGE	CHARGING ADAPTER
DEU	BESTELLUNG	GASDRUCKFEDER	ERSATZTEILSATZ	FLANSCHE	LADEADAPTER
FRA	COMMANDE	RESSORT À GAZ	KIT DE RÉPARATION	BRIDE	RACCORD DE CHARGE
ITA	ORDINE	CILINDRO AD AZOTO	KIT DI MANUTENZIONE	FLANGE	ADATTATORE DI CARICO
ESP	PEDIDO	RESORTE DE GAS	KIT DE REPARACION	BRIDA	ADAPTADOR DE CARGA
POR	PEDIDO	CILINDRO DE GÁS	KIT DE MANUTENÇÃO	FLANGE	ADAPTADOR DE CARGA

AFT V1

Mini

	FORD W-DX35-8040	

AZOL GAS

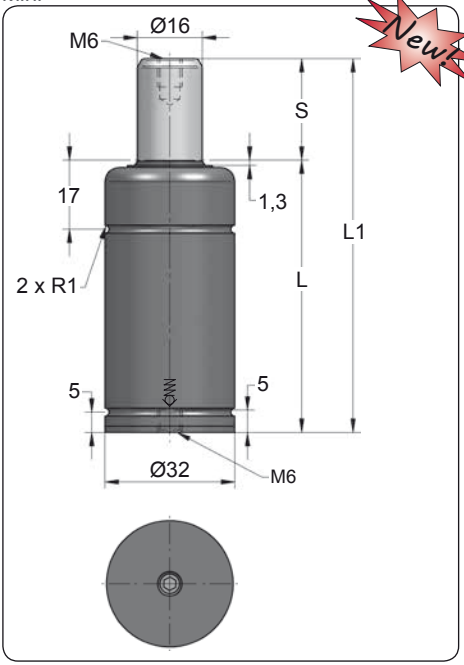

Newt

CODE	S (mm)	L1 ±0,25 (mm)	L (mm)	Kg.
AFT ___ 007 V1	7	56	49	0.25
AFT ___ 010 V1	10	62	52	0.26
AFT ___ 012 V1	12.7	67.4	54.7	0.27
AFT ___ 015 V1	15	72	57	0.28
AFT ___ 025 V1	25	92	67	0.32
AFT ___ 038 V1	38	118	80	0.37
AFT ___ 050 V1	50	142	92	0.42
AFT ___ 063 V1	63.5	172	108.5	0.48
AFT ___ 080 V1	80	205	125	0.55
AFT ___ 100 V1	100	245	145	0.63
AFT ___ 125 V1	125	295	170	0.73

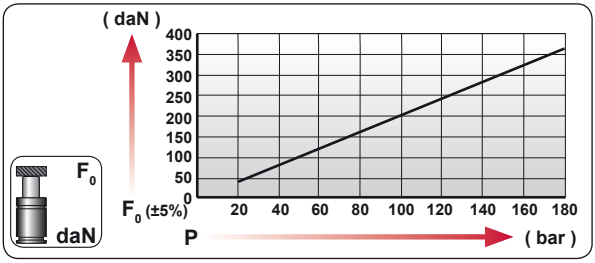

CODE	COLOR	bar	psi	F0 daN	F1 daN
AFT 80 050 V1	Green	40	580	80	135
AFT 160 050 V1	Blue	80	1160	160	265
AFT 240 050 V1	Red	120	1740	240	400
AFT 310 050 V1	Yellow	155	2450	310	515
AFT XXX 050 V1	Black	20-180	290-2610	40 - 360	65 - 600

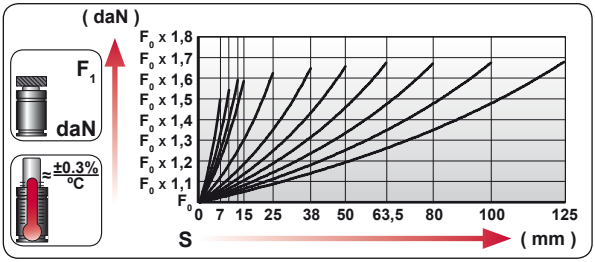

	ENG	ORDER
	DEU	BESTELLUNG
	FRA	COMMANDE
	ITA	ORDINE
	ESP	PEDIDO
	POR	PEDIDO

F0 daN — S mm

AFT 350 50

AFT 350 050 V1

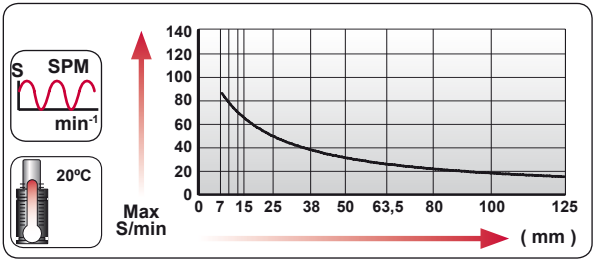



N_2	Smax < 90%	Vmax 1,6 m/s	bar psi 20 290	bar psi 180 2610	°C °F 0 32	°C °F 80 176	

AZOL GAS

AFT V1 MOUNTS

Mini

A14-032

ISO E24.54.815.G EM24.54.700/F

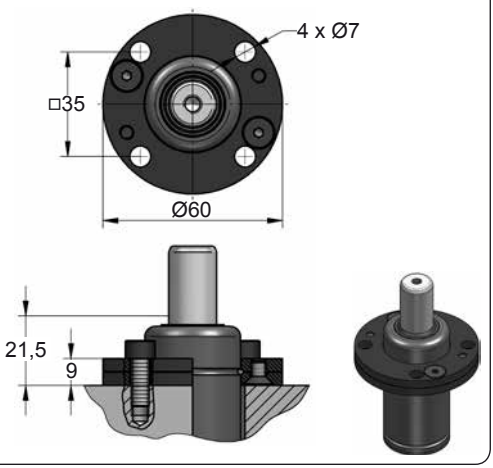

A34-032

VDI

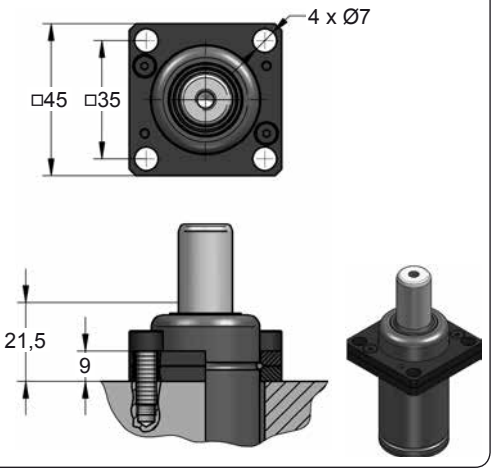

A44-032

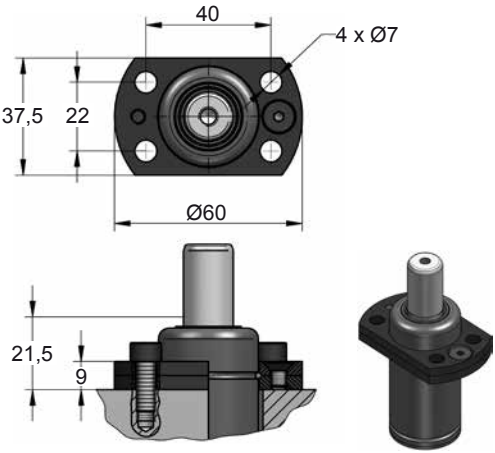

D02-032

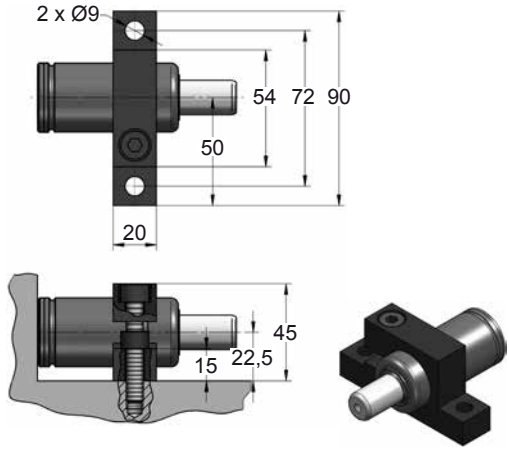







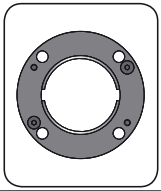

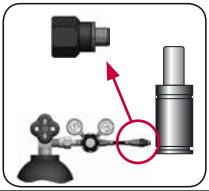

CODE		AFT 350 050 V1		A14-032	06 GA 11
ENG	ORDER	GAS SPRING	REPAIR KIT	FLANGE	CHARGING ADAPTER
DEU	BESTELLUNG	GASDRUCKFEDER	ERSATZTEILSATZ	FLANSCHE	LADEADAPTER
FRA	COMMANDE	RESSORT À GAZ	KIT DE RÉPARATION	BRIDE	RACCORD DE CHARGE
ITA	ORDINE	CILINDRO AD AZOTO	KIT DI MANUTENZIONE	FLANGE	ADATTATORE DI CARICO
ESP	PEDIDO	RESORTE DE GAS	KIT DE REPARACION	BRIDA	ADAPTADOR DE CARGA
POR	PEDIDO	CILINDRO DE GÁS	KIT DE MANUTENÇÃO	FLANGE	ADAPTADOR DE CARGA

AZOL GAS

AS THREADED

MODEL	F_0	Ø	S	L1	Pmax	Charge Port		
AS 200	200	M28x1.5	10 - 125	62 - 292	180	M6	✗	✓
AS 300	300	M38x1.5	12.7 - 100	75.4 - 250	150	M6	✗	✓
AS 500 V1	500	M38x1.5	10 - 125	50 - 280	150	M6	✗	✓
AS 600 V1	600	M38x1.5	15 - 100	85 - 260	150	M8	✗	✓
AS 700 V1	700	M45x1.5	10 - 125	52 - 282	150	M6	✗	✓
AS 1000	1000	M50x1.5	10 - 125	58 - 288	160	M6	✗	✓
ASP 250	250	M36x1	15 - 100	84 - 254	150	M6	✗	✓
ASP 300	300	M38x1.5	12.7 - 100	75.4 - 250	150	M6	✗	✓
ASP 500 V1	500	M45x1	15 - 100	84 - 254	150	M6	✗	✓
AST 200 V1	200	Ø25	7 - 63	46 - 158	180	M6	✗	✓
AST 250	250	Ø38	12.7 - 100	75.4 - 250	150	M6	✗	✓
AST 300 V1	300	Ø32	7 - 80	53 - 199	150	M6	✗	✓
AST 1000	1000	Ø50	13 - 125	64 - 288	150	M6	✗	✓

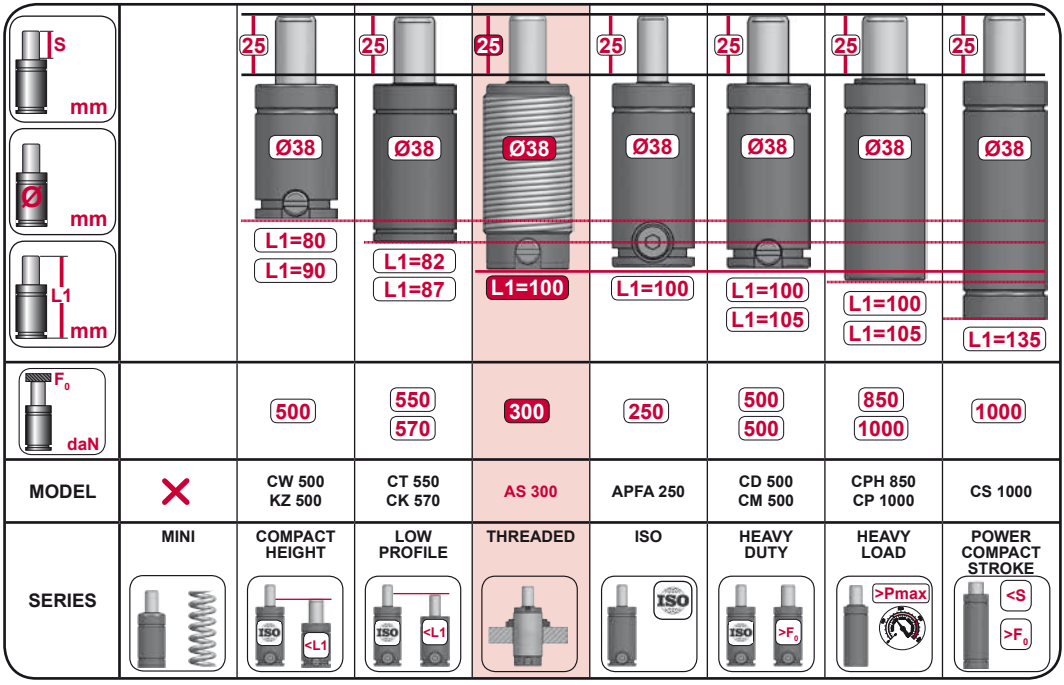

AS 200

Threaded

AZOL GAS

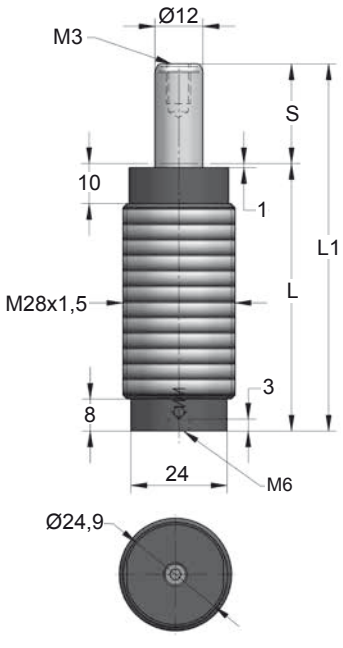

CODE	S (mm)	L1 ±0,25 (mm)	L (mm)	Kg.
AS ___ 010	10	62	52	0.27
AS ___ 012	12.7	67.5	54.7	0.28
AS ___ 016	16	74	58	0.29
AS ___ 025	25	92	67	0.32
AS ___ 038	38	118	80	0.36
AS ___ 050	50	142	92	0.40
AS ___ 063	63.5	169	105.5	0.45
AS ___ 080	80	202	122	0.50
AS ___ 100	100	242	142	0.57
AS ___ 125	125	292	167	0.65

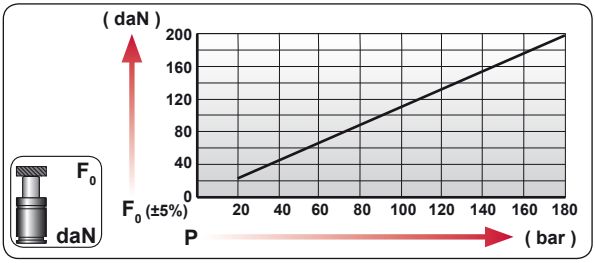

CODE	COLOR	bar	psi	F_0 daN	F_1 daN
AS 50 050	Green	45	650	50	75
AS 100 050	Blue	90	1305	100	150
AS 150 050	Red	135	1960	150	225
AS 200 050	Yellow	180	2610	200	300

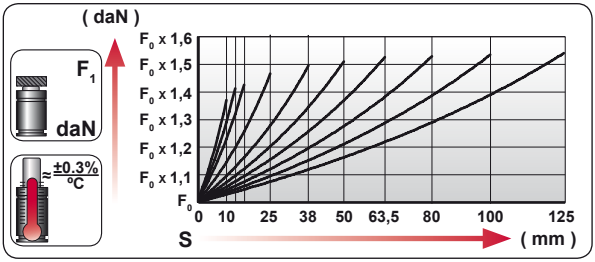

ENG	ORDER
DEU	BESTELLUNG
FRA	COMMANDE
ITA	ORDINE
ESP	PEDIDO
POR	PEDIDO

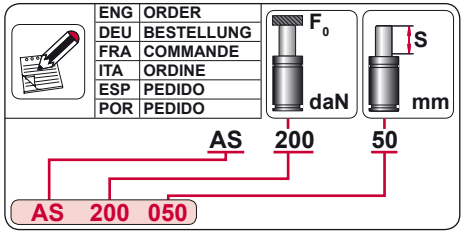

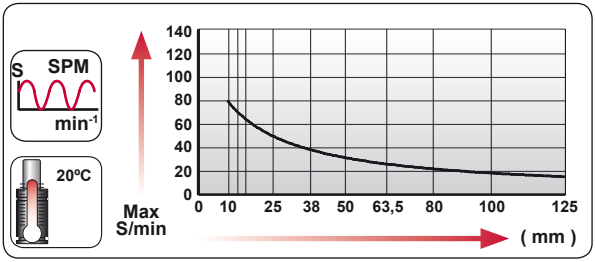

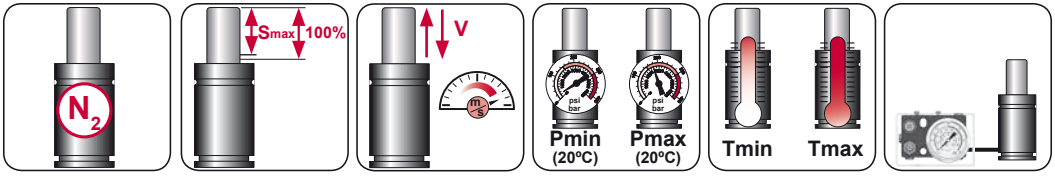

N_2	Smax < 90%	Vmax 1,6 m/s	bar psi 20 290	bar psi 180 2610	°C °F 0 32	°C °F 80 176

AZOL GAS

AS 200 MOUNTS

Threaded

E58-028

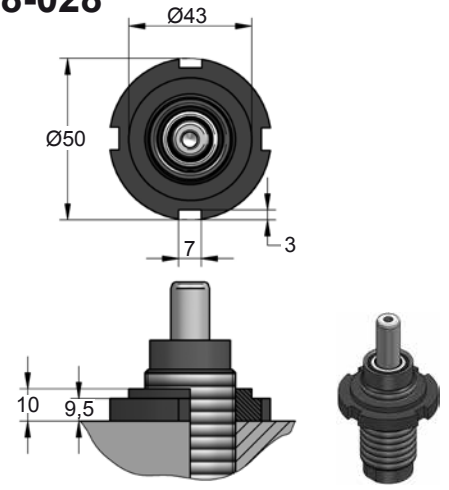







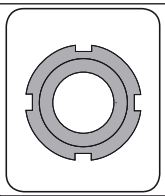

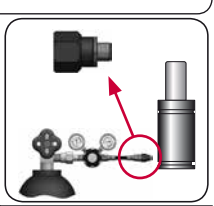

CODE		AS 200 050	KIT XXXXXXX-S KIT XXXXXXX-C	E28-028	06 GA 11
ENG	ORDER	GAS SPRING	REPAIR KIT	FLANGE	CHARGING ADAPTER
DEU	BESTELLUNG	GASDRUCKFEDER	ERSATZTEILSATZ	FLANSCHE	LADEADAPTER
FRA	COMMANDE	RESSORT À GAZ	KIT DE RÉPARATION	BRIDE	RACCORD DE CHARGE
ITA	ORDINE	CILINDRO AD AZOTO	KIT DI MANUTENZIONE	FLANGE	ADATTATORE DI CARICO
ESP	PEDIDO	RESORTE DE GAS	KIT DE REPARACION	BRIDA	ADAPTADOR DE CARGA
POR	PEDIDO	CILINDRO DE GÁS	KIT DE MANUTENÇÃO	FLANGE	ADAPTADOR DE CARGA

AS 300

Threaded

AZOL GAS

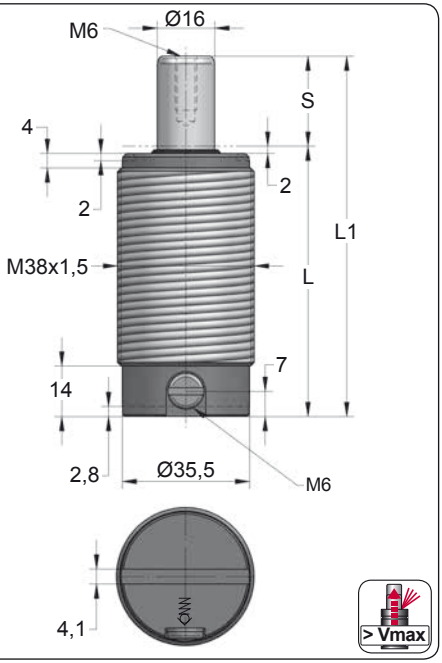

ORDER	S (mm)	L1 ±0,25 (mm)	L (mm)	Kg.
AS 300 012	12.7	75.4	62.7	0.45
AS 300 025	25	100	75	0.51
AS 300 038	38	126	88	0.59
AS 300 050	50	150	100	0.65
AS 300 063	63.5	177	113.5	0.73
AS 300 080	80	210	130	0.82
AS 300 100	100	250	150	0.89

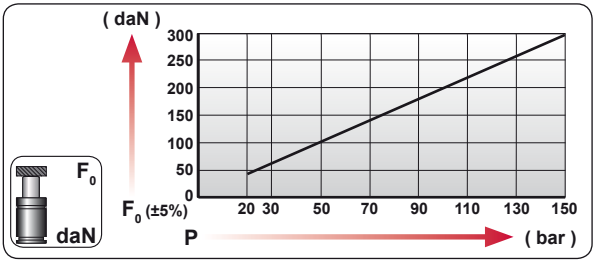

CODE	bar	psi	F_0 daN	F_1 daN
AS 300 050	150	2175	300	430
---------	---	---	---	---

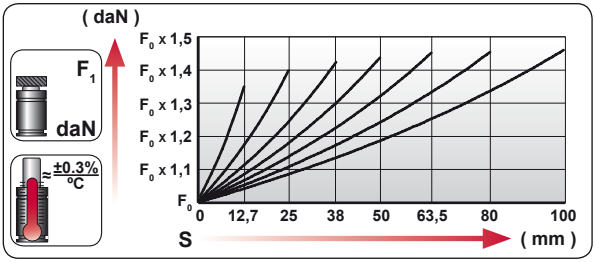

ENG	ORDER
DEU	BESTELLUNG
FRA	COMMANDE
ITA	ORDINE
ESP	PEDIDO
POR	PEDIDO

F_0 daN — S mm

AS 300 050

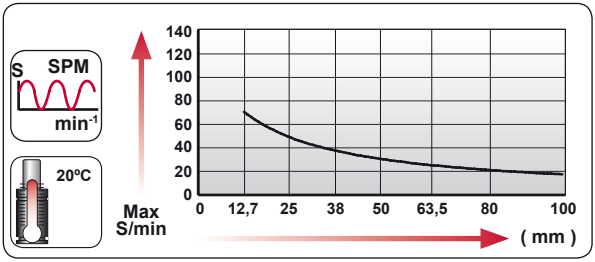



N_2	Smax < 90%	Vmax 1,6 m/s	bar psi 20 290	bar psi 150 2175	ºC ºF 0 32	ºC ºF 80 176	

AZOL GAS

AS 300 MOUNTS

Threaded

E23-038

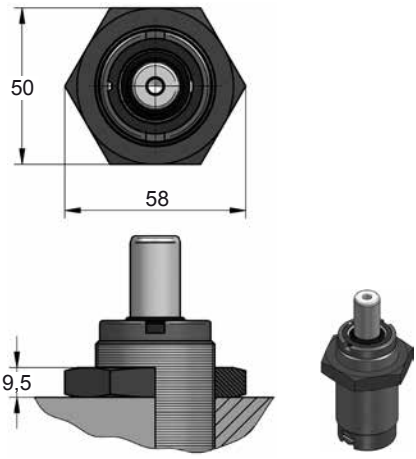

E58-038

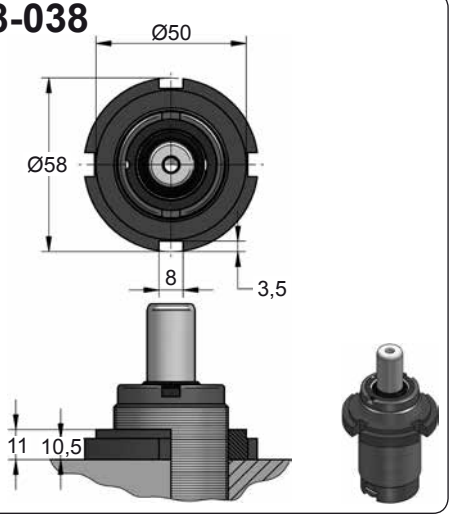

E68-038

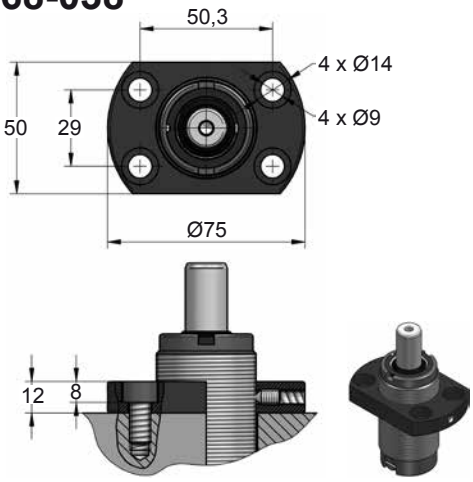







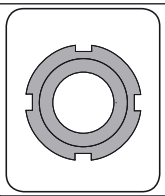

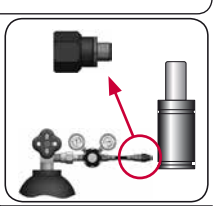

CODE		AS 300 050	KIT XXXXXXX-S KIT XXXXXXX-C	E58-038	06 GA 11
ENG	ORDER	GAS SPRING	REPAIR KIT	FLANGE	CHARGING ADAPTER
DEU	BESTELLUNG	GASDRUCKFEDER	ERSATZTEILSATZ	FLANSCHE	LADEADAPTER
FRA	COMMANDE	RESSORT À GAZ	KIT DE RÉPARATION	BRIDE	RACCORD DE CHARGE
ITA	ORDINE	CILINDRO AD AZOTO	KIT DI MANUTENZIONE	FLANGE	ADATTATORE DI CARICO
ESP	PEDIDO	RESORTE DE GAS	KIT DE REPARACION	BRIDA	ADAPTADOR DE CARGA
POR	PEDIDO	CILINDRO DE GÁS	KIT DE MANUTENÇÃO	FLANGE	ADAPTADOR DE CARGA

AS 500

Threaded

AZOL GAS

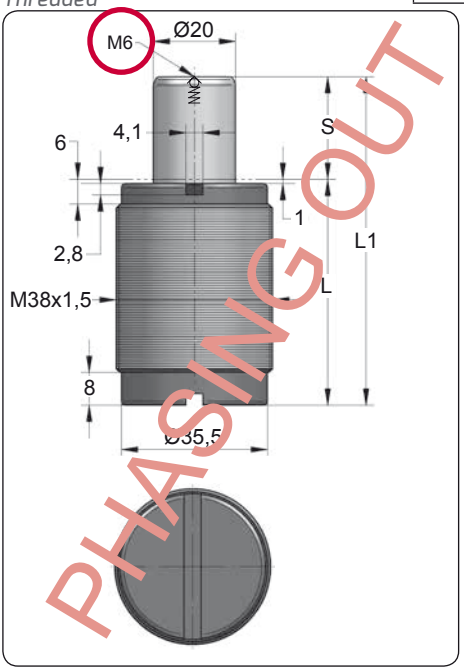

ORDER	S (mm)	L1 ±0,25 (mm)	L (mm)	Kg.
AS 500 010	10	50	40	0.26
AS 500 012	12.7	55.4	42.7	0.28
AS 500 016	16	62	46	0.30
AS 500 019	19	68	49	0.31
AS 500 025	25	80	55	0.35
AS 500 032	32	94	62	0.39
AS 500 038	38	106	68	0.43
AS 500 050	50	130	80	0.51
AS 500 063	63.5	157	93.5	0.59
AS 500 075	75	180	105	0.69
AS 500 080	80	190	110	0.70
AS 500 100	100	230	130	0.83
AS 500 125	125	280	155	0.99

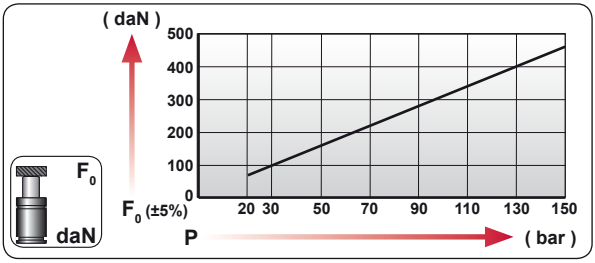

CODE	bar	psi	F0 daN	F1 daN
AS 500 050	150	2175	470	790
---------	---	---	---	---

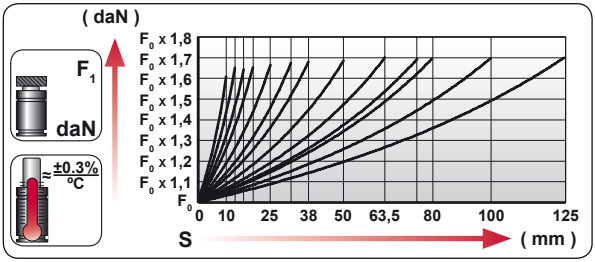

ENG	ORDER
DEU	BESTELLUNG
FRA	COMMANDE
ITA	ORDINE
ESP	PEDIDO
POR	PEDIDO

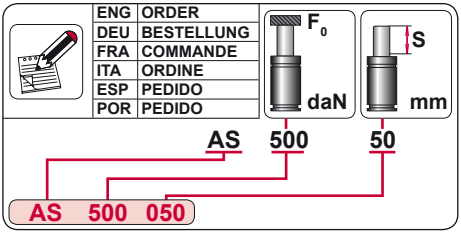

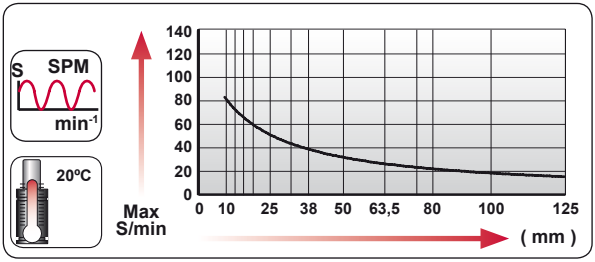

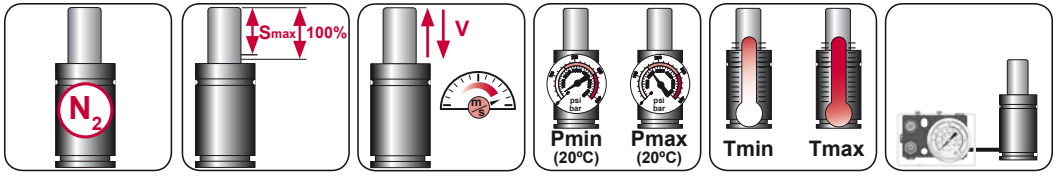

N_2	Smax < 90%	Vmax 1,6 m/s	bar psi 20 290	bar psi 150 2175	°C °F 0 32	°C °F 80 176	

AZOL GAS

AS 500 MOUNTS

Threaded

E23-038

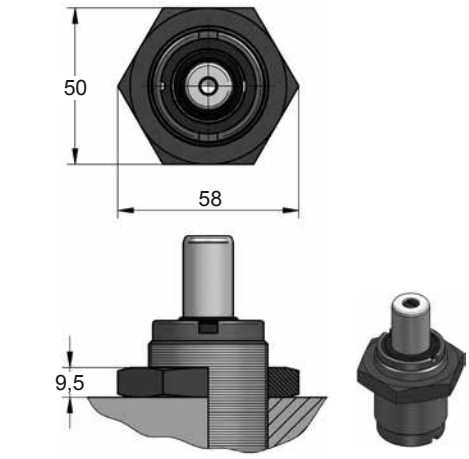

E58-038

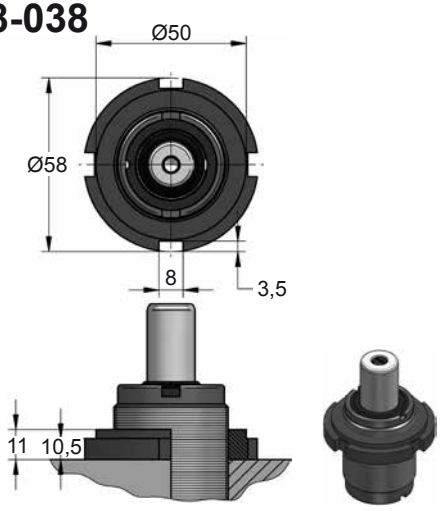

E68-038

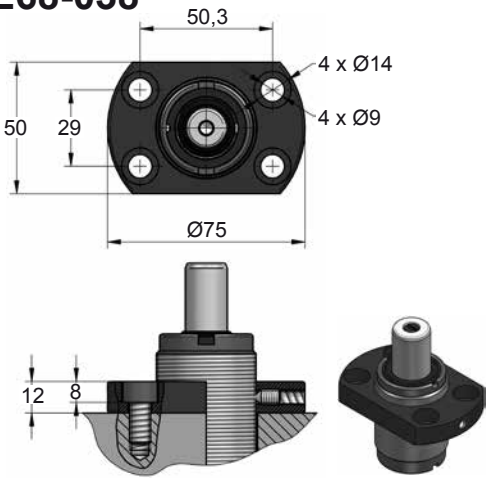







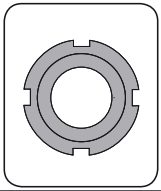

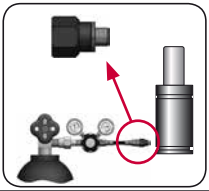

CODE		AS 500 050	KIT XXXXXXX-S KIT XXXXXXX-C	E58-038	06 GA 10
ENG	ORDER	GAS SPRING	REPAIR KIT	FLANGE	CHARGING ADAPTER
DEU	BESTELLUNG	GASDRUCKFEDER	ERSATZTEILSATZ	FLANSCHE	LADEADAPTER
FRA	COMMANDE	RESSORT À GAZ	KIT DE RÉPARATION	BRIDE	RACCORD DE CHARGE
ITA	ORDINE	CILINDRO AD AZOTO	KIT DI MANUTENZIONE	FLANGE	ADATTATORE DI CARICO
ESP	PEDIDO	RESORTE DE GAS	KIT DE REPARACION	BRIDA	ADAPTADOR DE CARGA
POR	PEDIDO	CILINDRO DE GÁS	KIT DE MANUTENÇÃO	FLANGE	ADAPTADOR DE CARGA

AS 500 V1

Threaded

AZOL GAS

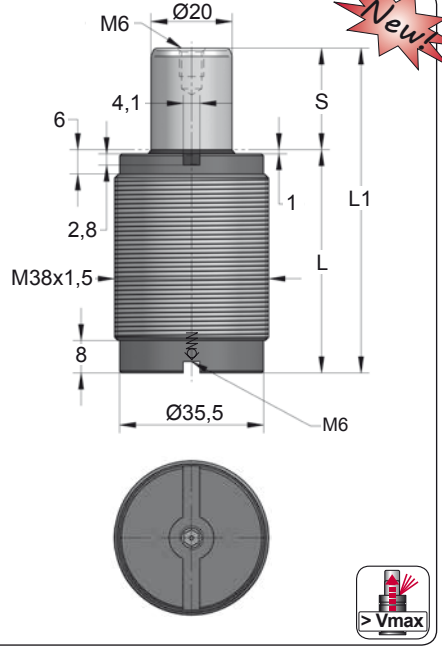

Newt

ORDER	S (mm)	L1 ±0,25 (mm)	L (mm)	Kg.
AS 500 010 V1	10	50	40	0.26
AS 500 012 V1	12.7	55.4	42.7	0.28
AS 500 016 V1	16	62	46	0.30
AS 500 019 V1	19	68	49	0.31
AS 500 025 V1	25	80	55	0.35
AS 500 032 V1	32	94	62	0.39
AS 500 038 V1	38	106	68	0.43
AS 500 050 V1	50	130	80	0.51
AS 500 063 V1	63.5	157	93.5	0.59
AS 500 075 V1	75	180	105	0.69
AS 500 080 V1	80	190	110	0.70
AS 500 100 V1	100	230	130	0.83
AS 500 125 V1	125	280	155	0.99

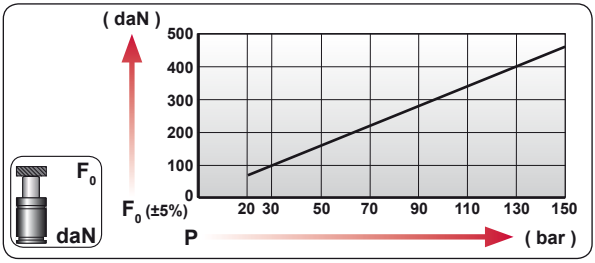

CODE	bar	psi	F0 daN	F1 daN
AS 500 050 V1	150	2175	470	790
---------	---	---	---	---

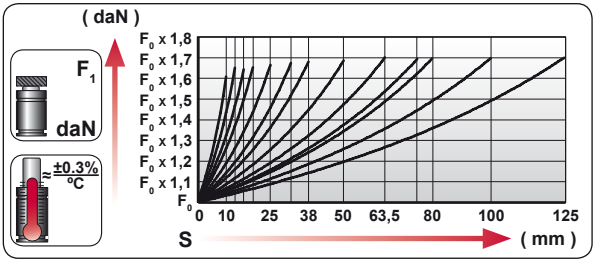

ENG	ORDER
DEU	BESTELLUNG
FRA	COMMANDE
ITA	ORDINE
ESP	PEDIDO
POR	PEDIDO



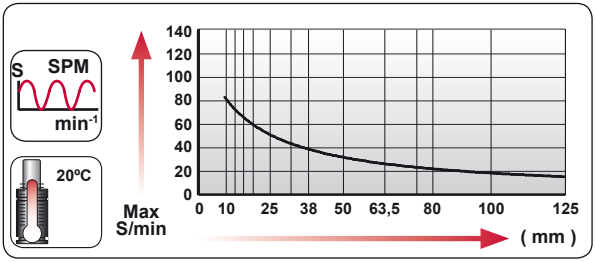

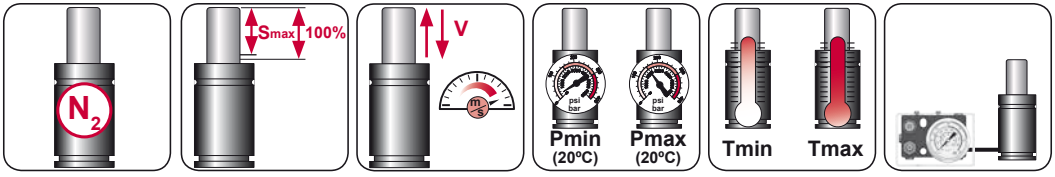

N_2	Smax < 90%	Vmax 1,6 m/s	bar psi 20 290	bar psi 150 2175	ºC ºF 0 32	ºC ºF 80 176	

AZOL GAS

AS 500 V1 MOUNTS

Threaded

E23-038

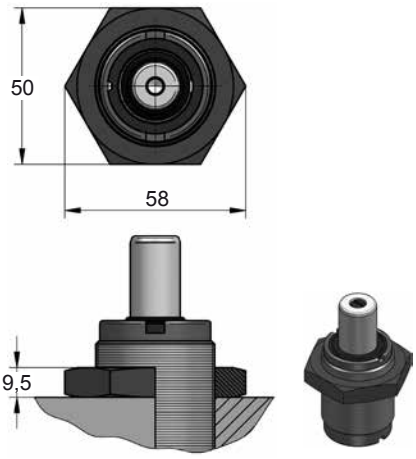

E58-038

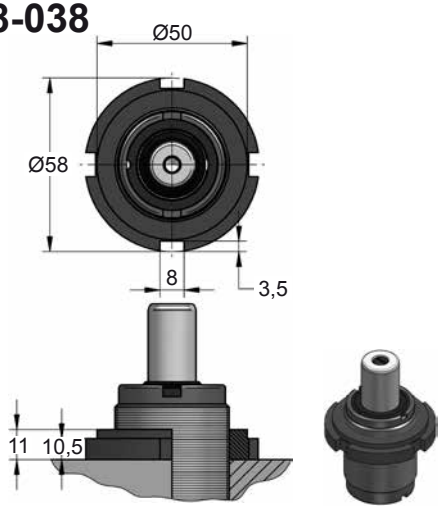

E68-038

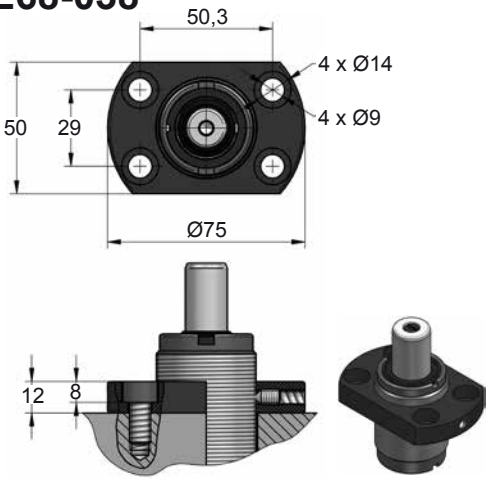







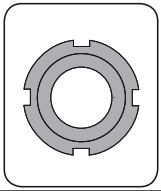

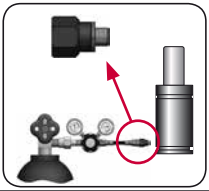

CODE		AS 500 050 V1	KIT XXXXXXX-S KIT XXXXXXX-C	E58-038	06 GA 10
ENG	ORDER	GAS SPRING	REPAIR KIT	FLANGE	CHARGING ADAPTER
DEU	BESTELLUNG	GASDRUCKFEDER	ERSATZTEILSATZ	FLANSCHE	LADEADAPTER
FRA	COMMANDE	RESSORT À GAZ	KIT DE RÉPARATION	BRIDE	RACCORD DE CHARGE
ITA	ORDINE	CILINDRO AD AZOTO	KIT DI MANUTENZIONE	FLANGE	ADATTATORE DI CARICO
ESP	PEDIDO	RESORTE DE GAS	KIT DE REPARACION	BRIDA	ADAPTADOR DE CARGA
POR	PEDIDO	CILINDRO DE GÁS	KIT DE MANUTENÇÃO	FLANGE	ADAPTADOR DE CARGA

AS 600

Threaded

AZOL GAS

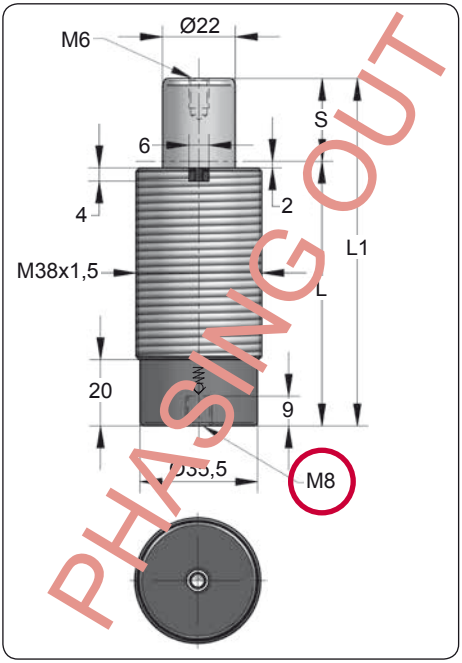

ORDER	S (mm)	L1 ±0,25 (mm)	L (mm)	Kg.
AS 600 015	15	85	70	0.49
AS 600 025	25	105	80	0.54
AS 600 038	38	131	93	0.64
AS 600 050	50	155	105	0.68
AS 600 063	63	186	123	0.77
AS 600 080	80	220	140	0.84
AS 600 100	100	260	160	0.99

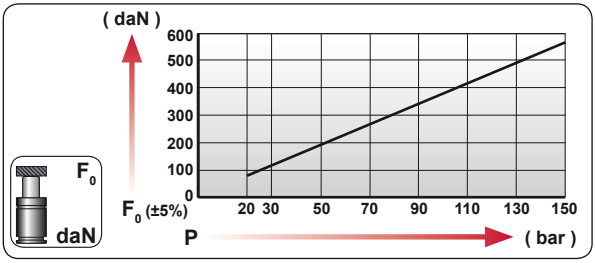

CODE	bar	psi	F0 daN	F1 daN
AS 600 050	150	2175	570	985
---------	---	---	---	---

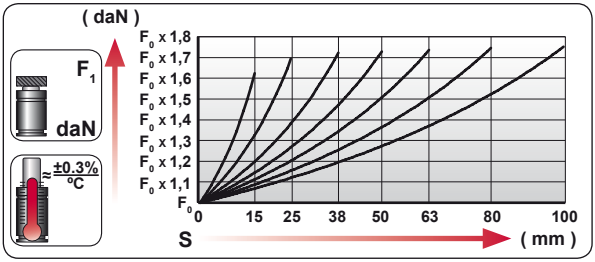

ENG	ORDER
DEU	BESTELLUNG
FRA	COMMANDE
ITA	ORDINE
ESP	PEDIDO
POR	PEDIDO



AS 600 50

AS 600 050

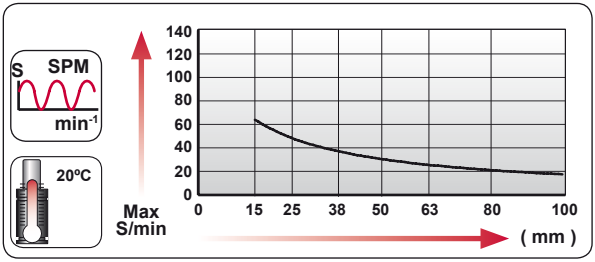

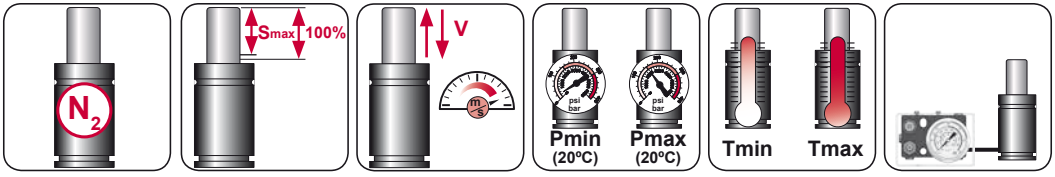

N_2	Smax < 90%	Vmax 1,6 m/s	bar psi 20 290	bar psi 150 2175	°C °F 0 32	°C °F 80 176

AZOL GAS

AS 600 MOUNTS

Threaded

E23-038

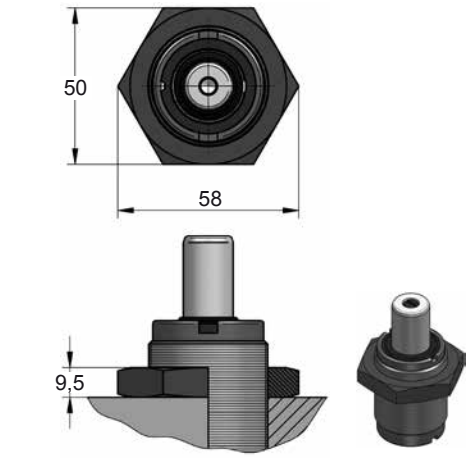

E58-038

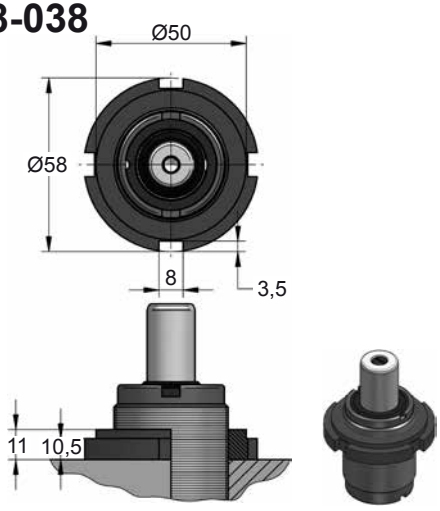

E68-038

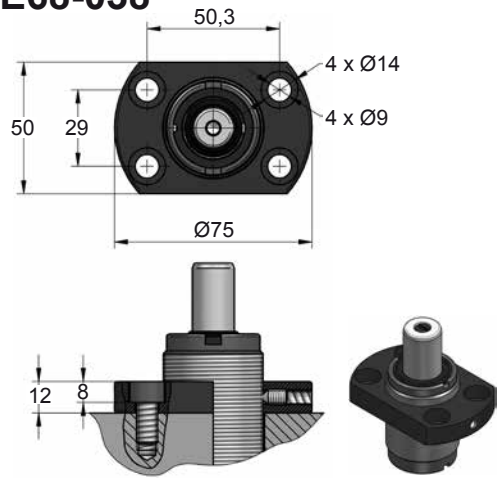







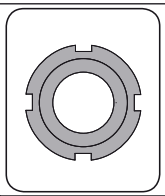

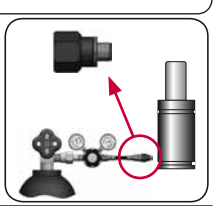

CODE		AS 600 050	KIT XXXXXXX-S KIT XXXXXXX-C	E58-038	08 GA 2
ENG	ORDER	GAS SPRING	REPAIR KIT	FLANGE	CHARGING ADAPTER
DEU	BESTELLUNG	GASDRUCKFEDER	ERSATZTEILSATZ	FLANSCHE	LADEADAPTER
FRA	COMMANDE	RESSORT À GAZ	KIT DE RÉPARATION	BRIDE	RACCORD DE CHARGE
ITA	ORDINE	CILINDRO AD AZOTO	KIT DI MANUTENZIONE	FLANGE	ADATTATORE DI CARICO
ESP	PEDIDO	RESORTE DE GAS	KIT DE REPARACION	BRIDA	ADAPTADOR DE CARGA
POR	PEDIDO	CILINDRO DE GÁS	KIT DE MANUTENÇÃO	FLANGE	ADAPTADOR DE CARGA

AS 600 V1

Threaded

AZOL GAS

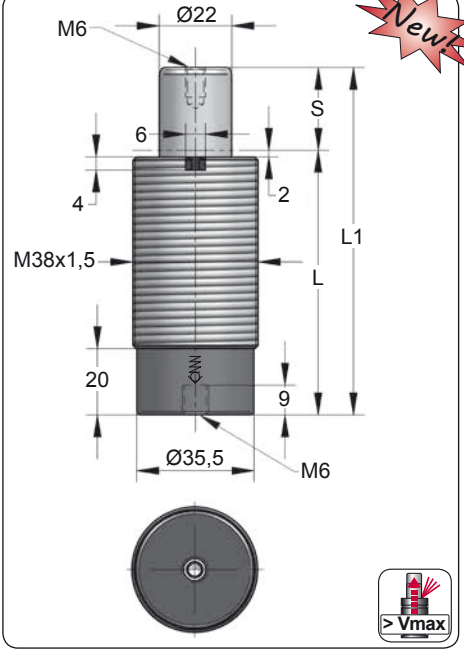

Newt

ORDER	S (mm)	L1 ±0,25 (mm)	L (mm)	Kg.
AS 600 015 V1	15	85	70	0.49
AS 600 025 V1	25	105	80	0.54
AS 600 038 V1	38	131	93	0.64
AS 600 050 V1	50	155	105	0.68
AS 600 063 V1	63	186	123	0.77
AS 600 080 V1	80	220	140	0.84
AS 600 100 V1	100	260	160	0.99

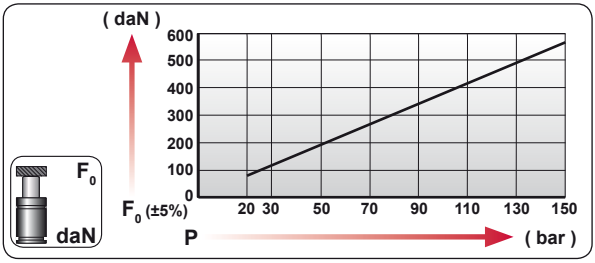

CODE	bar	psi	F0 daN	F1 daN
AS 600 050 V1	150	2175	570	985
---------	---	---	---	---

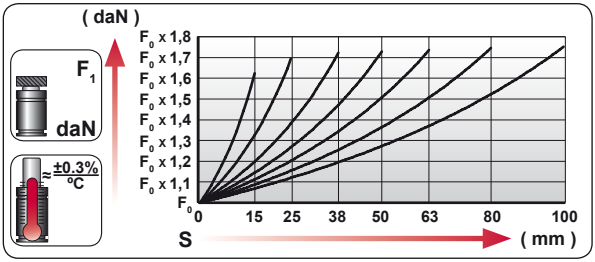

ENG	ORDER
DEU	BESTELLUNG
FRA	COMMANDE
ITA	ORDINE
ESP	PEDIDO
POR	PEDIDO



AS 600 50

AS 600 050 V1

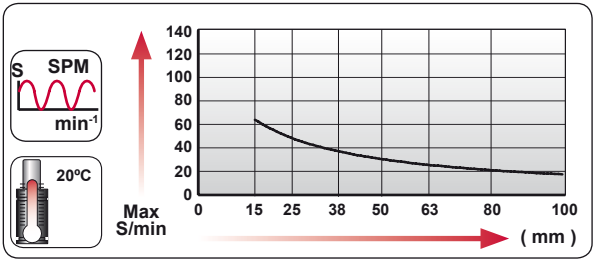



N_2	Smax < 90%	Vmax 1,6 m/s	bar psi 20 290	bar psi 150 2175	°C °F 0 32	°C °F 80 176

AZOL GAS

AS 600 V1 *MOUNTS*

Threaded

E23-038

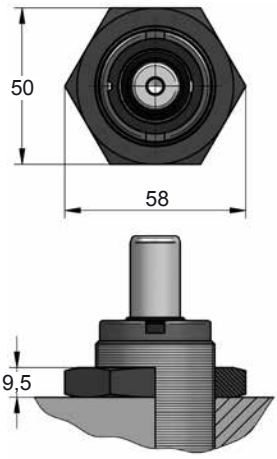

E58-038

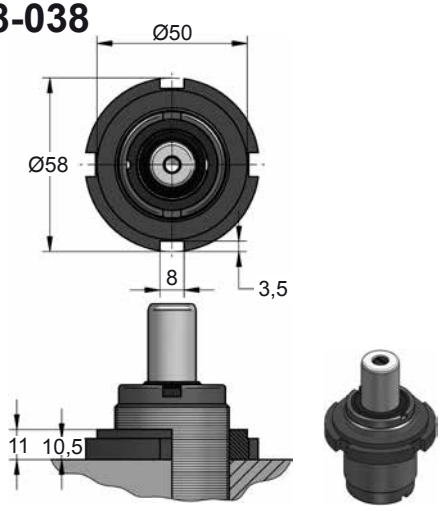

E68-038

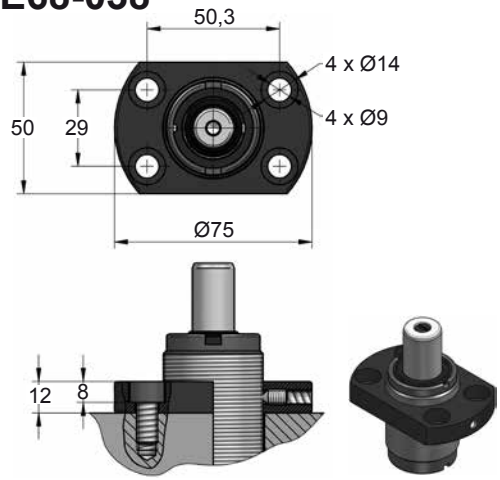







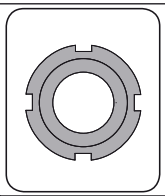

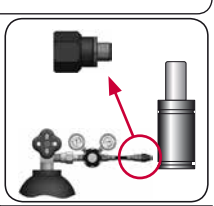

CODE		AS 600 050 V1	KIT XXXXXXX-S KIT XXXXXXX-C	E58-038	06 GA 11
ENG	ORDER	GAS SPRING	REPAIR KIT	FLANGE	CHARGING ADAPTER
DEU	BESTELLUNG	GASDRUCKFEDER	ERSATZTEILSATZ	FLANSCHE	LADEADAPTER
FRA	COMMANDE	RESSORT À GAZ	KIT DE RÉPARATION	BRIDE	RACCORD DE CHARGE
ITA	ORDINE	CILINDRO AD AZOTO	KIT DI MANUTENZIONE	FLANGE	ADATTATORE DI CARICO
ESP	PEDIDO	RESORTE DE GAS	KIT DE REPARACION	BRIDA	ADAPTADOR DE CARGA
POR	PEDIDO	CILINDRO DE GÁS	KIT DE MANUTENÇÃO	FLANGE	ADAPTADOR DE CARGA

AS 700

Threaded

AZOL GAS

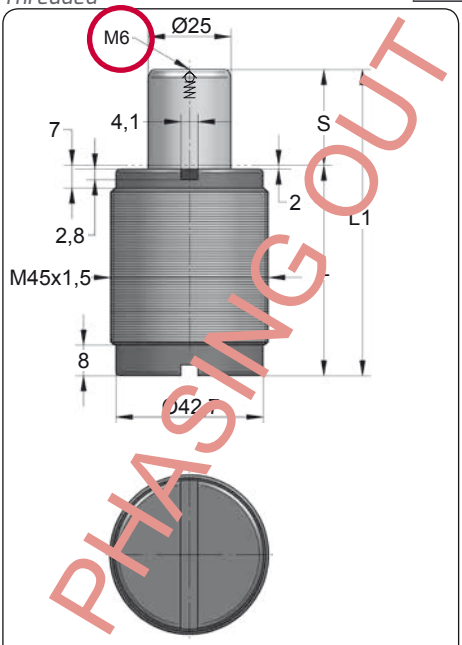

ORDER	S (mm)	L1 ±0,25 (mm)	L (mm)	Kg.
AS 700 010	10	52	42	0.37
AS 700 012	12.7	57.4	44.7	0.39
AS 700 016	16	64	48	0.41
AS 700 019	19	70	51	0.43
AS 700 025	25	82	57	0.48
AS 700 032	32	96	64	0.52
AS 700 038	38	108	70	0.56
AS 700 050	50	132	82	0.65
AS 700 063	63.5	159	95.5	0.74
AS 700 075	75	182	107	0.82
AS 700 080	80	192	112	0.85
AS 700 100	100	232	132	0.99
AS 700 125	125	282	157	1.16

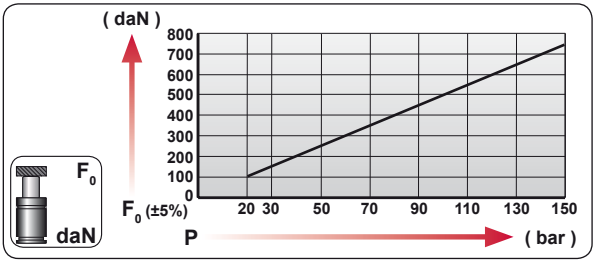

CODE	bar	psi	F_0 daN	F_1 daN
AS 700 050	150	2175	740	1220
---------	---	---	---	---

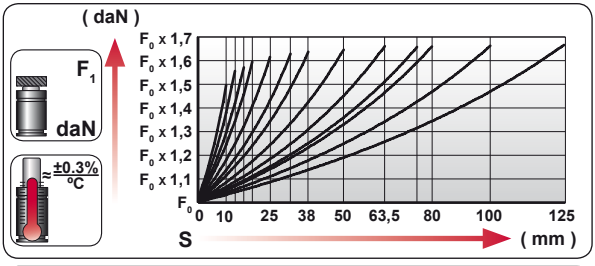

ENG	ORDER
DEU	BESTELLUNG
FRA	COMMANDE
ITA	ORDINE
ESP	PEDIDO
POR	PEDIDO

F_0 daN — S mm

AS 700 50

AS 700 050

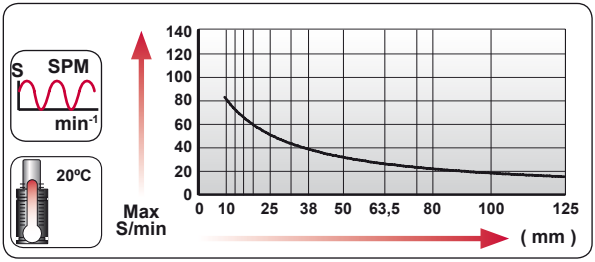



N_2	Smax < 90%	Vmax 1,6 m/s	bar psi 20 290	bar psi 150 2175	ºC ºF 0 32	ºC ºF 80 176	

AZOL GAS

AS 700 MOUNTS

Threaded

E58-045

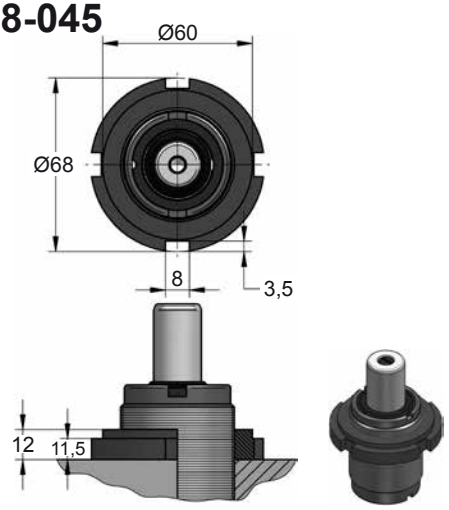







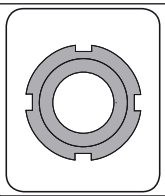

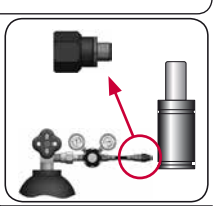

CODE		AS 700 050	KIT XXXXXXX-S KIT XXXXXXX-C	E58-045	06 GA 11
ENG	ORDER	GAS SPRING	REPAIR KIT	FLANGE	CHARGING ADAPTER
DEU	BESTELLUNG	GASDRUCKFEDER	ERSATZTEILSATZ	FLANSCHE	LADEADAPTER
FRA	COMMANDE	RESSORT À GAZ	KIT DE RÉPARATION	BRIDE	RACCORD DE CHARGE
ITA	ORDINE	CILINDRO AD AZOTO	KIT DI MANUTENZIONE	FLANGE	ADATTATORE DI CARICO
ESP	PEDIDO	RESORTE DE GAS	KIT DE REPARACION	BRIDA	ADAPTADOR DE CARGA
POR	PEDIDO	CILINDRO DE GÁS	KIT DE MANUTENÇÃO	FLANGE	ADAPTADOR DE CARGA

AS 700 V1

Threaded

AZOL GAS

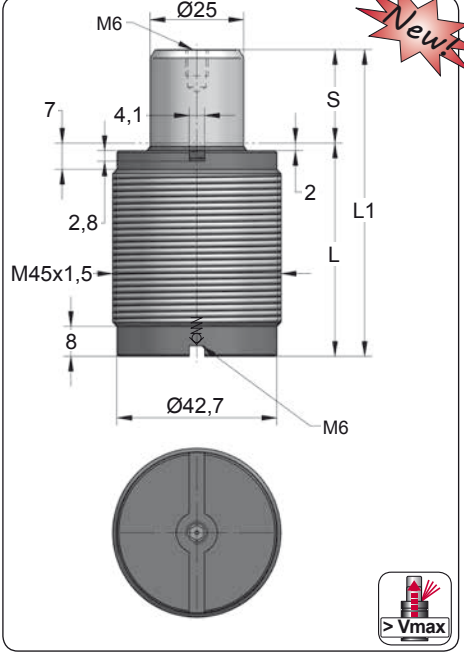

ORDER	S (mm)	L1 ±0,25 (mm)	L (mm)	Kg.
AS 700 010 V1	10	52	42	0.37
AS 700 012 V1	12.7	57.4	44.7	0.39
AS 700 016 V1	16	64	48	0.41
AS 700 019 V1	19	70	51	0.43
AS 700 025 V1	25	82	57	0.48
AS 700 032 V1	32	96	64	0.52
AS 700 038 V1	38	108	70	0.56
AS 700 050 V1	50	132	82	0.65
AS 700 063 V1	63.5	159	95.5	0.74
AS 700 075 V1	75	182	107	0.82
AS 700 080 V1	80	192	112	0.85
AS 700 100 V1	100	232	132	0.99
AS 700 125 V1	125	282	157	1.16

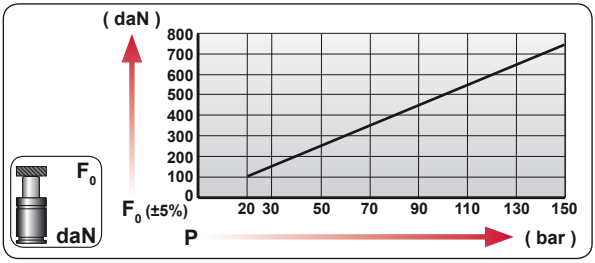

CODE	bar	psi	F_0 daN	F_1 daN
AS 700 050 V1	150	2175	740	1220
---------	---	---	---	---

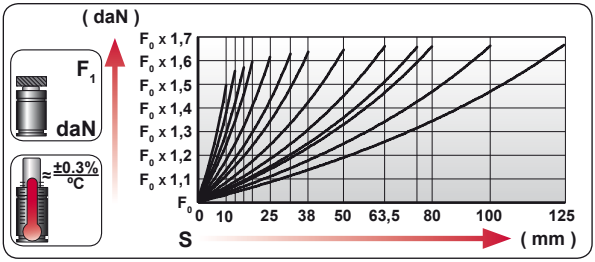

ENG	ORDER
DEU	BESTELLUNG
FRA	COMMANDE
ITA	ORDINE
ESP	PEDIDO
POR	PEDIDO

F_0 daN — S mm

AS 700 50

AS 700 050 V1

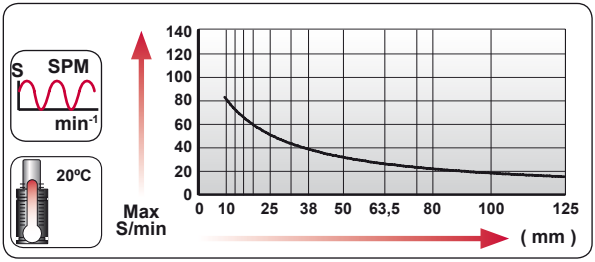



N_2	Smax < 90%	Vmax 1,6 m/s	bar psi 20 290	bar psi 150 2175	ºC ºF 0 32	ºC ºF 80 176	

AZOL GAS

AS 700 V1 *MOUNTS*

Threaded

E58-045

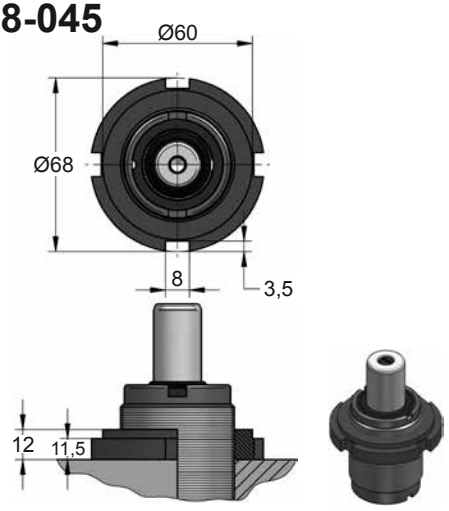







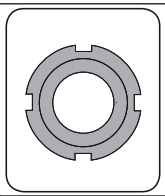

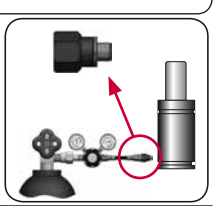

CODE		AS 700 050 V1	KIT XXXXXXX-S KIT XXXXXXX-C	E58-045	06 GA 11
ENG	ORDER	GAS SPRING	REPAIR KIT	FLANGE	CHARGING ADAPTER
DEU	BESTELLUNG	GASDRUCKFEDER	ERSATZTEILSATZ	FLANSCHE	LADEADAPTER
FRA	COMMANDE	RESSORT À GAZ	KIT DE RÉPARATION	BRIDE	RACCORD DE CHARGE
ITA	ORDINE	CILINDRO AD AZOTO	KIT DI MANUTENZIONE	FLANGE	ADATTATORE DI CARICO
ESP	PEDIDO	RESORTE DE GAS	KIT DE REPARACION	BRIDA	ADAPTADOR DE CARGA
POR	PEDIDO	CILINDRO DE GÁS	KIT DE MANUTENÇÃO	FLANGE	ADAPTADOR DE CARGA

AS 1000

Threaded

AZOL GAS

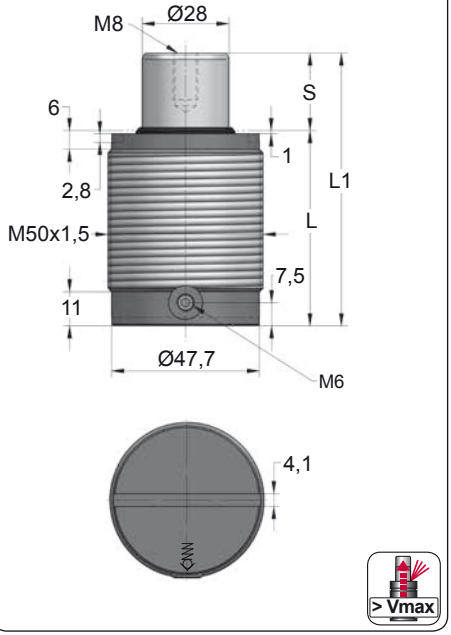

ORDER	S (mm)	L1 ±0,25 (mm)	L (mm)	Kg.
AS 1000 010	10	58	48	0.56
AS 1000 012	12.7	63.4	50.7	0.59
AS 1000 016	16	70	54	0.62
AS 1000 019	19	76	57	0.65
AS 1000 025	25	88	63	0.71
AS 1000 032	32	102	70	0.77
AS 1000 038	38	114	76	0.83
AS 1000 050	50	138	88	0.94
AS 1000 063	63.5	165	101.5	1.07
AS 1000 075	75	188	113	1.18
AS 1000 080	80	198	118	1.23
AS 1000 100	100	238	138	1.42
AS 1000 125	125	288	163	1.66

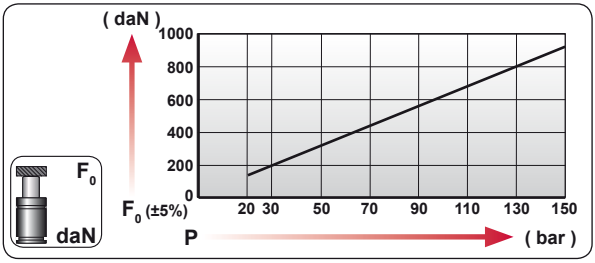

CODE	bar	psi	F_0 daN	F_1 daN
AS 1000 050	160	2320	985	1755
---------	---	---	---	---

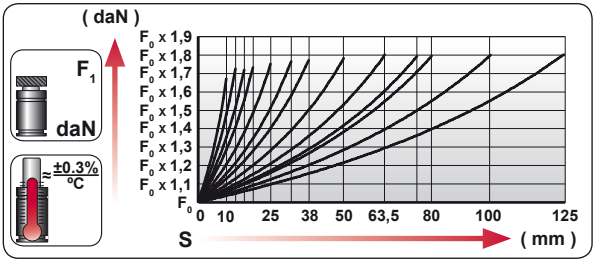

ENG	ORDER
DEU	BESTELLUNG
FRA	COMMANDE
ITA	ORDINE
ESP	PEDIDO
POR	PEDIDO



AS 1000 50

AS 1000 050

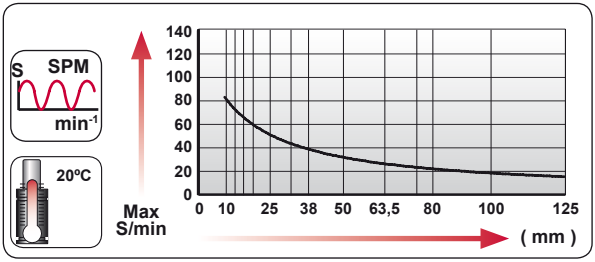



N_2	Smax < 90%	Vmax 1,6 m/s	bar psi 20 290	bar psi 160 2320	ºC ºF 0 32	ºC ºF 80 176

AZOL GAS

AS 1000 MOUNTS

Threaded

E58-050

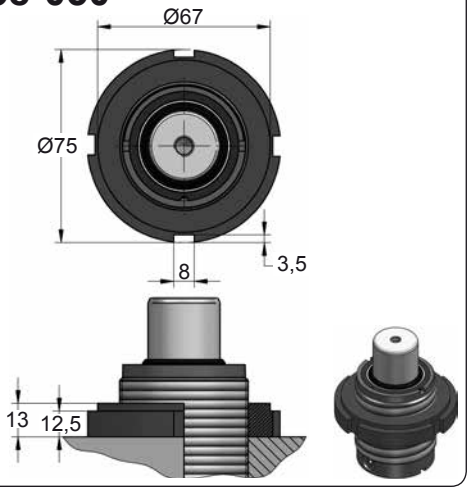







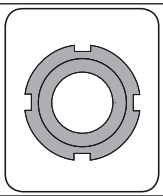

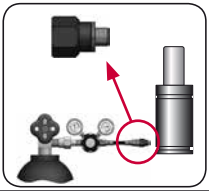

CODE		AS 1000 050	KIT XXXXXXX-S KIT XXXXXXX-C	E58-050	06 GA 11
ENG	ORDER	GAS SPRING	REPAIR KIT	FLANGE	CHARGING ADAPTER
DEU	BESTELLUNG	GASDRUCKFEDER	ERSATZTEILSATZ	FLANSCHE	LADEADAPTER
FRA	COMMANDE	RESSORT À GAZ	KIT DE RÉPARATION	BRIDE	RACCORD DE CHARGE
ITA	ORDINE	CILINDRO AD AZOTO	KIT DI MANUTENZIONE	FLANGE	ADATTATORE DI CARICO
ESP	PEDIDO	RESORTE DE GAS	KIT DE REPARACION	BRIDA	ADAPTADOR DE CARGA
POR	PEDIDO	CILINDRO DE GÁS	KIT DE MANUTENÇÃO	FLANGE	ADAPTADOR DE CARGA

ASP 250

Threaded

AZOL GAS

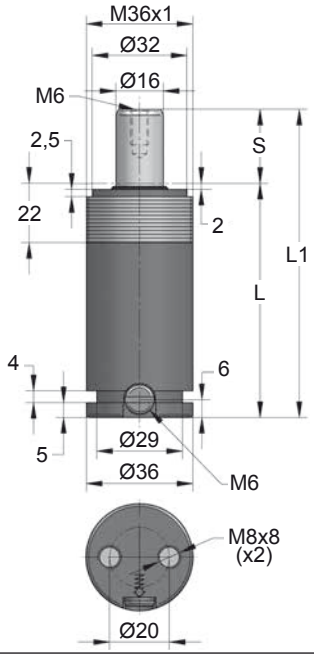

ORDER	S (mm)	L1 ±0,25 (mm)	L (mm)	Kg.
ASP 250 015	15	84	69	0.40
ASP 250 025	25	104	79	0.45
ASP 250 038	38	130	92	0.51
ASP 250 050	50	154	104	0.56
ASP 250 063	63.5	181	117.5	0.62
ASP 250 080	80	214	134	0.73
ASP 250 100	100	254	154	0.80

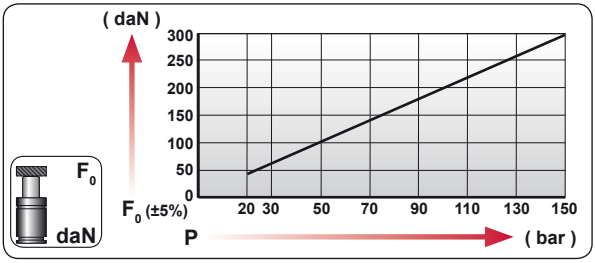

CODE		bar	psi	F0 daN	F1 daN
ASP 250 050		125	1810	250	360
---------		---	---	---	---

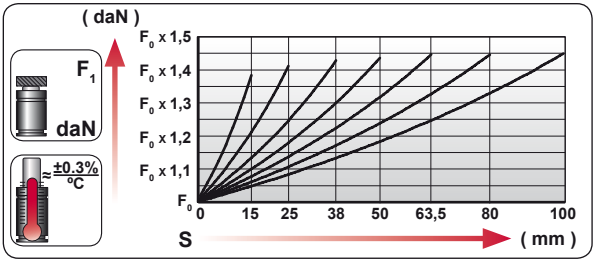

ENG	ORDER
DEU	BESTELLUNG
FRA	COMMANDE
ITA	ORDINE
ESP	PEDIDO
POR	PEDIDO

F0 daN — S mm

ASP 250 50

ASP 250 050

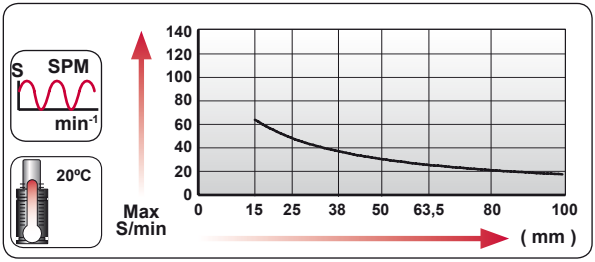

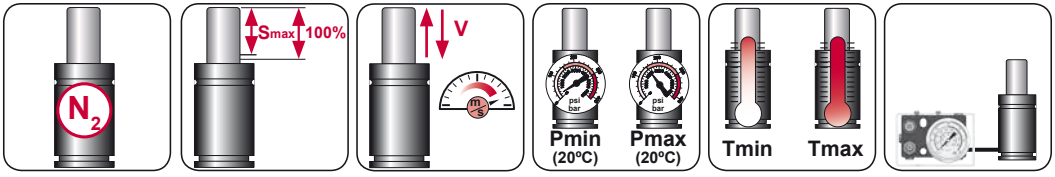

N_2	Smax < 90%	Vmax 1,6 m/s	bar psi 20 290	bar psi 150 2175	ºC ºF 0 32	ºC ºF 80 176

AZOL GAS

ASP 250 MOUNTS

Threaded

E03-036

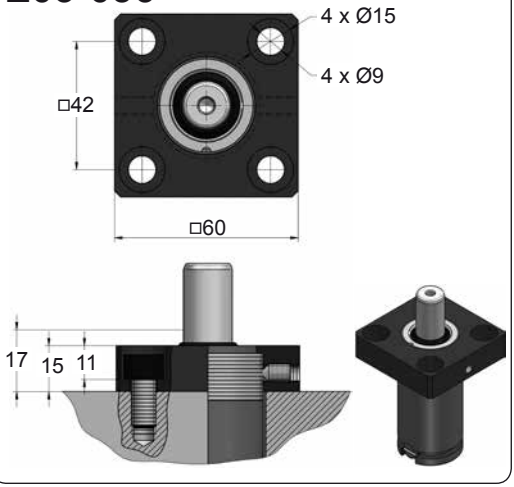







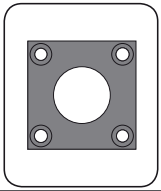

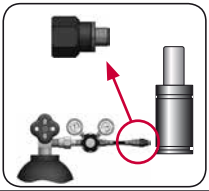

CODE		ASP 250 050	KIT XXXXXXX-S KIT XXXXXXX-C	E03-036	06 GA 11
ENG	ORDER	GAS SPRING	REPAIR KIT	FLANGE	CHARGING ADAPTER
DEU	BESTELLUNG	GASDRUCKFEDER	ERSATZTEILSATZ	FLANSCHE	LADEADAPTER
FRA	COMMANDE	RESSORT À GAZ	KIT DE RÉPARATION	BRIDE	RACCORD DE CHARGE
ITA	ORDINE	CILINDRO AD AZOTO	KIT DI MANUTENZIONE	FLANGE	ADATTATORE DI CARICO
ESP	PEDIDO	RESORTE DE GAS	KIT DE REPARACION	BRIDA	ADAPTADOR DE CARGA
POR	PEDIDO	CILINDRO DE GÁS	KIT DE MANUTENÇÃO	FLANGE	ADAPTADOR DE CARGA

ASP 300

Threaded

AZOL GAS

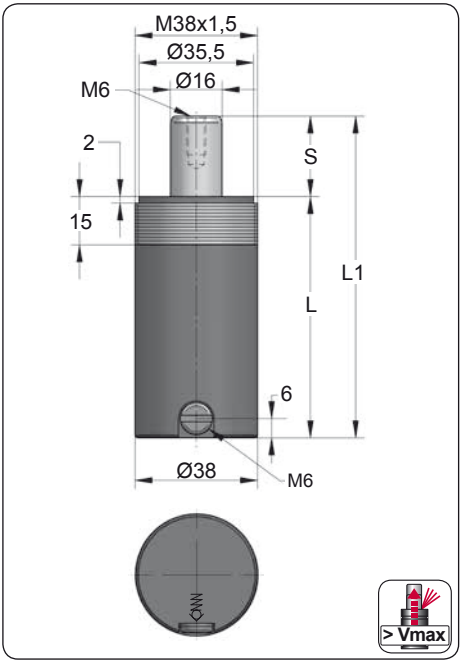

ORDER	S (mm)	L1 ±0,25 (mm)	L (mm)	Kg.
ASP 300 012	12.7	75.4	62.7	0.43
ASP 300 025	25	100	75	0.50
ASP 300 038	38	126	88	0.59
ASP 300 050	50	150	100	0.63
ASP 300 063	63.5	177	113.5	0.71
ASP 300 080	80	210	130	0.81
ASP 300 100	100	250	150	0.93

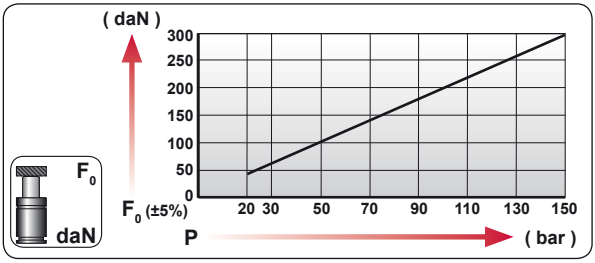

CODE	bar	psi	F_0 daN	F_1 daN
ASP 300 050	150	2175	300	430
---------	---	---	---	---

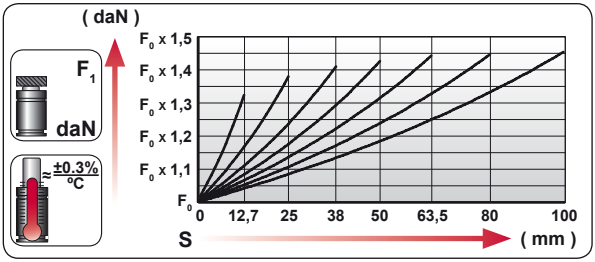

	ENG	ORDER
	DEU	BESTELLUNG
	FRA	COMMANDE
	ITA	ORDINE
	ESP	PEDIDO
	POR	PEDIDO

F_0 daN — S mm

ASP 300 050

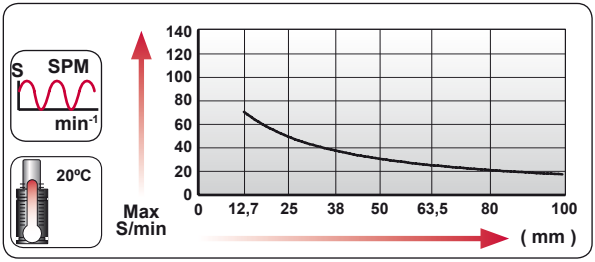



N_2	Smax < 90%	Vmax 1,6 m/s	bar psi 20 290	bar psi 150 2175	ºC ºF 0 32	ºC ºF 80 176	

AZOL GAS

ASP 300 MOUNTS

Threaded

E08-038

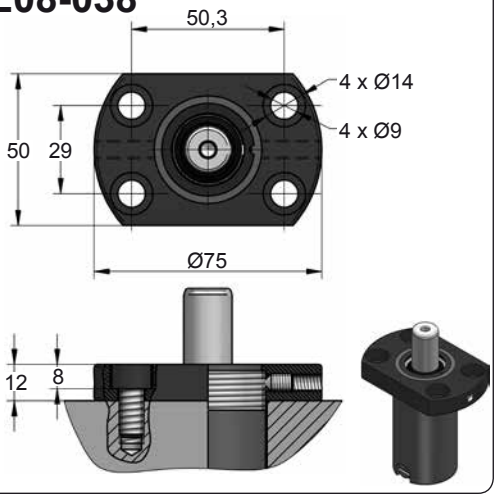







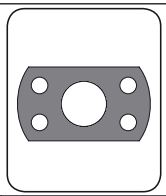

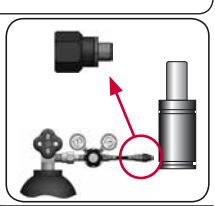

CODE		ASP 300 050	KIT XXXXXXX-S KIT XXXXXXX-C	E08-038	06 GA 11
ENG	ORDER	GAS SPRING	REPAIR KIT	FLANGE	CHARGING ADAPTER
DEU	BESTELLUNG	GASDRUCKFEDER	ERSATZTEILSATZ	FLANSCHE	LADEADAPTER
FRA	COMMANDE	RESSORT À GAZ	KIT DE RÉPARATION	BRIDE	RACCORD DE CHARGE
ITA	ORDINE	CILINDRO AD AZOTO	KIT DI MANUTENZIONE	FLANGE	ADATTATORE DI CARICO
ESP	PEDIDO	RESORTE DE GAS	KIT DE REPARACION	BRIDA	ADAPTADOR DE CARGA
POR	PEDIDO	CILINDRO DE GÁS	KIT DE MANUTENÇÃO	FLANGE	ADAPTADOR DE CARGA

ASP 500

Threaded

AZOL GAS

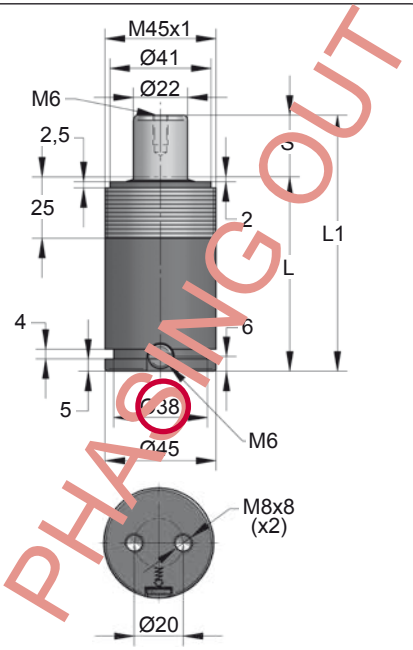

PHASING OUT

ORDER	S (mm)	L1 ±0,25 (mm)	L (mm)	Kg.
ASP 500 015	15	84	69	0.63
ASP 500 025	25	104	79	0.71
ASP 500 038	38	130	92	0.80
ASP 500 050	50	154	104	0.87
ASP 500 063	63.5	181	117.5	0.93
ASP 500 080	80	214	134	1.03
ASP 500 100	100	254	154	1.17

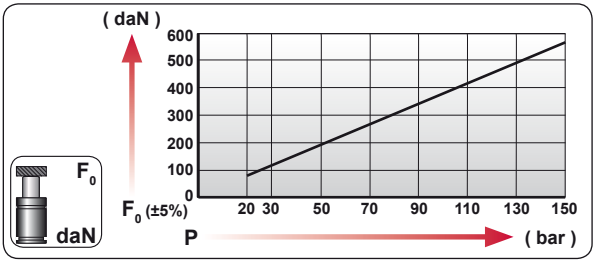

CODE	bar	psi	F0 daN	F1 daN
ASP 500 050	130	1885	495	725
---------	---	---	---	---

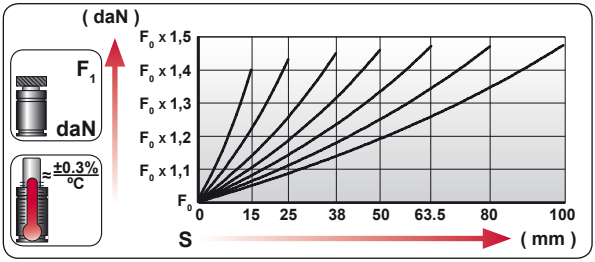

ENG	ORDER
DEU	BESTELLUNG
FRA	COMMANDE
ITA	ORDINE
ESP	PEDIDO
POR	PEDIDO

F0 daN — S mm

ASP 500 50

ASP 500 050

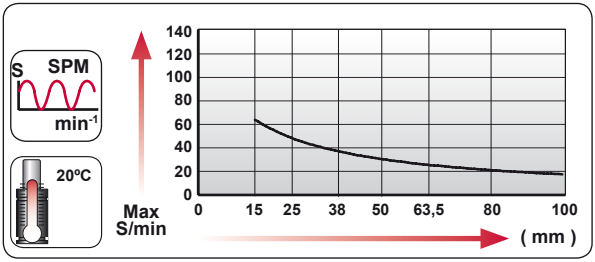



N_2	Smax < 90%	Vmax 1,6 m/s	bar psi 20 290	bar psi 150 2175	ºC ºF 0 32	ºC ºF 80 176	

AZOL GAS

ASP 500 MOUNTS

Threaded

E03-045

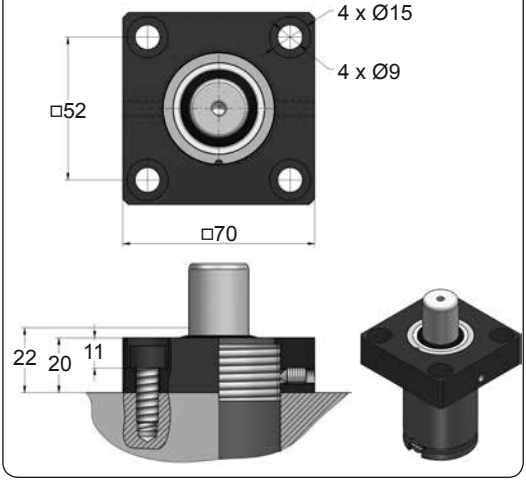







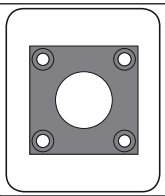

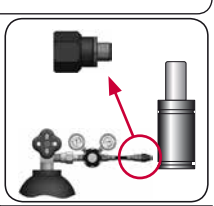

CODE		ASP 500 050	KIT XXXXXXX-S KIT XXXXXXX-C	E03-045	06 GA 11
ENG	ORDER	GAS SPRING	REPAIR KIT	FLANGE	CHARGING ADAPTER
DEU	BESTELLUNG	GASDRUCKFEDER	ERSATZTEILSATZ	FLANSCHE	LADEADAPTER
FRA	COMMANDE	RESSORT À GAZ	KIT DE RÉPARATION	BRIDE	RACCORD DE CHARGE
ITA	ORDINE	CILINDRO AD AZOTO	KIT DI MANUTENZIONE	FLANGE	ADATTATORE DI CARICO
ESP	PEDIDO	RESORTE DE GAS	KIT DE REPARACION	BRIDA	ADAPTADOR DE CARGA
POR	PEDIDO	CILINDRO DE GÁS	KIT DE MANUTENÇÃO	FLANGE	ADAPTADOR DE CARGA

ASP 500 V1

Threaded

AZOL GAS

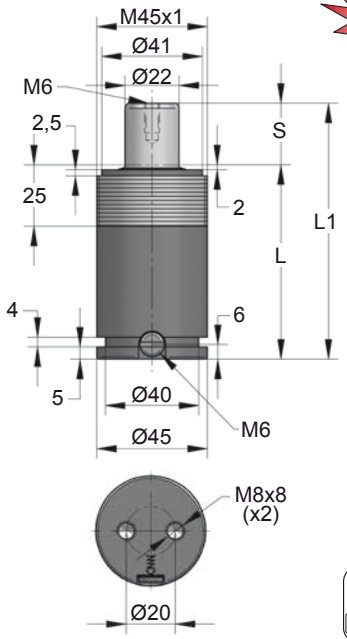

ORDER	S (mm)	L1 ±0,25 (mm)	L (mm)	Kg.
ASP 500 015 V1	15	84	69	0.63
ASP 500 025 V1	25	104	79	0.71
ASP 500 038 V1	38	130	92	0.80
ASP 500 050 V1	50	154	104	0.87
ASP 500 063 V1	63.5	181	117.5	0.93
ASP 500 080 V1	80	214	134	1.03
ASP 500 100 V1	100	254	154	1.17

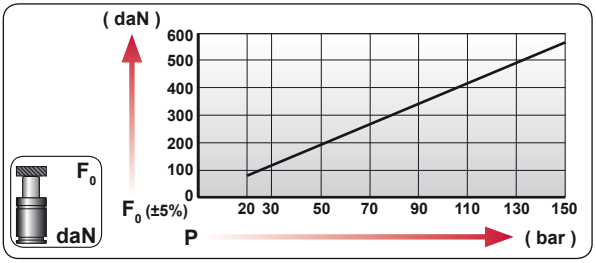

CODE	bar	psi	F_0 daN	F_1 daN
ASP 500 050 V1	130	1885	495	725
---------	---	---	---	---

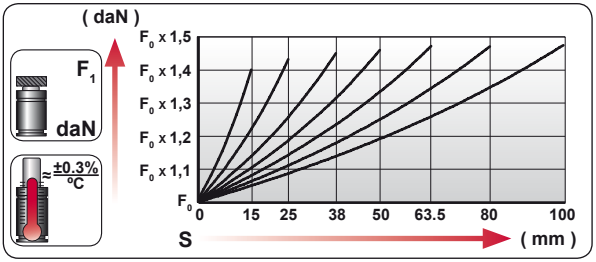

ENG	ORDER
DEU	BESTELLUNG
FRA	COMMANDE
ITA	ORDINE
ESP	PEDIDO
POR	PEDIDO



ASP 500 50

ASP 500 050 V1

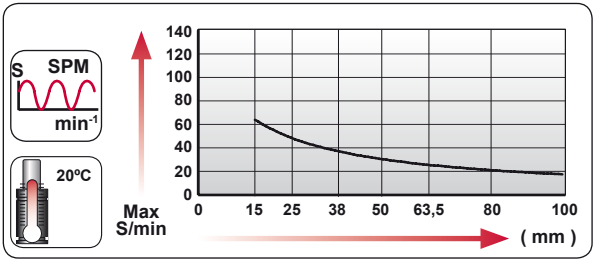

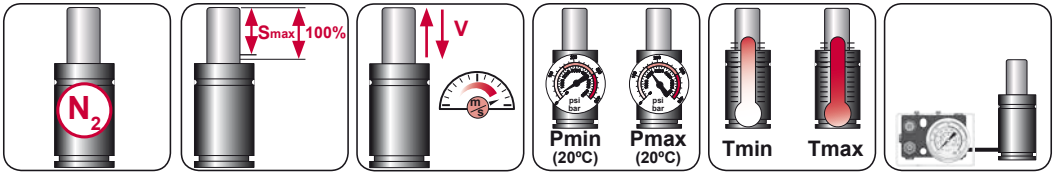

N_2	Smax < 90%	Vmax 1,6 m/s	bar psi 20 290	bar psi 150 2175	ºC ºF 0 32	ºC ºF 80 176

AZOL GAS

ASP 500 V1 MOUNTS

Threaded

E03-045

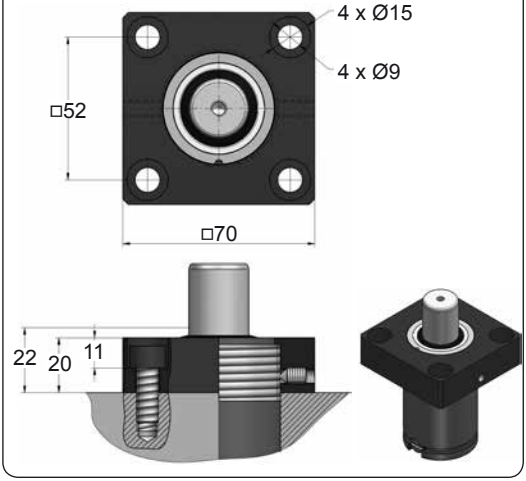







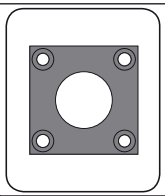

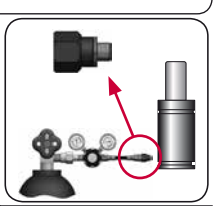

CODE		ASP 500 050 V1	KIT XXXXXXX-S KIT XXXXXXX-C	E03-045	06 GA 11
ENG	ORDER	GAS SPRING	REPAIR KIT	FLANGE	CHARGING ADAPTER
DEU	BESTELLUNG	GASDRUCKFEDER	ERSATZTEILSATZ	FLANSCHE	LADEADAPTER
FRA	COMMANDE	RESSORT À GAZ	KIT DE RÉPARATION	BRIDE	RACCORD DE CHARGE
ITA	ORDINE	CILINDRO AD AZOTO	KIT DI MANUTENZIONE	FLANGE	ADATTATORE DI CARICO
ESP	PEDIDO	RESORTE DE GAS	KIT DE REPARACION	BRIDA	ADAPTADOR DE CARGA
POR	PEDIDO	CILINDRO DE GÁS	KIT DE MANUTENÇÃO	FLANGE	ADAPTADOR DE CARGA

AST 200

Threaded

AZOL GAS

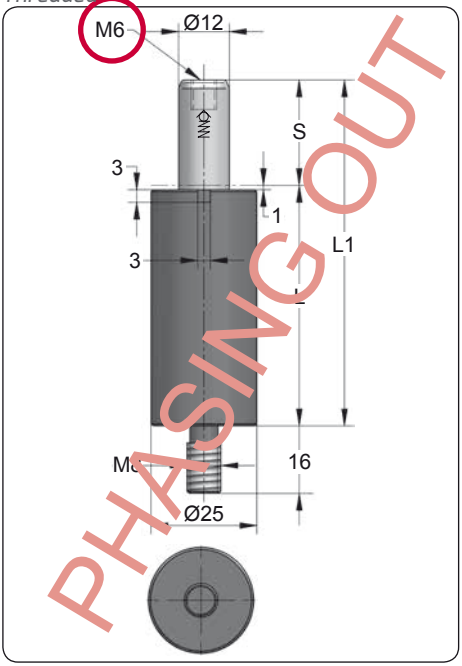

CODE	S (mm)	L1 ±0,25 (mm)	L (mm)	Kg.
AST 200 007	7	46	39	0.12
AST 200 012	12	56	44	0.13
AST 200 016	16	64	48	0.14
AST 200 025	25	82	57	0.16
AST 200 038	38	108	70	0.19
AST 200 050	50	132	82	0.21
AST 200 063	63	158	95	0.24

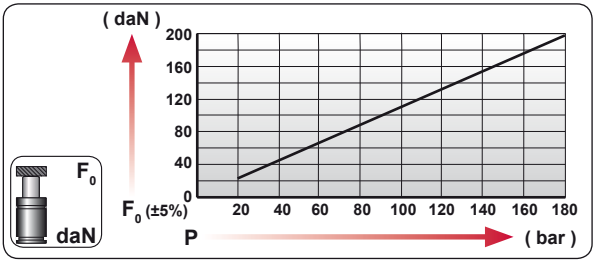

CODE	bar	psi	F_0 daN	F_1 daN
AST 200 050	170	2465	190	280
---------	---	---	---	---

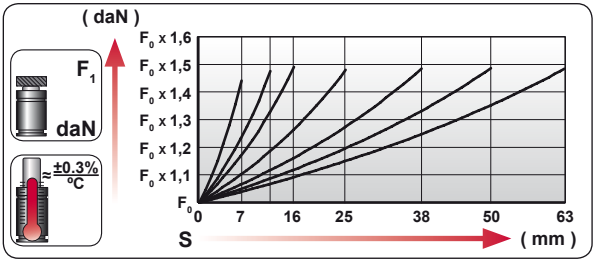

ENG	ORDER
DEU	BESTELLUNG
FRA	COMMANDE
ITA	ORDINE
ESP	PEDIDO
POR	PEDIDO

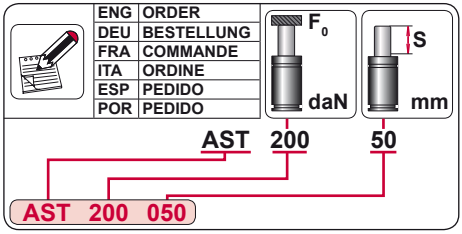

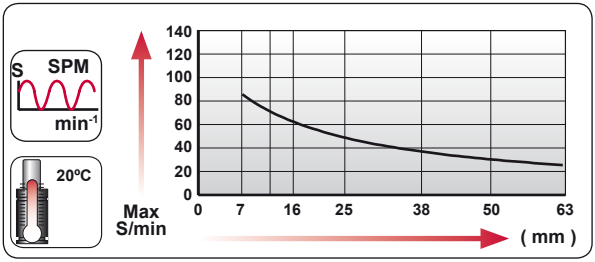

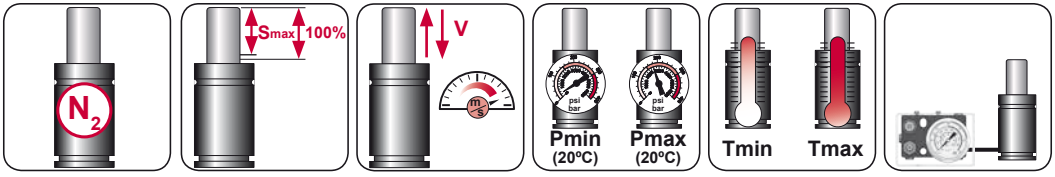

N_2	Smax < 90%	Vmax 1,6 m/s	bar psi 20 290	bar psi 180 2610	°C °F 0 32	°C °F 80 176	

AZOL GAS

AST 200 MOUNTS

Threaded

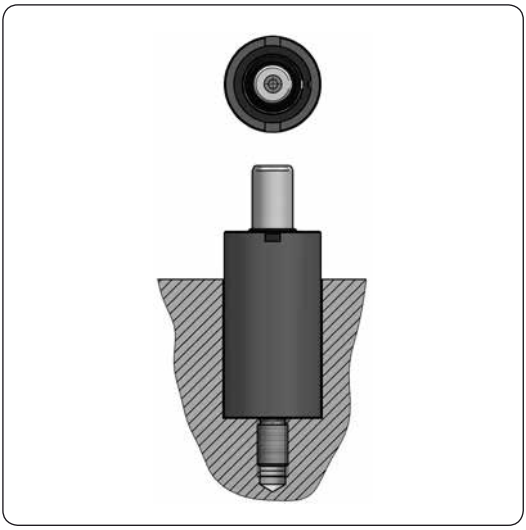













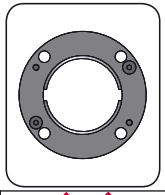

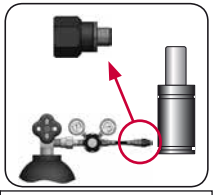

CODE		AST 200 050	KIT XXXXXXX-S KIT XXXXXXX-C	X	06 GA 11
ENG	ORDER	GAS SPRING	REPAIR KIT	FLANGE	CHARGING ADAPTER
DEU	BESTELLUNG	GASDRUCKFEDER	ERSATZTEILSATZ	FLANSCHE	LADEADAPTER
FRA	COMMANDE	RESSORT À GAZ	KIT DE RÉPARATION	BRIDE	RACCORD DE CHARGE
ITA	ORDINE	CILINDRO AD AZOTO	KIT DI MANUTENZIONE	FLANGE	ADATTATORE DI CARICO
ESP	PEDIDO	RESORTE DE GAS	KIT DE REPARACION	BRIDA	ADAPTADOR DE CARGA
POR	PEDIDO	CILINDRO DE GÁS	KIT DE MANUTENÇÃO	FLANGE	ADAPTADOR DE CARGA

AST 200 V1

Threaded

AZOL GAS

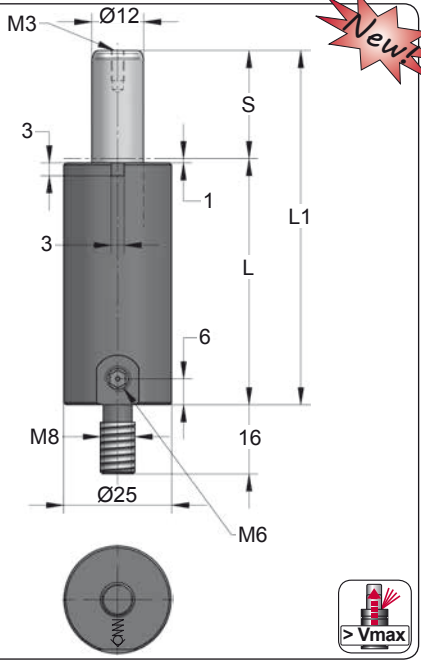

Newt

CODE	S (mm)	L1 ±0,25 (mm)	L (mm)	Kg.
AST 200 007 V1	7	46	39	0.12
AST 200 012 V1	12	56	44	0.13
AST 200 016 V1	16	64	48	0.14
AST 200 025 V1	25	82	57	0.16
AST 200 038 V1	38	108	70	0.19
AST 200 050 V1	50	132	82	0.21
AST 200 063 V1	63	158	95	0.24

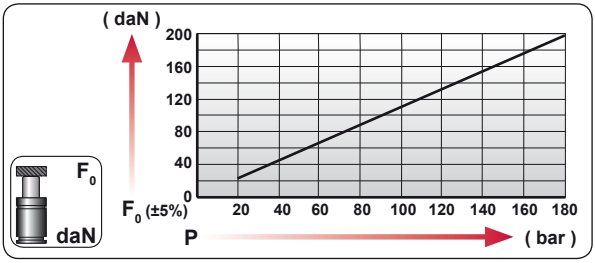

CODE	bar	psi	F0 daN	F1 daN
AST 200 050 V1	170	2465	190	280
---------	---	---	---	---

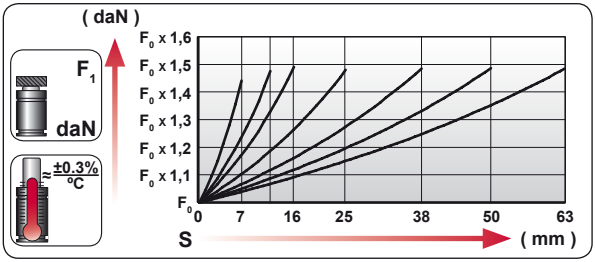

ENG	ORDER
DEU	BESTELLUNG
FRA	COMMANDE
ITA	ORDINE
ESP	PEDIDO
POR	PEDIDO



AST 200 50

AST 200 050 V1

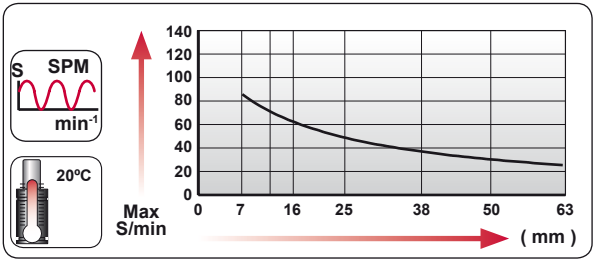



N_2	Smax < 90%	Vmax 1,6 m/s	bar psi 20 290	bar psi 180 2610	°C °F 0 32	°C °F 80 176

AZOL GAS

AST 200 V1 *MOUNTS*

Threaded

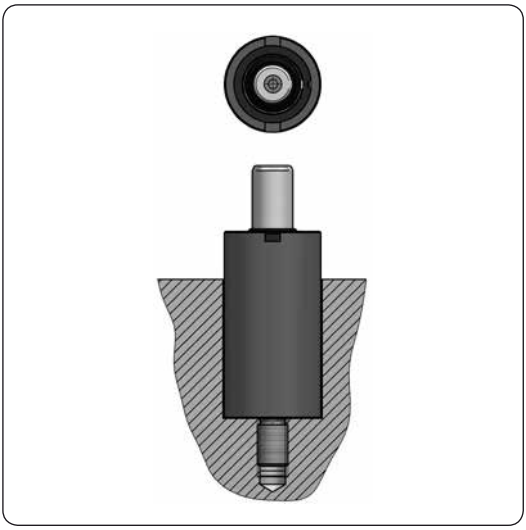







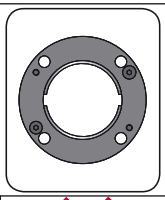

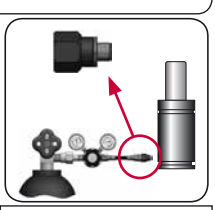

CODE		AST 200 050 V1	KIT XXXXXXX-S KIT XXXXXXX-C	X	06 GA 11
ENG	ORDER	GAS SPRING	REPAIR KIT	FLANGE	CHARGING ADAPTER
DEU	BESTELLUNG	GASDRUCKFEDER	ERSATZTEILSATZ	FLANSCHE	LADEADAPTER
FRA	COMMANDE	RESSORT À GAZ	KIT DE RÉPARATION	BRIDE	RACCORD DE CHARGE
ITA	ORDINE	CILINDRO AD AZOTO	KIT DI MANUTENZIONE	FLANGE	ADATTATORE DI CARICO
ESP	PEDIDO	RESORTE DE GAS	KIT DE REPARACION	BRIDA	ADAPTADOR DE CARGA
POR	PEDIDO	CILINDRO DE GÁS	KIT DE MANUTENÇÃO	FLANGE	ADAPTADOR DE CARGA

AST 250

Threaded

AZOL GAS

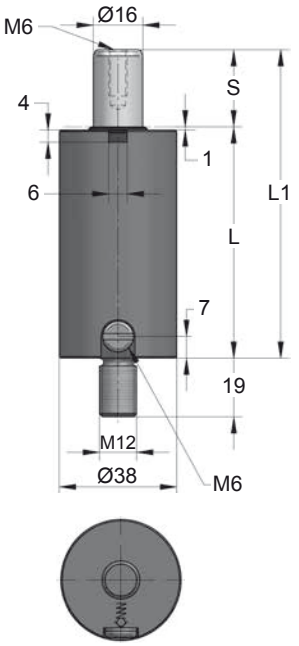

> Vmax

ORDER	S (mm)	L1 ±0,25 (mm)	L (mm)	Kg.
AST 250 012	12.7	75.4	62.7	0.46
AST 250 025	25	100	75	0.53
AST 250 038	38	126	88	0.61
AST 250 050	50	150	100	0.67
AST 250 063	63.5	177	113.5	0.75
AST 250 080	80	210	130	0.84
AST 250 100	100	250	150	0.96

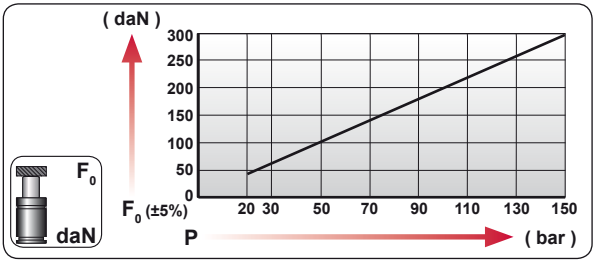

CODE		bar	psi	F_0 daN	F_1 daN
AST 250 050		125	1810	250	365
---------		---	---	---	---

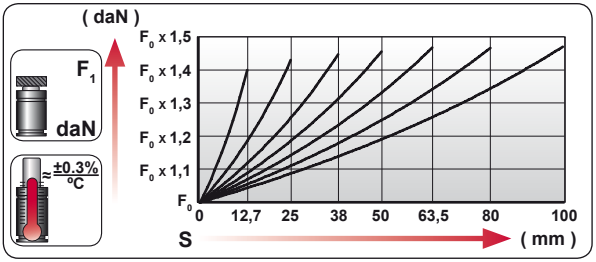

ENG	ORDER
DEU	BESTELLUNG
FRA	COMMANDE
ITA	ORDINE
ESP	PEDIDO
POR	PEDIDO



AST 250 50

AST 250 050

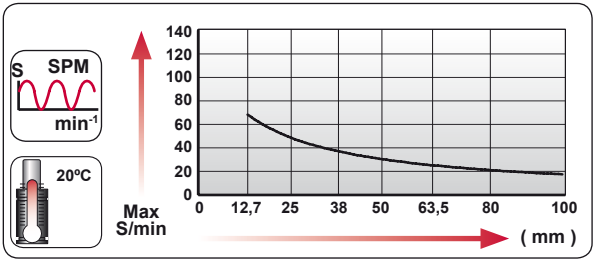

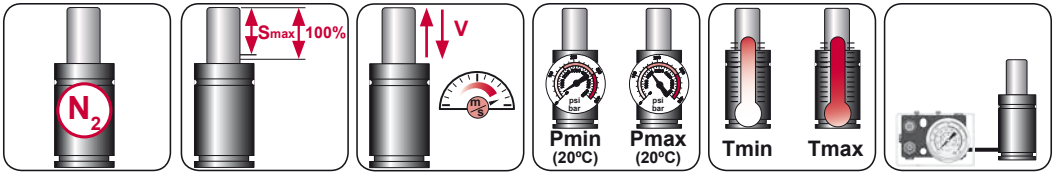

N_2	Smax < 90%	Vmax 1,6 m/s	bar psi 20 290	bar psi 150 2175	ºC ºF 0 32	ºC ºF 80 176	

AZOL GAS

AST 250 MOUNTS

Threaded

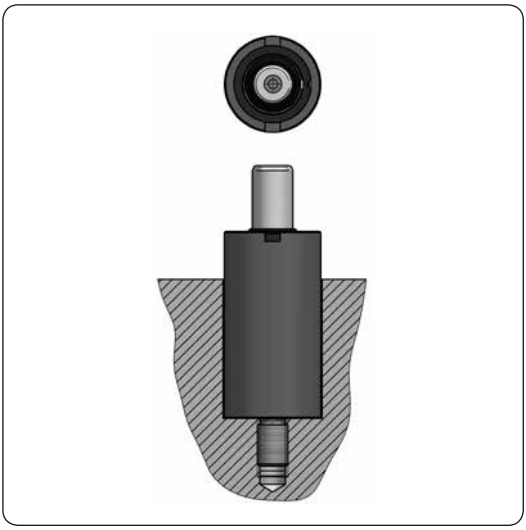













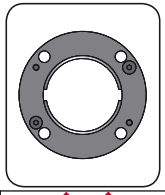

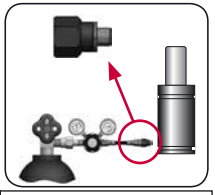

CODE		AST 250 050	KIT XXXXXXX-S KIT XXXXXXX-C	X	06 GA 11
ENG	ORDER	GAS SPRING	REPAIR KIT	FLANGE	CHARGING ADAPTER
DEU	BESTELLUNG	GASDRUCKFEDER	ERSATZTEILSATZ	FLANSCHE	LADEADAPTER
FRA	COMMANDE	RESSORT À GAZ	KIT DE RÉPARATION	BRIDE	RACCORD DE CHARGE
ITA	ORDINE	CILINDRO AD AZOTO	KIT DI MANUTENZIONE	FLANGE	ADATTATORE DI CARICO
ESP	PEDIDO	RESORTE DE GAS	KIT DE REPARACION	BRIDA	ADAPTADOR DE CARGA
POR	PEDIDO	CILINDRO DE GÁS	KIT DE MANUTENÇÃO	FLANGE	ADAPTADOR DE CARGA

AST 300

Threaded

AZOL GAS

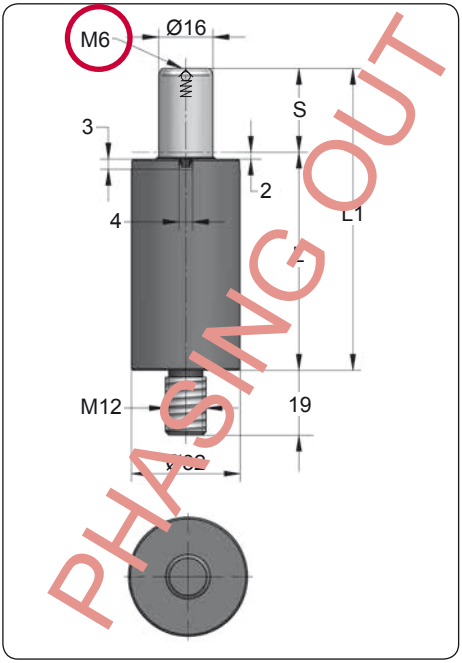

CODE	S (mm)	L1 ±0,25 (mm)	L (mm)	Kg.
AST 300 007	7	53	46	0.23
AST 300 012	12	63	51	0.25
AST 300 016	16	71	55	0.26
AST 300 025	25	89	64	0.30
AST 300 038	38	115	77	0.35
AST 300 050	50	139	89	0.40
AST 300 063	63	165	102	0.45
AST 300 080	80	199	119	0.51

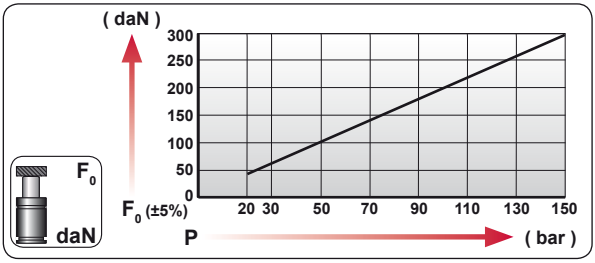

CODE	bar	psi	F_0 daN	F_1 daN
AST 300 050	150	2175	300	460
---------	---	---	---	---

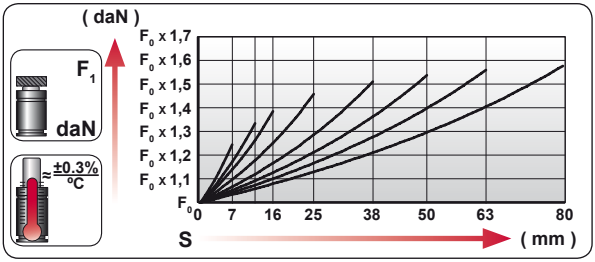

ENG	ORDER
DEU	BESTELLUNG
FRA	COMMANDE
ITA	ORDINE
ESP	PEDIDO
POR	PEDIDO

F_0 daN — S mm

AST 300 50

AST 300 050

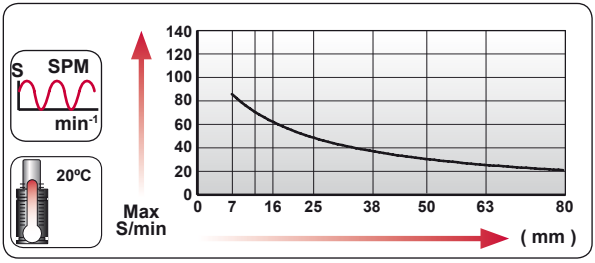



N_2	Smax < 90%	Vmax 1,6 m/s	bar psi 20 290	bar psi 150 2175	ºC ºF 0 32	ºC ºF 80 176	

AZOL GAS

AST 300 MOUNTS

Threaded

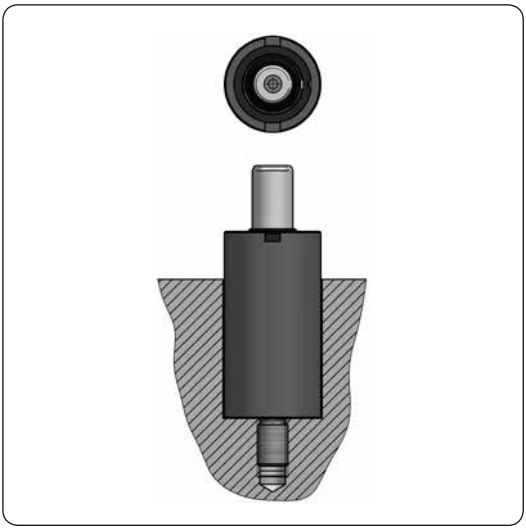













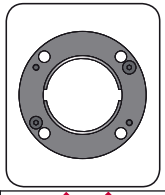

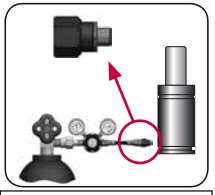

CODE		AST 300 050	KIT XXXXXXX-S KIT XXXXXXX-C	X	06 GA 10 06 GA 11
ENG	ORDER	GAS SPRING	REPAIR KIT	FLANGE	CHARGING ADAPTER
DEU	BESTELLUNG	GASDRUCKFEDER	ERSATZTEILSATZ	FLANSCHE	LADEADAPTER
FRA	COMMANDE	RESSORT À GAZ	KIT DE RÉPARATION	BRIDE	RACCORD DE CHARGE
ITA	ORDINE	CILINDRO AD AZOTO	KIT DI MANUTENZIONE	FLANGE	ADATTATORE DI CARICO
ESP	PEDIDO	RESORTE DE GAS	KIT DE REPARACION	BRIDA	ADAPTADOR DE CARGA
POR	PEDIDO	CILINDRO DE GÁS	KIT DE MANUTENÇÃO	FLANGE	ADAPTADOR DE CARGA

AST 300 V1

Threaded

AZOL GAS

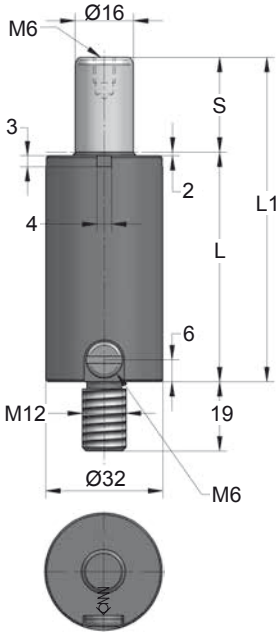

Newt

CODE	S (mm)	L1 ±0,25 (mm)	L (mm)	Kg.
AST 300 007 V1	7	53	46	0.23
AST 300 012 V1	12	63	51	0.25
AST 300 016 V1	16	71	55	0.26
AST 300 025 V1	25	89	64	0.30
AST 300 038 V1	38	115	77	0.35
AST 300 050 V1	50	139	89	0.40
AST 300 063 V1	63	165	102	0.45
AST 300 080 V1	80	199	119	0.51

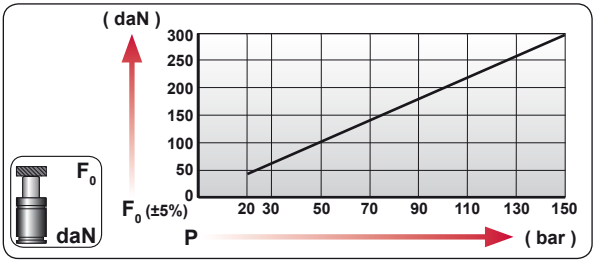

CODE	bar	psi	F_0 daN	F_1 daN
AST 300 050 V1	150	2175	300	460
---------	---	---	---	---

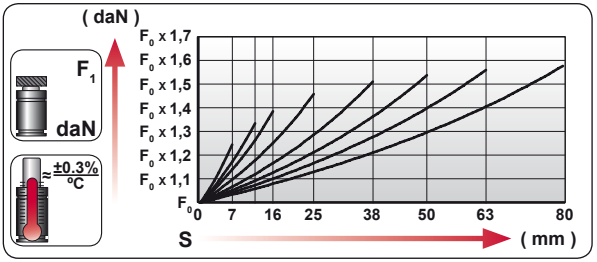

ENG	ORDER
DEU	BESTELLUNG
FRA	COMMANDE
ITA	ORDINE
ESP	PEDIDO
POR	PEDIDO

F_0 daN — S mm

AST 300 50

AST 300 050 V1

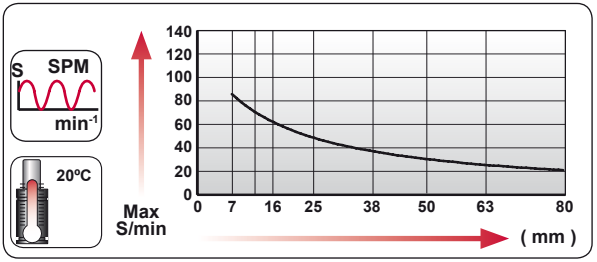



N_2	Smax < 90%	Vmax 1,6 m/s	bar psi 20 290	bar psi 150 2175	ºC ºF 0 32	ºC ºF 80 176

AZOL GAS

AST 300 V1 *MOUNTS*

Threaded

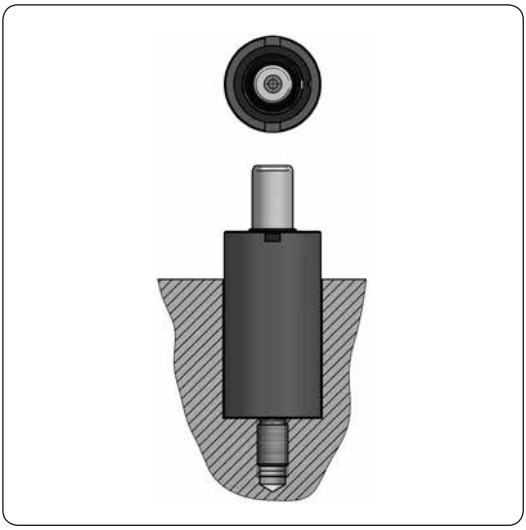







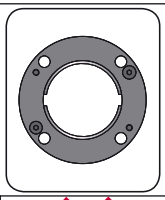

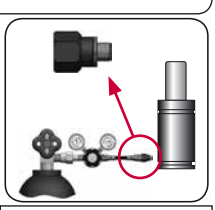

CODE		AST 300 050 V1	KIT XXXXXXX-S KIT XXXXXXX-C	X	06 GA 11
ENG	ORDER	GAS SPRING	REPAIR KIT	FLANGE	CHARGING ADAPTER
DEU	BESTELLUNG	GASDRUCKFEDER	ERSATZTEILSATZ	FLANSCHE	LADEADAPTER
FRA	COMMANDE	RESSORT À GAZ	KIT DE RÉPARATION	BRIDE	RACCORD DE CHARGE
ITA	ORDINE	CILINDRO AD AZOTO	KIT DI MANUTENZIONE	FLANGE	ADATTATORE DI CARICO
ESP	PEDIDO	RESORTE DE GAS	KIT DE REPARACION	BRIDA	ADAPTADOR DE CARGA
POR	PEDIDO	CILINDRO DE GÁS	KIT DE MANUTENÇÃO	FLANGE	ADAPTADOR DE CARGA

AST 1000

Threaded

AZOL GAS

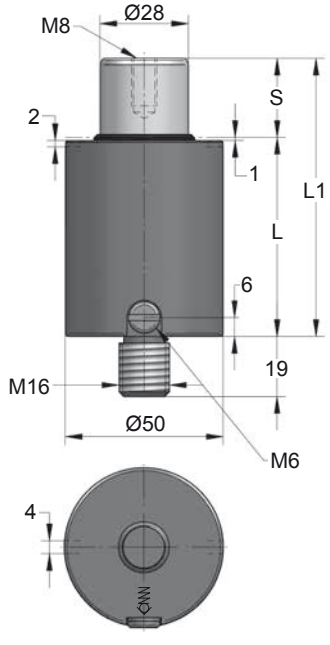

ORDER	S (mm)	L1 ±0,25 (mm)	L (mm)	Kg.
AST 1000 013	13	64	51	0.68
AST 1000 016	16	70	54	0.71
AST 1000 019	19	76	57	0.74
AST 1000 025	25	88	63	0.80
AST 1000 032	32	102	70	0.86
AST 1000 038	38	114	76	0.92
AST 1000 050	50	138	88	1.03
AST 1000 063	63	164	101	1.16
AST 1000 075	75	188	113	1.27
AST 1000 080	80	198	118	1.32
AST 1000 100	100	238	138	1.51
AST 1000 125	125	288	163	1.75

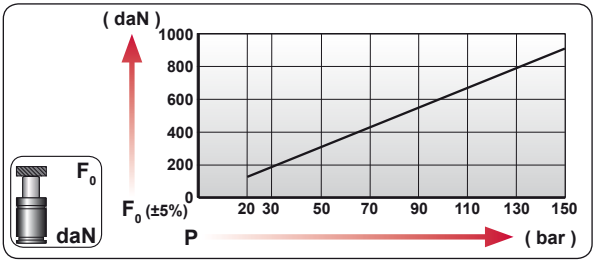

CODE		bar	psi	F_0 daN	F_1 daN
AST 1000 050		150	2175	920	1645
---------		---	---	---	---

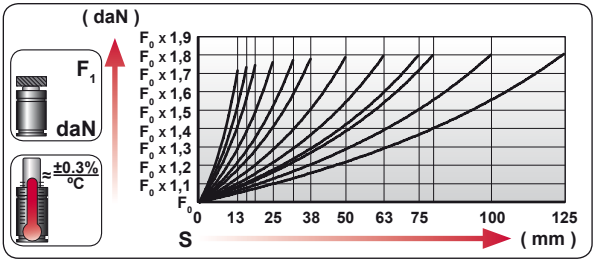

ENG	ORDER
DEU	BESTELLUNG
FRA	COMMANDE
ITA	ORDINE
ESP	PEDIDO
POR	PEDIDO



AST 1000 50

AST 1000 050

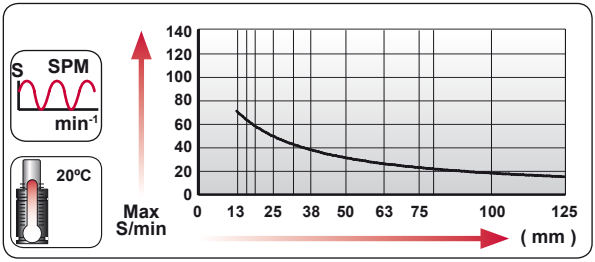



N_2	Smax < 90%	Vmax 1,6 m/s	bar psi 20 290	bar psi 150 2175	ºC ºF 0 32	ºC ºF 80 176	

AZOL GAS

AST 1000 MOUNTS

Threaded

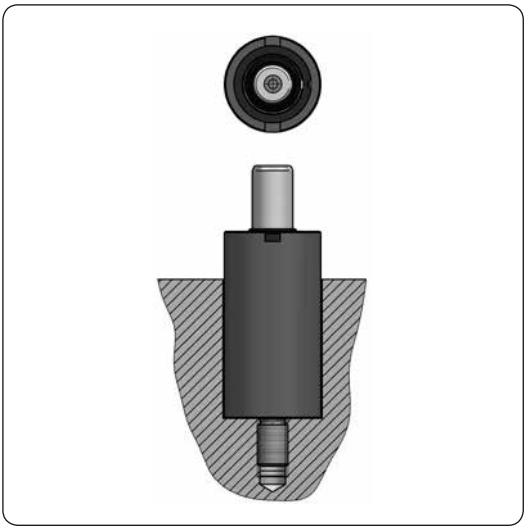













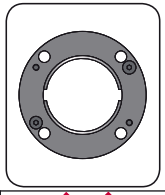

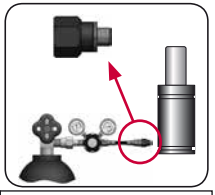

CODE		AST 1000 050	KIT XXXXXXX-S KIT XXXXXXX-C	X	06 GA 11
ENG	ORDER	GAS SPRING	REPAIR KIT	FLANGE	CHARGING ADAPTER
DEU	BESTELLUNG	GASDRUCKFEDER	ERSATZTEILSATZ	FLANSCHE	LADEADAPTER
FRA	COMMANDE	RESSORT À GAZ	KIT DE RÉPARATION	BRIDE	RACCORD DE CHARGE
ITA	ORDINE	CILINDRO AD AZOTO	KIT DI MANUTENZIONE	FLANGE	ADATTATORE DI CARICO
ESP	PEDIDO	RESORTE DE GAS	KIT DE REPARACION	BRIDA	ADAPTADOR DE CARGA
POR	PEDIDO	CILINDRO DE GÁS	KIT DE MANUTENÇÃO	FLANGE	ADAPTADOR DE CARGA

AZOL GAS

APF/AG ISO

MODEL	F_0	Ø	S	L1	Pmax	Charge Port		
APFA 150	150	Ø32	10 - 125	70 - 300	180	M6	✗	✓
APFC-H 150	150	Ø32	10 - 125	70 - 300	180	G1/8"	✓	✓
APFA 250	250	Ø38	10 - 125	70 - 300	150	M6	✓	✓
APFC-H 250	250	Ø38	10 - 125	70 - 300	150	G1/8"	✓	✓
APF 500	500	Ø45	10 - 160	105 - 405	150	G1/8"	✓	✓
AG 750	750	Ø50	12.7 - 300	120.4 - 695	150	G1/8"	✓	✓
AG 1500	1500	Ø75	12.7 - 300	135.4 - 710	150	G1/8"	✓	✓
AG 3000	3000	Ø95	12.7 - 300	145.4 - 720	150	G1/8"	✓	✓
AG 5000	5000	Ø120	12.7 - 300	165.4 - 740	150	G1/8"	✓	✓
AG 7500	7500	Ø150	12.7 - 300	180.4 - 755	150	G1/8"	✓	✓
AG 10000	10000	Ø195	12.7 - 300	185.4 - 760	150	G1/8"	✓	✓

S mm		50	50	50	50	50	50	50
Ø mm		Ø50	Ø50	Ø50	Ø50	Ø50	Ø50	Ø50
L1 mm		L1=131 L1=138 L1=152	L1=138	L1=138 L1=150 L1=150	L1=170 L1=185 L1=195	L1=195	L1=165 L1=190	L1=220
F_0 daN		1000 1000 1000	1000	1000 1000 750	750 1000 1000	750	1700 2000	1800
MODEL	✗	CR 1000 CW 1000 KZ 1000	AS 1000	CT 1000 CK 1000 FD 750	GN 750 CM 1000 CD 1000	AG 750	CPH 1700 CP 2000	CS 1800
SERIES	MINI	COMPACT HEIGHT	THREADED	LOW PROFILE	HEAVY DUTY	ISO	HEAVY LOAD	POWER COMPACT STROKE

APFA 150

ISO

BMW	B2 4006			PSA	E24.54.815.G
MB	B8 3180 220 000 001	GM	90.25	RENAULT	EM24.54.700
VW	39D 878				

AZOL GAS

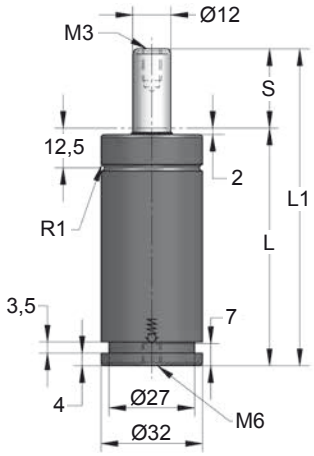

CODE	S (mm)	L1 ±0,25 (mm)	L (mm)	Kg.
APFA ___ 010	10	70	60	0.24
APFA ___ 012	12.7	75.4	62.7	0.30
APFA ___ 016	16	82	66	0.32
APFA ___ 025	25	100	75	0.35
APFA ___ 038	38	126	88	0.39
APFA ___ 050	50	150	100	0.42
APFA ___ 063	63.5	177	113.5	0.48
APFA ___ 080	80	210	130	0.54
APFA ___ 100	100	250	150	0.59
APFA ___ 125	125	300	175	0.68

PED · ISO 11901 · VDI 3003 · CNOMO EM.24.54

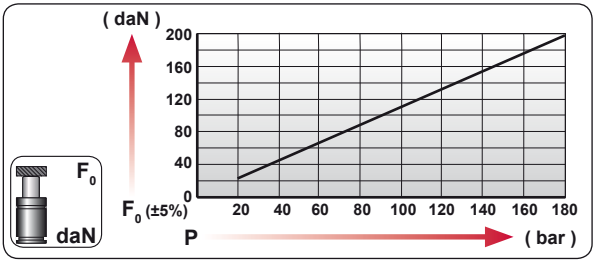

CODE	COLOR	bar	psi	F0 daN	F1 daN
APFA 50 050	Green	45	650	50	65
APFA 100 050	Blue	90	1305	100	130
APFA 150 050	Red	135	1960	150	195
APFA 200 050	Yellow	180	2610	200	260

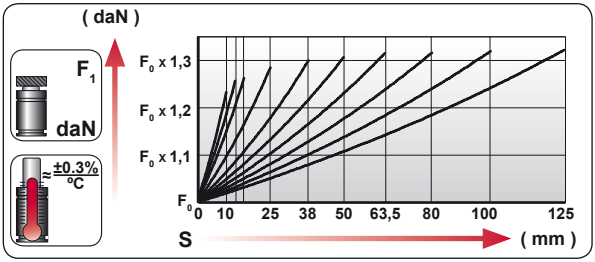

ENG	ORDER
DEU	BESTELLUNG
FRA	COMMANDE
ITA	ORDINE
ESP	PEDIDO
POR	PEDIDO



APFA 50 50

APFA 50 050

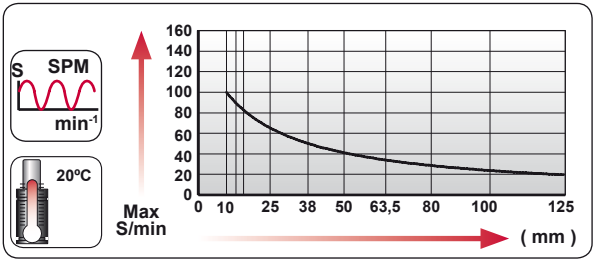



N_2	Smax < 90%	Vmax 1,6 m/s	bar psi 20 290	bar psi 180 2610	ºC ºF 0 32	ºC ºF 80 176	

AZOL GAS

APFA 150 MOUNTS

ISO

A14-032

ISO E24.54.815.G EM24.54.700/F

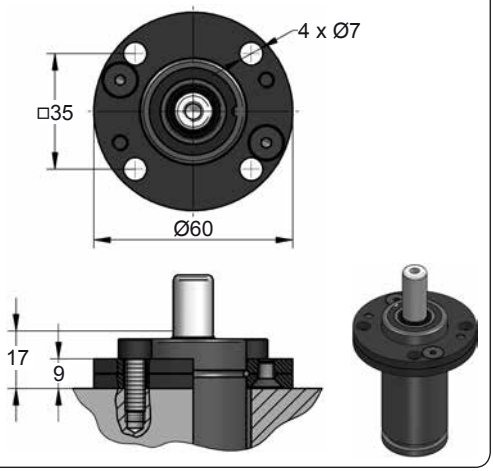

A34-032

VDI

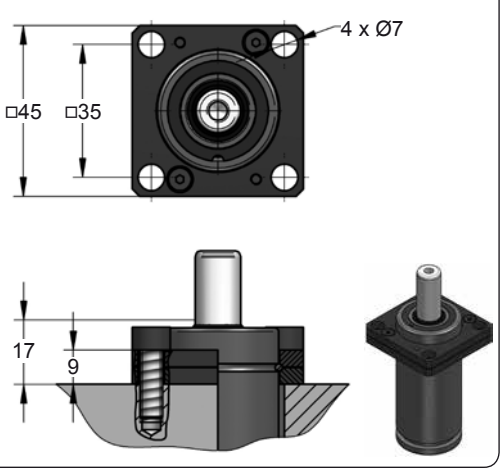

C20-032

ISO VDI E24.54.815.G EM24.54.700/F

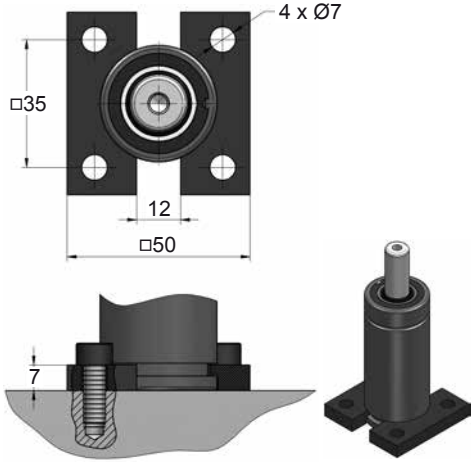

D02-032

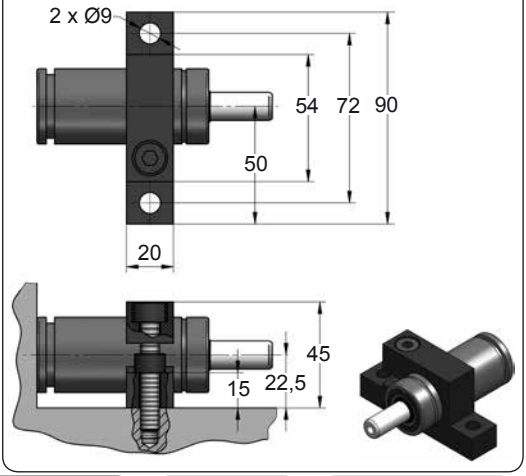







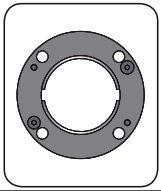

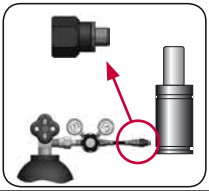

CODE		APFA 50 050	X	A14-032	06 GA 11
ENG	ORDER	GAS SPRING	REPAIR KIT	FLANGE	CHARGING ADAPTER
DEU	BESTELLUNG	GASDRUCKFEDER	ERSATZTEILSATZ	FLANSCHE	LADEADAPTER
FRA	COMMANDE	RESSORT À GAZ	KIT DE RÉPARATION	BRIDE	RACCORD DE CHARGE
ITA	ORDINE	CILINDRO AD AZOTO	KIT DI MANUTENZIONE	FLANGE	ADATTATORE DI CARICO
ESP	PEDIDO	RESORTE DE GAS	KIT DE REPARACION	BRIDA	ADAPTADOR DE CARGA
POR	PEDIDO	CILINDRO DE GÁS	KIT DE MANUTENÇÃO	FLANGE	ADAPTADOR DE CARGA

APFC-H 150

ISO

AZOL GAS

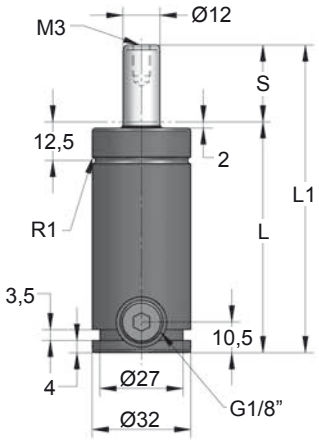

ORDER	S (mm)	L1 ±0,25 (mm)	L (mm)	Kg.
APFC-H 150 010	10	70	60	0.24
APFC-H 150 012	12.7	75.4	62.7	0.30
APFC-H 150 016	16	82	66	0.32
APFC-H 150 025	25	100	75	0.35
APFC-H 150 038	38	126	88	0.39
APFC-H 150 050	50	150	100	0.42
APFC-H 150 063	63.5	177	113.5	0.48
APFC-H 150 080	80	210	130	0.54
APFC-H 150 100	100	250	150	0.59
APFC-H 150 125	125	300	175	0.68

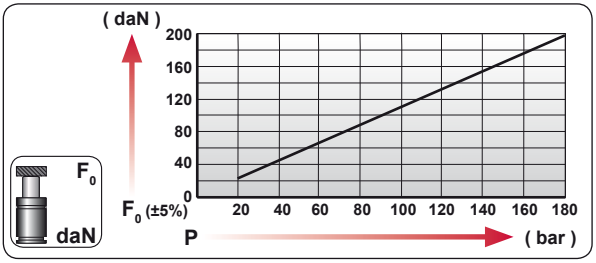

CODE	bar	psi	F0 daN	F1 daN
---------	---	---	---	---
APFC-H 150 050	0	0	---	---

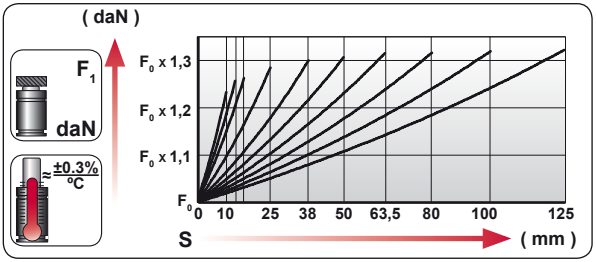

ENG	ORDER
DEU	BESTELLUNG
FRA	COMMANDE
ITA	ORDINE
ESP	PEDIDO
POR	PEDIDO

F0 daN — S mm

APFC-H 150 50

APFC-H 150 050

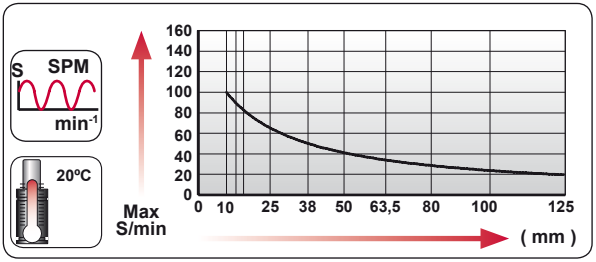



N_2	Smax < 90%	Vmax 1,6 m/s	bar psi 20 290	bar psi 180 2610	ºC ºF 0 32	ºC ºF 80 176	600 CP-

AZOL GAS

APFC-H 150 MOUNTS

ISO

A14-032

ISO E24.54.815.G EM24.54.700/F

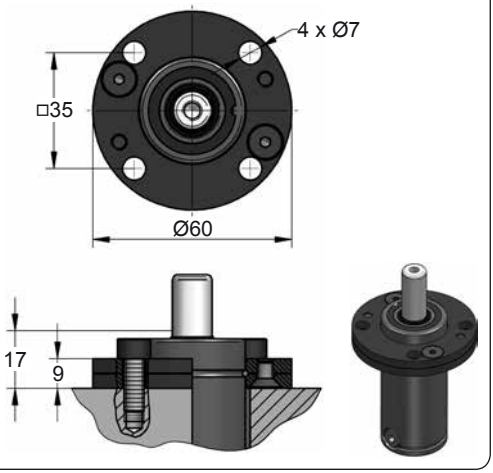

A34-032

VDI

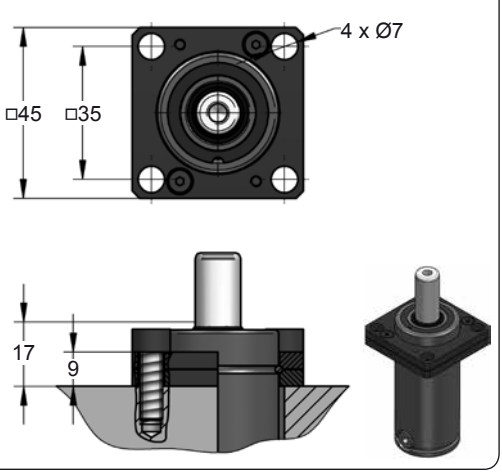

C05-032

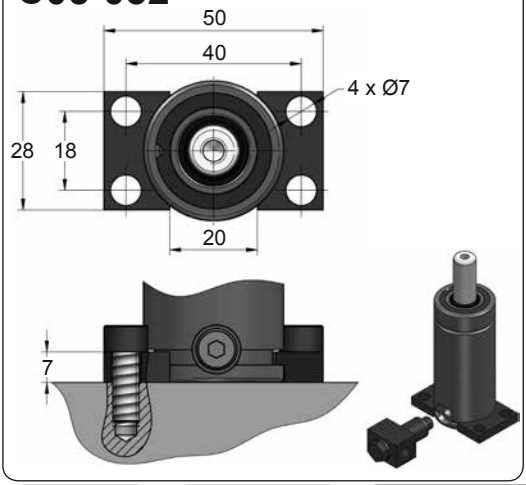

D02-032

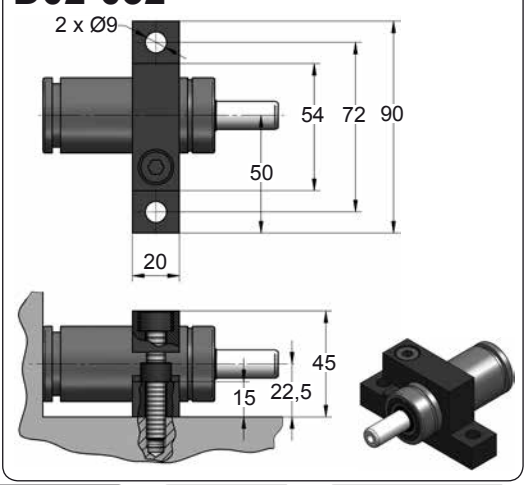







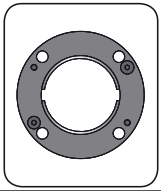

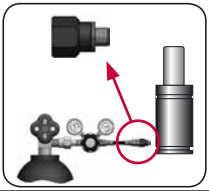

CODE		APFC-H 150 050	KIT XXXXXXX-S KIT XXXXXXX-C	A14-032	SKK 12R 1/8
ENG	ORDER	GAS SPRING	REPAIR KIT	FLANGE	CHARGING ADAPTER
DEU	BESTELLUNG	GASDRUCKFEDER	ERSATZTEILSATZ	FLANSCHE	LADEADAPTER
FRA	COMMANDE	RESSORT À GAZ	KIT DE RÉPARATION	BRIDE	RACCORD DE CHARGE
ITA	ORDINE	CILINDRO AD AZOTO	KIT DI MANUTENZIONE	FLANGE	ADATTATORE DI CARICO
ESP	PEDIDO	RESORTE DE GAS	KIT DE REPARACION	BRIDA	ADAPTADOR DE CARGA
POR	PEDIDO	CILINDRO DE GÁS	KIT DE MANUTENÇÃO	FLANGE	ADAPTADOR DE CARGA

APFA 250

ISO

BMW	B2 4006	**FORD**	W-DX35-6203	**PSA**	E24.54.815.G
		GM	90.25	**RENAULT**	EM24.54.700
VW	39D 878			**NISSAN**	K32S0

AZOL GAS

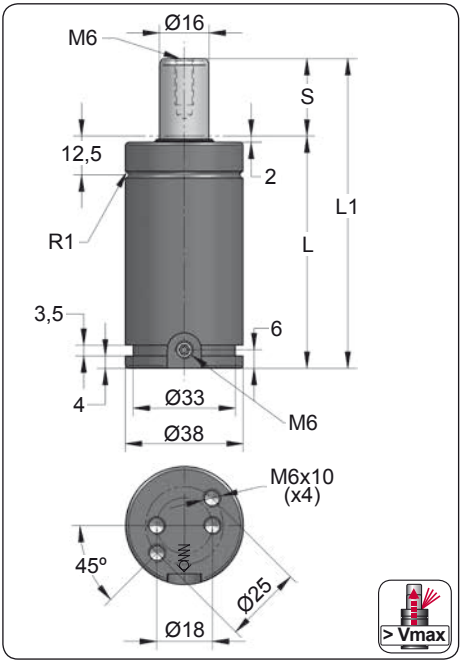

CODE	S (mm)	L1 ±0,25 (mm)	L (mm)	Kg.
APFA 250 010	10	70	60	0.41
APFA 250 012	12.7	75.4	62.7	0.43
APFA 250 016	16	82	66	0.45
APFA 250 019	19	88	69	0.47
APFA 250 025	25	100	75	0.50
APFA 250 038	38	126	88	0.58
APFA 250 050	50	150	100	0.65
APFA 250 063	63.5	177	113.5	0.73
APFA 250 080	80	210	130	0.83
APFA 250 100	100	250	150	0.95
APFA 250 125	125	300	175	1.10

PED · ISO 11901 · NAAMS · VDI 3003 · CNOMO EM.24.54

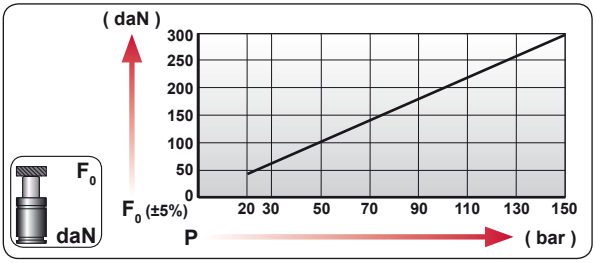

CODE	bar	psi	F_0 daN	F_1 daN
APFA 250 050	125	1810	250	360
APFA-H 250 050	0	0	---	---

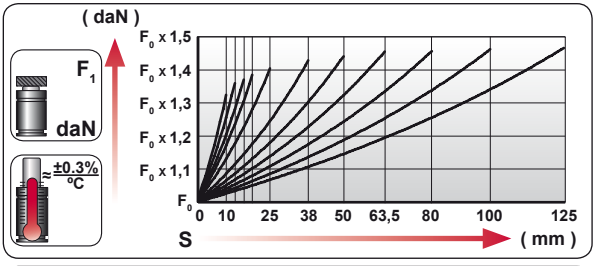

ENG	ORDER
DEU	BESTELLUNG
FRA	COMMANDE
ITA	ORDINE
ESP	PEDIDO
POR	PEDIDO



APFA 250 50

APFA 250 050

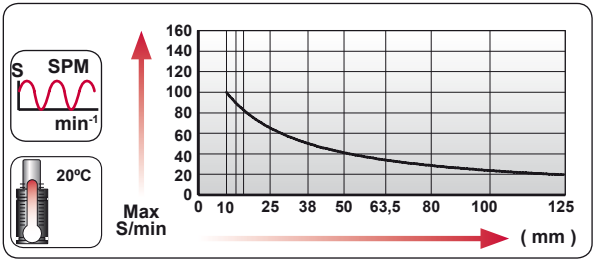



N_2	Smax < 90%	Vmax 1,6 m/s	bar psi 20 290	bar psi 150 2175	°C °F 0 32	°C °F 80 176	600 CP-

AZOL GAS

APFA 250 MOUNTS

ISO

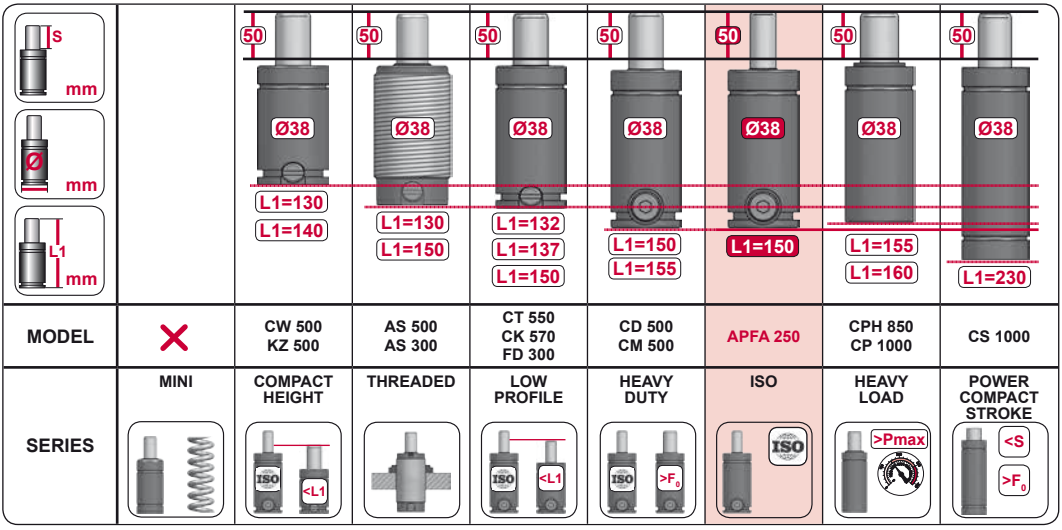

MODEL		CW 500 KZ 500	AS 500 AS 300	CT 550 CK 570 FD 300	CD 500 CM 500	APFA 250	CPH 850 CP 1000	CS 1000
SERIES	MINI	COMPACT HEIGHT	THREADED	LOW PROFILE	HEAVY DUTY	ISO	HEAVY LOAD	POWER COMPACT STROKE

A14-038

ISO E24.54.815.G EM24.54.700/F

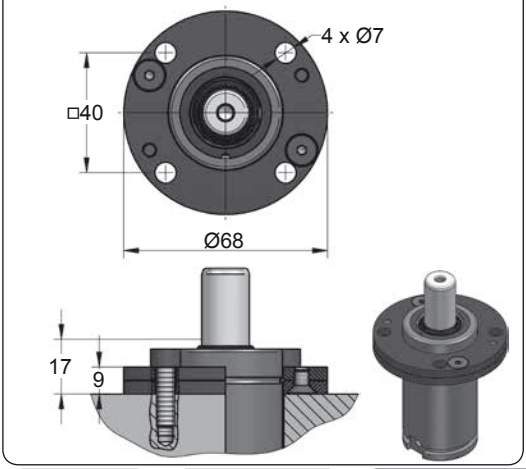

A34-038

ISO VDI

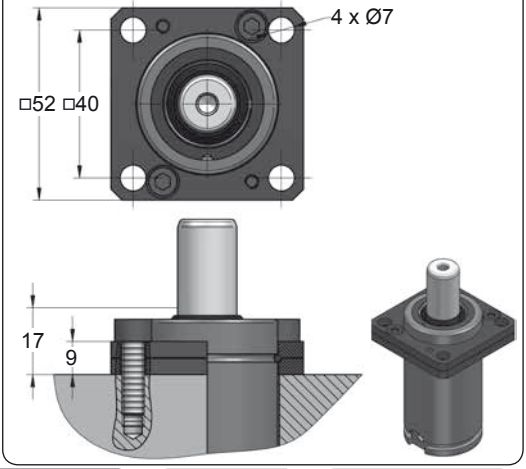







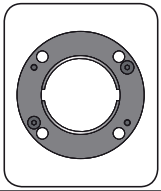

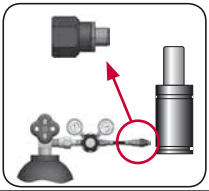

CODE		APFA 250 050	KIT XXXXXXX-S KIT XXXXXXX-C	A14-038	06 GA 11
ENG	ORDER	GAS SPRING	REPAIR KIT	FLANGE	CHARGING ADAPTER
DEU	BESTELLUNG	GASDRUCKFEDER	ERSATZTEILSATZ	FLANSCHE	LADEADAPTER
FRA	COMMANDE	RESSORT À GAZ	KIT DE RÉPARATION	BRIDE	RACCORD DE CHARGE
ITA	ORDINE	CILINDRO AD AZOTO	KIT DI MANUTENZIONE	FLANGE	ADATTATORE DI CARICO
ESP	PEDIDO	RESORTE DE GAS	KIT DE REPARACION	BRIDA	ADAPTADOR DE CARGA
POR	PEDIDO	CILINDRO DE GÁS	KIT DE MANUTENÇÃO	FLANGE	ADAPTADOR DE CARGA

APFA 250 MOUNTS

ISO

AZOL GAS

B76-038

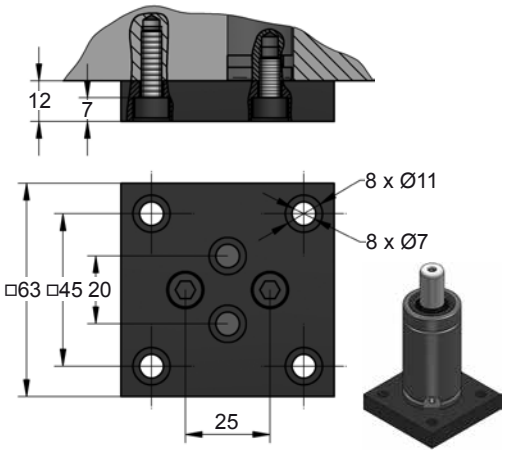

C05-038

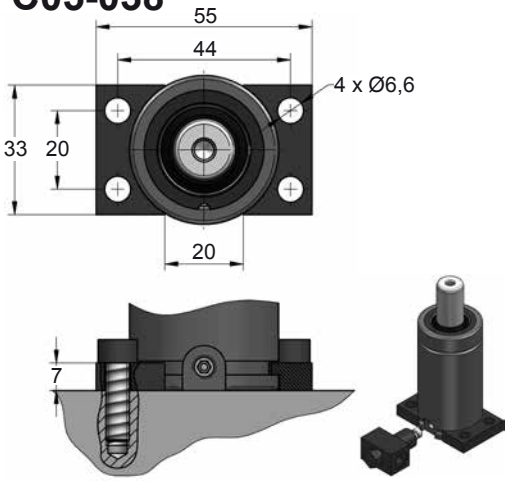

C20-038

E24.54.815.G
EM24.54.700/F

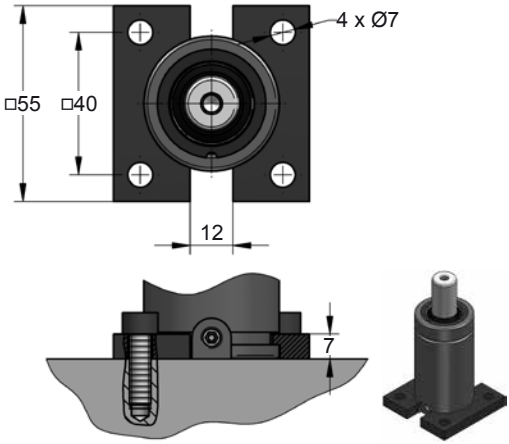



CODE		APFA 250 050	KIT XXXXXXX-S KIT XXXXXXX-C	B76-038	06 GA 11
ENG	ORDER	GAS SPRING	REPAIR KIT	FLANGE	CHARGING ADAPTER
DEU	BESTELLUNG	GASDRUCKFEDER	ERSATZTEILSATZ	FLANSCHE	LADEADAPTER
FRA	COMMANDE	RESSORT À GAZ	KIT DE RÉPARATION	BRIDE	RACCORD DE CHARGE
ITA	ORDINE	CILINDRO AD AZOTO	KIT DI MANUTENZIONE	FLANGE	ADATTATORE DI CARICO
ESP	PEDIDO	RESORTE DE GAS	KIT DE REPARACION	BRIDA	ADAPTADOR DE CARGA
POR	PEDIDO	CILINDRO DE GÁS	KIT DE MANUTENÇÃO	FLANGE	ADAPTADOR DE CARGA

AZOL GAS

APFA 250 MOUNTS

ISO

D02-038

E24.54.815.G

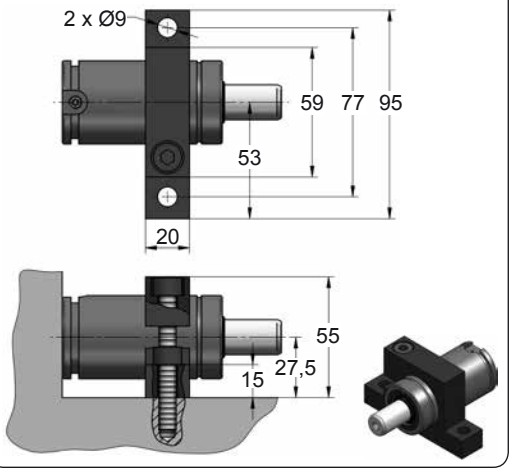

D67-038

VDI

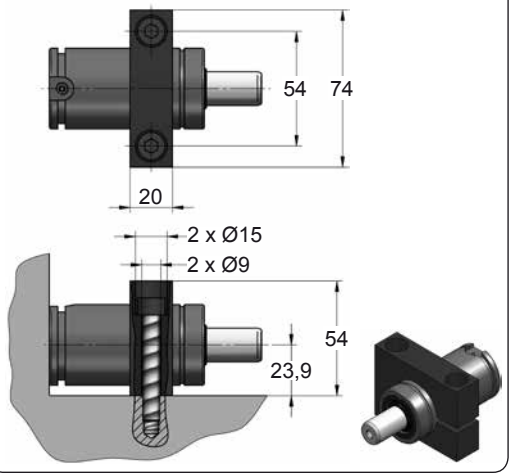







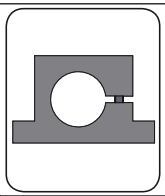

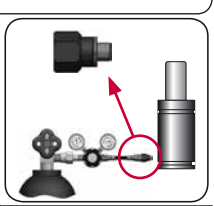

CODE		APFA 250 050	KIT XXXXXXX-S KIT XXXXXXX-C	D02-038	06 GA 11
ENG	ORDER	GAS SPRING	REPAIR KIT	FLANGE	CHARGING ADAPTER
DEU	BESTELLUNG	GASDRUCKFEDER	ERSATZTEILSATZ	FLANSCHE	LADEADAPTER
FRA	COMMANDE	RESSORT À GAZ	KIT DE RÉPARATION	BRIDE	RACCORD DE CHARGE
ITA	ORDINE	CILINDRO AD AZOTO	KIT DI MANUTENZIONE	FLANGE	ADATTATORE DI CARICO
ESP	PEDIDO	RESORTE DE GAS	KIT DE REPARACION	BRIDA	ADAPTADOR DE CARGA
POR	PEDIDO	CILINDRO DE GÁS	KIT DE MANUTENÇÃO	FLANGE	ADAPTADOR DE CARGA

APFC-H 250

ISO

AZOL GAS

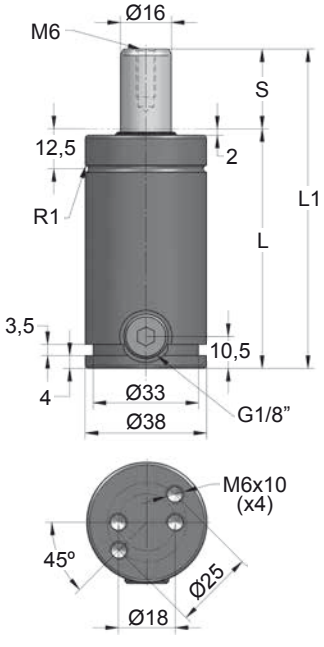

ORDER	S (mm)	L1 ±0,25 (mm)	L (mm)	Kg.
APFC-H 250 010	10	70	60	0.41
APFC-H 250 012	12.7	75.4	62.7	0.43
APFC-H 250 016	16	82	66	0.45
APFC-H 250 019	19	88	69	0.47
APFC-H 250 025	25	100	75	0.50
APFC-H 250 038	38	126	88	0.58
APFC-H 250 050	50	150	100	0.65
APFC-H 250 063	63.5	177	113.5	0.73
APFC-H 250 080	80	210	130	0.83
APFC-H 250 100	100	250	150	0.95
APFC-H 250 125	125	300	175	1.10

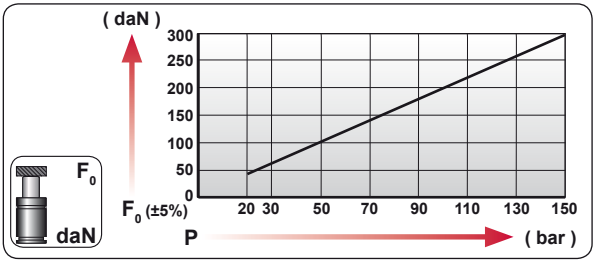

CODE	bar	psi	F0 daN	F1 daN
---------	---	---	---	---
APFC-H 250 050	0	0	---	---

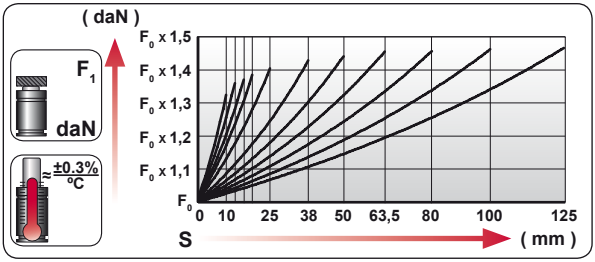

	ENG	ORDER
	DEU	BESTELLUNG
	FRA	COMMANDE
	ITA	ORDINE
	ESP	PEDIDO
	POR	PEDIDO

F0 daN — S mm

APFC-H 250 50

APFC-H 250 050

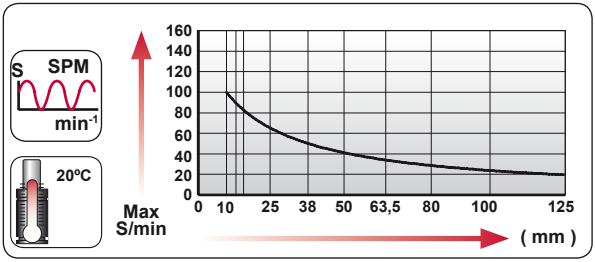



N_2	Smax < 90%	Vmax 1,6 m/s	bar psi 20 290	bar psi 150 2175	ºC ºF 0 32	ºC ºF 80 176	600 CP-

AZOL GAS

APFC-H 250 MOUNTS

A14-038

ISO E24.54.815.G EM24.54.700/F

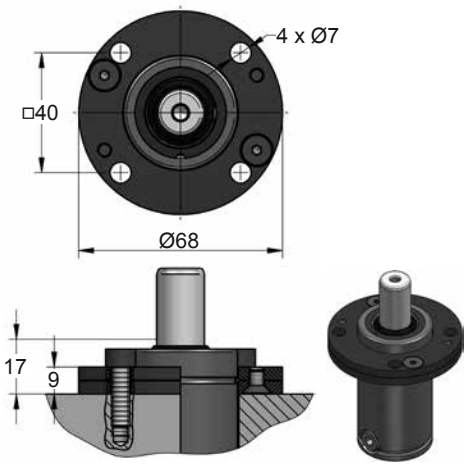

A34-038

ISO VDI

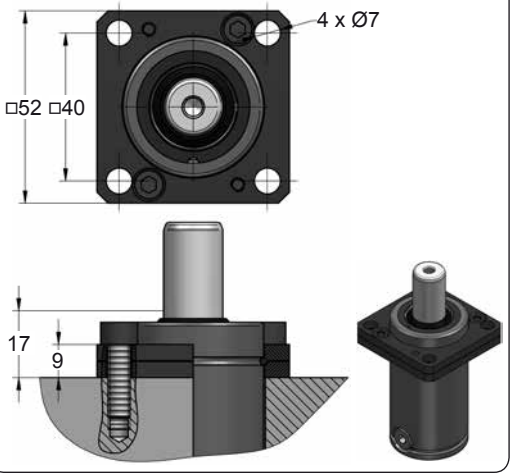

B76-038

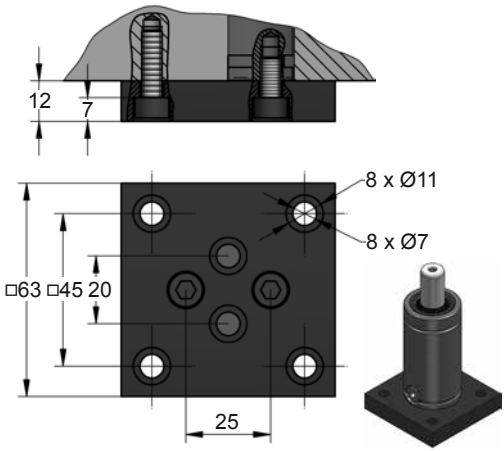

C05-038

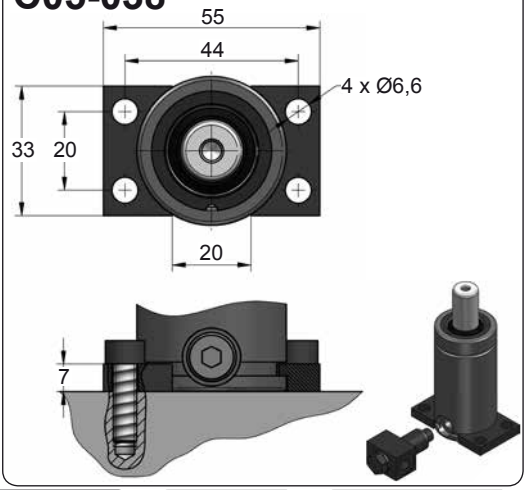



CODE		APFC-H 250 050	KIT XXXXXXX-S KIT XXXXXXX-C	A14-038	SKK 12R 1/8
ENG	ORDER	GAS SPRING	REPAIR KIT	FLANGE	CHARGING ADAPTER
DEU	BESTELLUNG	GASDRUCKFEDER	ERSATZTEILSATZ	FLANSCHE	LADEADAPTER
FRA	COMMANDE	RESSORT À GAZ	KIT DE RÉPARATION	BRIDE	RACCORD DE CHARGE
ITA	ORDINE	CILINDRO AD AZOTO	KIT DI MANUTENZIONE	FLANGE	ADATTATORE DI CARICO
ESP	PEDIDO	RESORTE DE GAS	KIT DE REPARACION	BRIDA	ADAPTADOR DE CARGA
POR	PEDIDO	CILINDRO DE GÁS	KIT DE MANUTENÇÃO	FLANGE	ADAPTADOR DE CARGA

APF 500

ISO

BMW	B2 4006			PSA	E24.54.815.G
MB	B8 3180 220 000 001	GM	90.25	RENAULT	EM24.54.700
VW	39D 878			NISSAN	K32S0

AZOL GAS

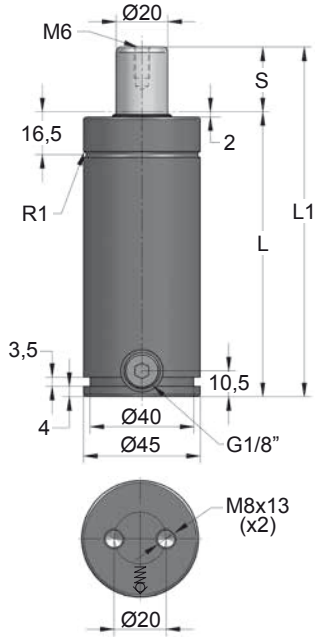

ORDER	S (mm)	L1 ±0,25 (mm)	L (mm)	Kg.
APF 500 010	10	105	95	0.93
APF 500 012	12.7	110.4	97.7	0.95
APF 500 016	16	117	101	0.99
APF 500 025	25	135	110	1.00
APF 500 038	38	161	123	1.11
APF 500 050	50	185	135	1.15
APF 500 063	63.5	212	148.5	1.23
APF 500 080	80	245	165	1.38
APF 500 100	100	285	185	1.26
APF 500 125	125	335	210	1.60
APF 500 160	160	405	245	1.88

PED 2014/68/UE

ISO 11901

VDI 3003

CNOMO EM.24.54

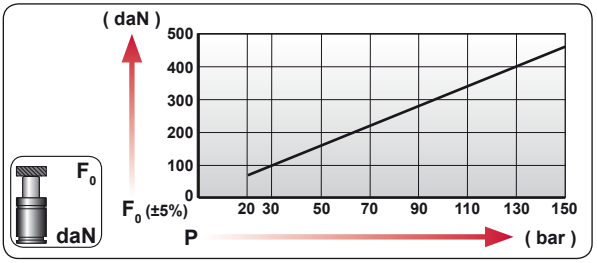

CODE	bar	psi	F_0 daN	F_1 daN
APF 500 050	150	2175	470	615
APF-H 500 050	0	0	---	---

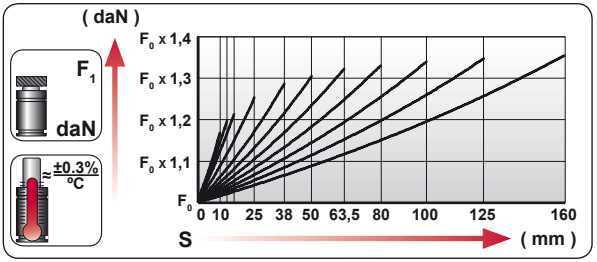

ENG	ORDER
DEU	BESTELLUNG
FRA	COMMANDE
ITA	ORDINE
ESP	PEDIDO
POR	PEDIDO

F_0 daN — S mm

APF 500 50

APF 500 050

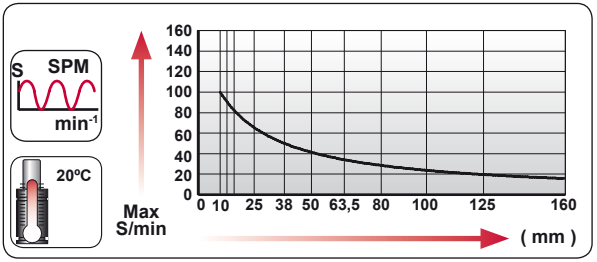



N_2	Smax < 90%	Vmax 1,6 m/s	bar psi 20 290	bar psi 150 2175	°C °F 0 32	°C °F 80 176	600 CP-

AZOL GAS

APF 500 MOUNTS

ISO

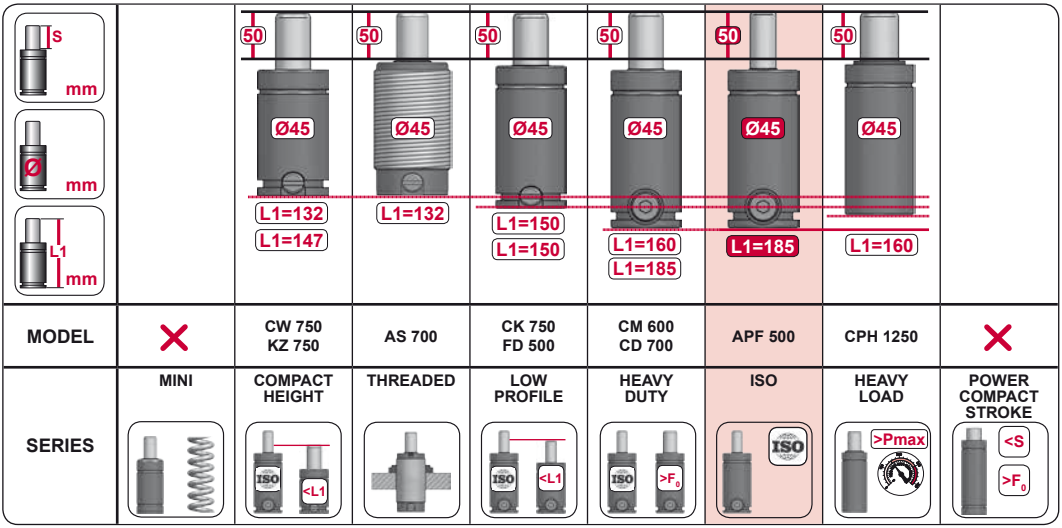

MODEL		CW 750 KZ 750	AS 700	CK 750 FD 500	CM 600 CD 700	APF 500	CPH 1250	
SERIES	MINI	COMPACT HEIGHT	THREADED	LOW PROFILE	HEAVY DUTY	ISO	HEAVY LOAD	POWER COMPACT STROKE

A14-045

ISO · E24.54.815.G · EM24.54.700/F

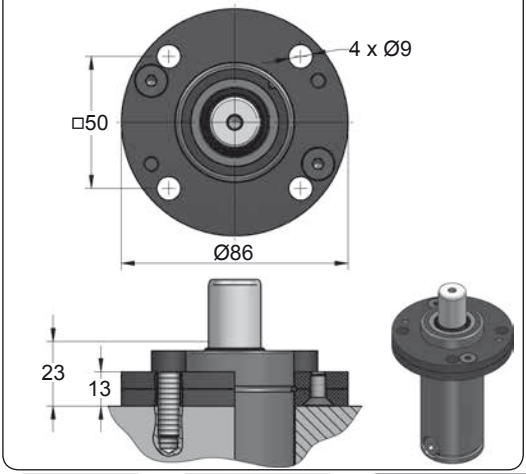

A34-045

ISO · VDI

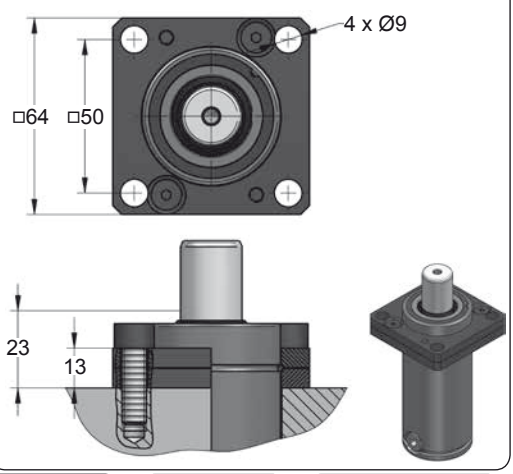







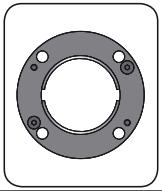

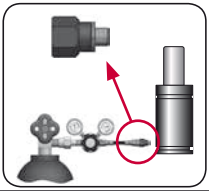

CODE		APF 500 050	KIT XXXXXXX-S KIT XXXXXXX-C	A14-045	18 GA 5
ENG	ORDER	GAS SPRING	REPAIR KIT	FLANGE	CHARGING ADAPTER
DEU	BESTELLUNG	GASDRUCKFEDER	ERSATZTEILSATZ	FLANSCHE	LADEADAPTER
FRA	COMMANDE	RESSORT À GAZ	KIT DE RÉPARATION	BRIDE	RACCORD DE CHARGE
ITA	ORDINE	CILINDRO AD AZOTO	KIT DI MANUTENZIONE	FLANGE	ADATTATORE DI CARICO
ESP	PEDIDO	RESORTE DE GAS	KIT DE REPARACION	BRIDA	ADAPTADOR DE CARGA
POR	PEDIDO	CILINDRO DE GÁS	KIT DE MANUTENÇÃO	FLANGE	ADAPTADOR DE CARGA

APF 500 MOUNTS

ISO

AZOL GAS

B21-045

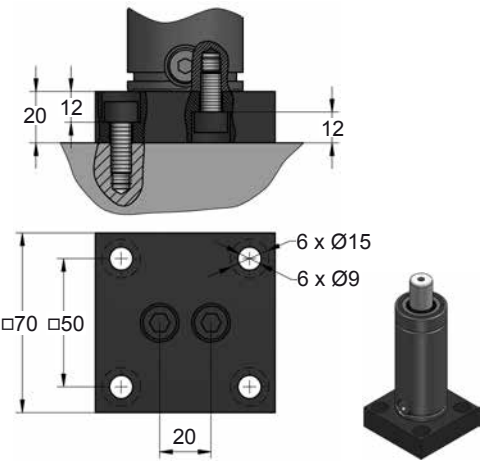

B76-045

ISO E24.54.815.G

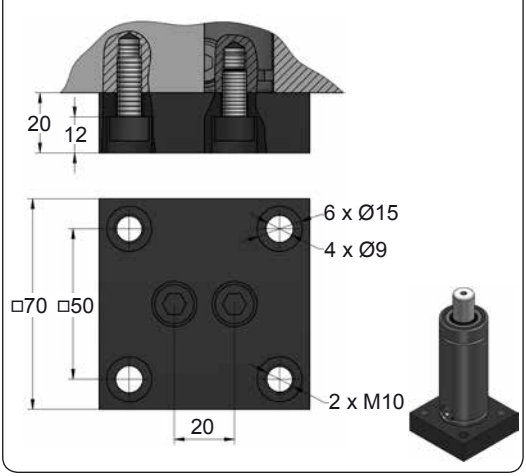

C05-045

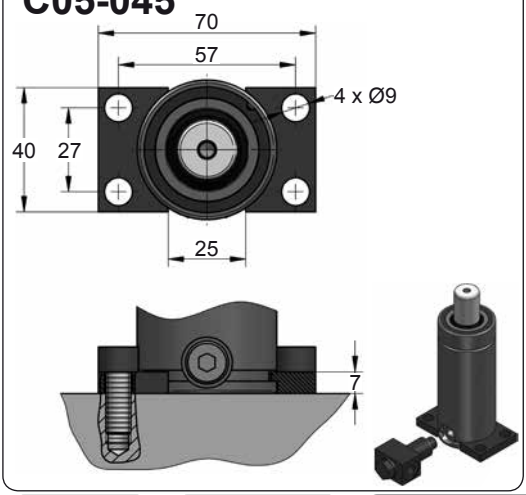

C20-045

ISO VDI E24.54.815.G EM24.54.700/F

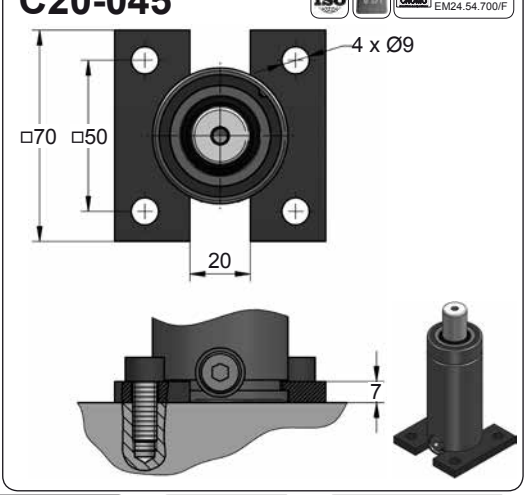







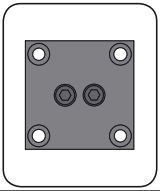

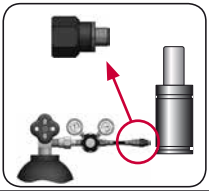

CODE		APF 500 050	KIT XXXXXXX-S KIT XXXXXXX-C	B21-045	18 GA 5
ENG	ORDER	GAS SPRING	REPAIR KIT	FLANGE	CHARGING ADAPTER
DEU	BESTELLUNG	GASDRUCKFEDER	ERSATZTEILSATZ	FLANSCHE	LADEADAPTER
FRA	COMMANDE	RESSORT À GAZ	KIT DE RÉPARATION	BRIDE	RACCORD DE CHARGE
ITA	ORDINE	CILINDRO AD AZOTO	KIT DI MANUTENZIONE	FLANGE	ADATTATORE DI CARICO
ESP	PEDIDO	RESORTE DE GAS	KIT DE REPARACION	BRIDA	ADAPTADOR DE CARGA
POR	PEDIDO	CILINDRO DE GÁS	KIT DE MANUTENÇÃO	FLANGE	ADAPTADOR DE CARGA

AZOL GAS

APF 500 MOUNTS

ISO

D02-045

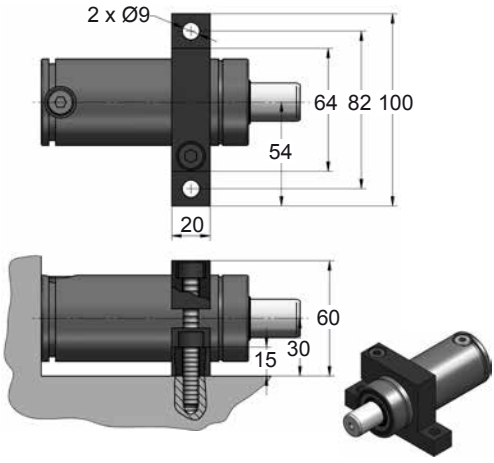

D67-045

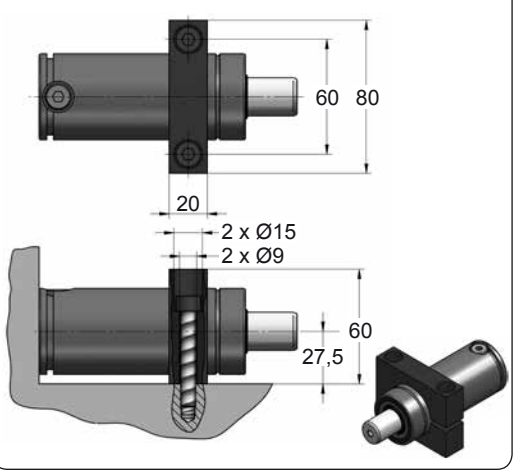







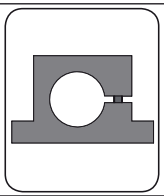

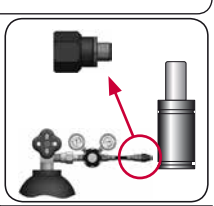

CODE		APF 500 050	KIT XXXXXXX-S KIT XXXXXXX-C	D02-045	18 GA 5
ENG	ORDER	GAS SPRING	REPAIR KIT	FLANGE	CHARGING ADAPTER
DEU	BESTELLUNG	GASDRUCKFEDER	ERSATZTEILSATZ	FLANSCHE	LADEADAPTER
FRA	COMMANDE	RESSORT À GAZ	KIT DE RÉPARATION	BRIDE	RACCORD DE CHARGE
ITA	ORDINE	CILINDRO AD AZOTO	KIT DI MANUTENZIONE	FLANGE	ADATTATORE DI CARICO
ESP	PEDIDO	RESORTE DE GAS	KIT DE REPARACION	BRIDA	ADAPTADOR DE CARGA
POR	PEDIDO	CILINDRO DE GÁS	KIT DE MANUTENÇÃO	FLANGE	ADAPTADOR DE CARGA

AG 750

ISO

BMW	B2 4006	FORD	W-DX35-6203	PSA	E24.54.815.G
MB	B8 3180 220 000 001	GM	90.25	RENAULT	EM24.54.700
VW	39D 878			NISSAN	K32S0

AZOL GAS

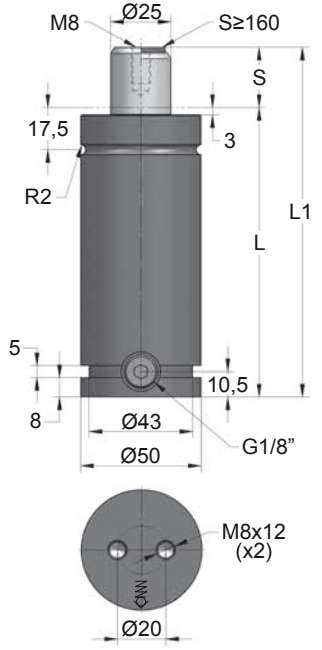

ORDER	S (mm)	L1 ±0,25 (mm)	L (mm)	Kg.
AG 750 012	12.7	120.4	107.7	1.20
AG 750 025	25	145	120	1.42
AG 750 038	38	171	133	1.50
AG 750 050	50	195	145	1.60
AG 750 063	63.5	222	158.5	1.70
AG 750 080	80	255	175	1.90
AG 750 100	100	295	195	2.14
AG 750 125	125	345	220	2.30
AG 750 160 *	160	415	255	2.58
AG 750 200 *	200	495	295	2.92
AG 750 250 *	250	595	345	3.37
AG 750 300 *	300	695	395	3.82

PED 97/23/CE · ISO 11901 · NAAMS · VDI 3003 · CNOMO EM.24.54

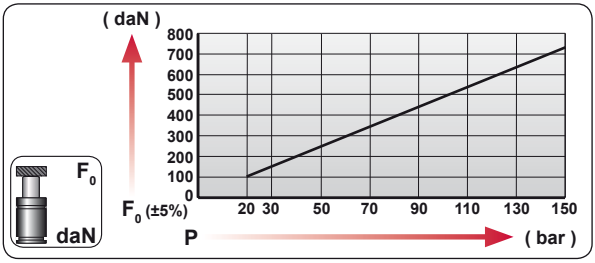

CODE	bar	psi	F0 daN	F1 daN
AG 750 050	150	2175	740	1100
AG-H 750 050	0	0	---	---

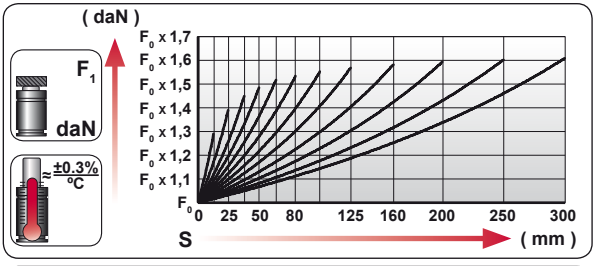

ENG	ORDER
DEU	BESTELLUNG
FRA	COMMANDE
ITA	ORDINE
ESP	PEDIDO
POR	PEDIDO

F0 daN · S mm

AG 750 50

AG 750 050

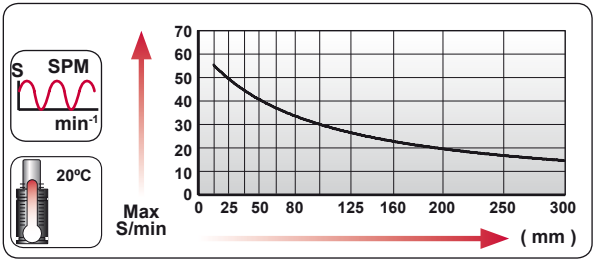

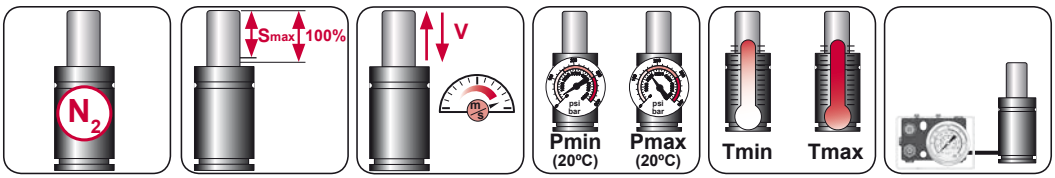

N_2	Smax < 90%	Vmax 2 m/s	bar psi 20 290	bar psi 150 2175	ºC ºF 0 32	ºC ºF 80 176	600 CP-

AZOL GAS AGB-H 750

ISO

		RENAULT EM24.54.700

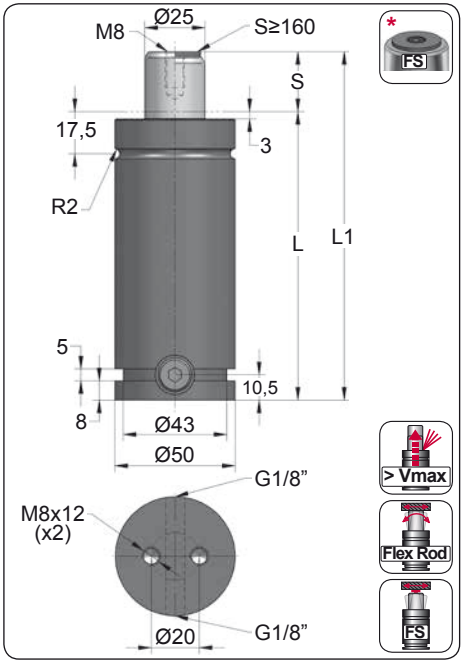

ORDER	S (mm)	L1 ±0,25 (mm)	L (mm)	Kg.
AGB-H 750 012	12.7	120.4	107.7	1.20
AGB-H 750 025	25	145	120	1.42
AGB-H 750 038	38	171	133	1.50
AGB-H 750 050	50	195	145	1.60
AGB-H 750 063	63.5	222	158.5	1.70
AGB-H 750 080	80	255	175	1.90
AGB-H 750 100	100	295	195	2.14
AGB-H 750 125	125	345	220	2.30
AGB-H 750 160 *	160	415	255	2.58
AGB-H 750 200 *	200	495	295	2.92
AGB-H 750 250 *	250	595	345	3.37
AGB-H 750 300 *	300	695	395	3.82

CODE	bar	psi	F_0 daN	F_1 daN
---------	---	---	---	---
AGB-H 750 050	0	0	---	---

AG





AGB-H











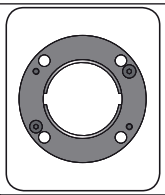

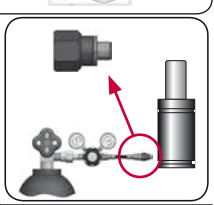

CODE	AG 750 050 AGB-H 750 050	KIT XXXXXXX-S KIT XXXXXXX-C	A14-050	18 GA 5 SKK 12R 1/8
ENG ORDER	GAS SPRING	REPAIR KIT	FLANGE	CHARGING ADAPTER
DEU BESTELLUNG	GASDRUCKFEDER	ERSATZTEILSATZ	FLANSCHE	LADEADAPTER
FRA COMMANDE	RESSORT À GAZ	KIT DE RÉPARATION	BRIDE	RACCORD DE CHARGE
ITA ORDINE	CILINDRO AD AZOTO	KIT DI MANUTENZIONE	FLANGE	ADATTATORE DI CARICO
ESP PEDIDO	RESORTE DE GAS	KIT DE REPARACION	BRIDA	ADAPTADOR DE CARGA
POR PEDIDO	CILINDRO DE GÁS	KIT DE MANUTENÇÃO	FLANGE	ADAPTADOR DE CARGA

AG 750 MOUNTS

ISO

AZOL GAS

A14-050

E24.54.815.G
EM24.54.700/F

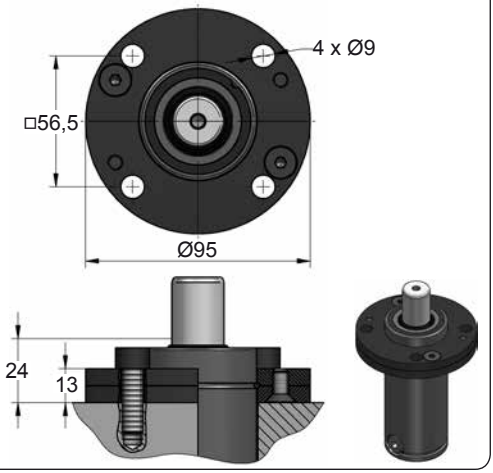

A34-050

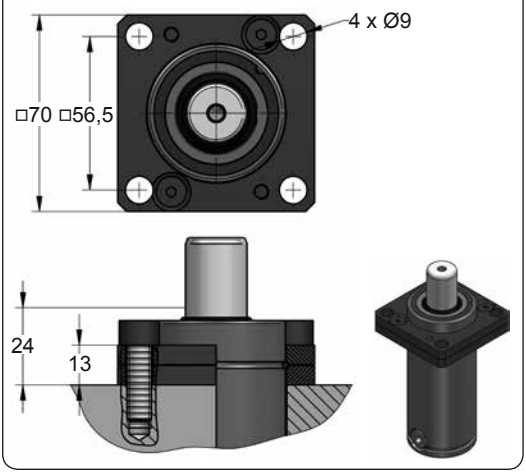

B21-050

EM24.54.700/F

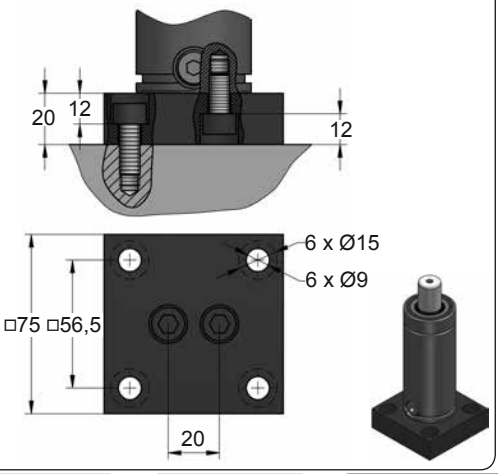

B76-050

E24.54.815.G
EM24.54.700/F

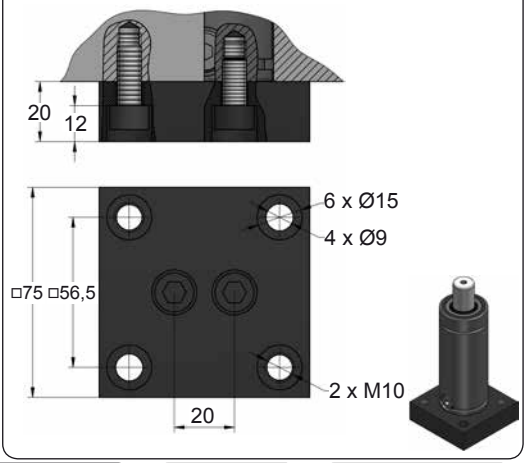







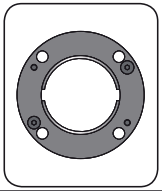

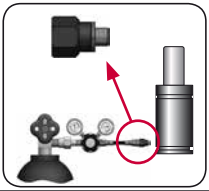

CODE		AG 750 050	KIT XXXXXXX-S KIT XXXXXXX-C	A14-050	18 GA 5
ENG	ORDER	GAS SPRING	REPAIR KIT	FLANGE	CHARGING ADAPTER
DEU	BESTELLUNG	GASDRUCKFEDER	ERSATZTEILSATZ	FLANSCHE	LADEADAPTER
FRA	COMMANDE	RESSORT À GAZ	KIT DE RÉPARATION	BRIDE	RACCORD DE CHARGE
ITA	ORDINE	CILINDRO AD AZOTO	KIT DI MANUTENZIONE	FLANGE	ADATTATORE DI CARICO
ESP	PEDIDO	RESORTE DE GAS	KIT DE REPARACION	BRIDA	ADAPTADOR DE CARGA
POR	PEDIDO	CILINDRO DE GÁS	KIT DE MANUTENÇÃO	FLANGE	ADAPTADOR DE CARGA

AZOL GAS

AG 750 MOUNTS

ISO

C05-050

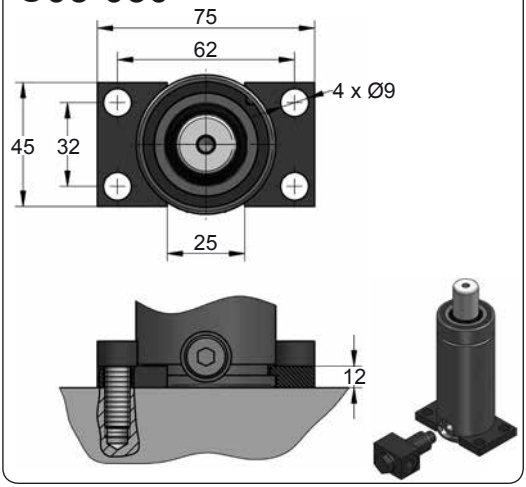

C20-050

ISO VDI E24.54.815.G EM24.54.700/F

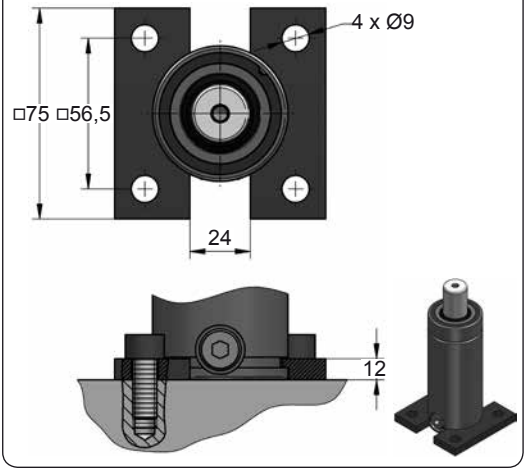

D02-050

ISO E24.54.815.G EM24.54.700/F

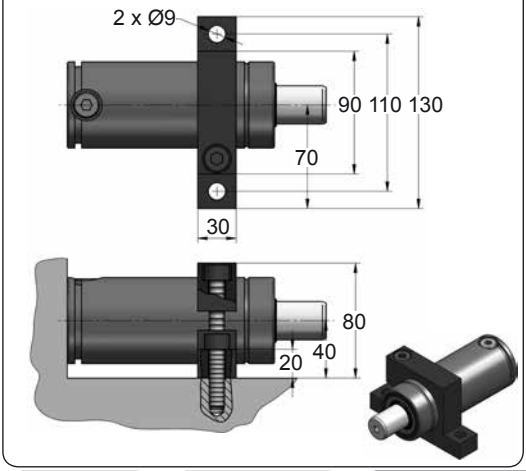

D67-050

VDI

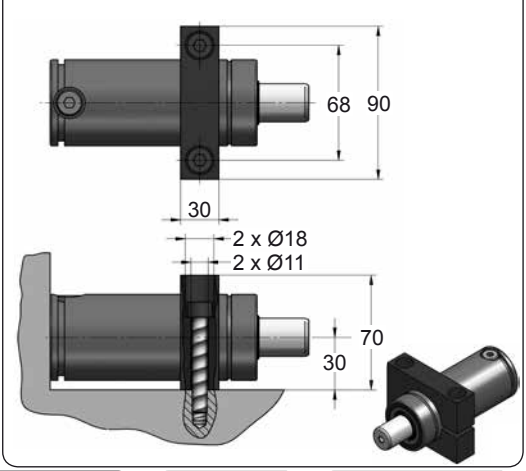







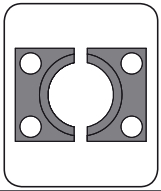

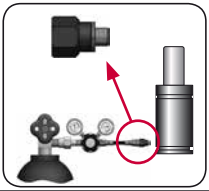

CODE		AG 750 050	KIT XXXXXXX-S KIT XXXXXXX-C	C05-050	18 GA 5
ENG	ORDER	GAS SPRING	REPAIR KIT	FLANGE	CHARGING ADAPTER
DEU	BESTELLUNG	GASDRUCKFEDER	ERSATZTEILSATZ	FLANSCHE	LADEADAPTER
FRA	COMMANDE	RESSORT À GAZ	KIT DE RÉPARATION	BRIDE	RACCORD DE CHARGE
ITA	ORDINE	CILINDRO AD AZOTO	KIT DI MANUTENZIONE	FLANGE	ADATTATORE DI CARICO
ESP	PEDIDO	RESORTE DE GAS	KIT DE REPARACION	BRIDA	ADAPTADOR DE CARGA
POR	PEDIDO	CILINDRO DE GÁS	KIT DE MANUTENÇÃO	FLANGE	ADAPTADOR DE CARGA

AG 1500

ISO

BMW	B2 4006	**FORD**	W-DX35-6203	**PSA**	E24.54.815.G
MB	B8 3180 220 000 001	**GM**	90.25	**RENAULT**	EM24.54.700
VW	39D 878			**NISSAN**	K32S0

AZOL GAS

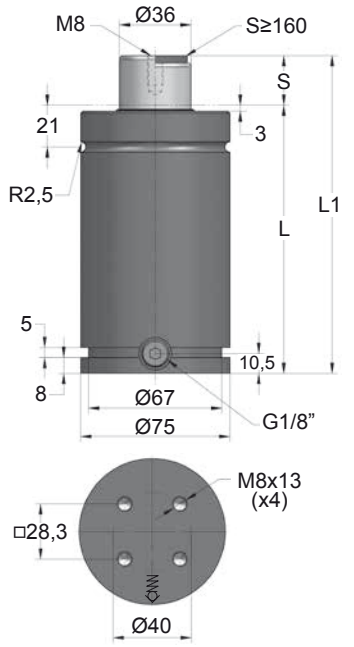

ORDER	S (mm)	L1 ±0,25 (mm)	L (mm)	Kg.
AG 1500 012	12.7	135.4	122.7	2.98
AG 1500 025	25	160	135	3.23
AG 1500 038	38	186	148	3.50
AG 1500 050	50	210	160	3.74
AG 1500 063	63.5	237	173.5	4.02
AG 1500 080	80	270	190	4.35
AG 1500 100	100	310	210	4.76
AG 1500 125	125	360	235	5.27
AG 1500 160 *	160	430	270	5.99
AG 1500 200 *	200	510	310	6.80
AG 1500 250 *	250	610	360	7.82
AG 1500 300 *	300	710	410	8.85

PED · ISO 11901 · NAAMS · VDI 3003 · CNOMO EM.24.54

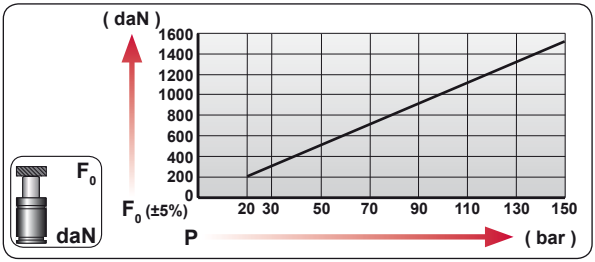

CODE	bar	psi	F_0 daN	F_1 daN
AG 1500 050	150	2175	1530	2070
AG-H 1500 050	0	0	---	---

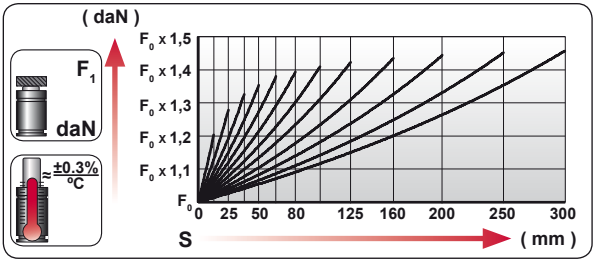

ENG	ORDER
DEU	BESTELLUNG
FRA	COMMANDE
ITA	ORDINE
ESP	PEDIDO
POR	PEDIDO



AG 1500 50

AG 1500 050

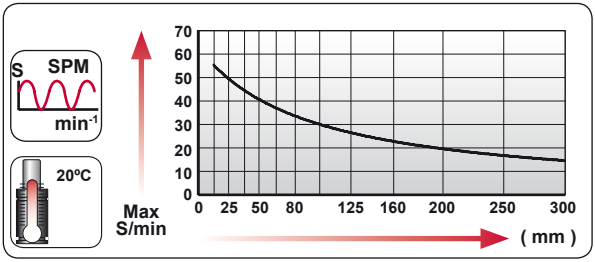



N_2	Smax < 90%	Vmax 2 m/s	bar psi 20 290	bar psi 150 2175	ºC ºF 0 32	ºC ºF 80 176	600 CP-

AZOL GAS AGB-H 1500

ISO

		RENAULT EM24.54.700

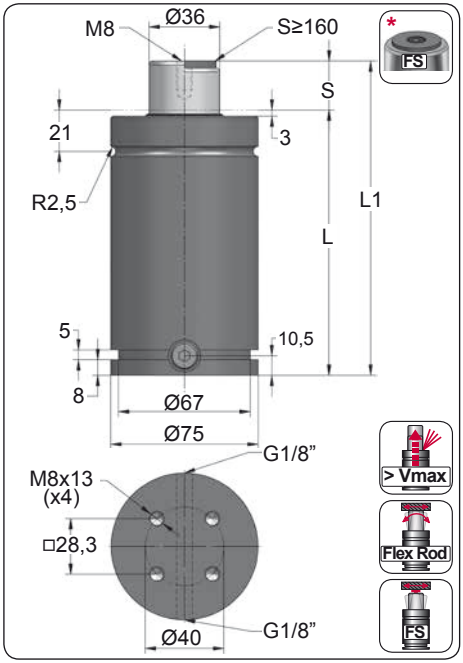

ORDER	S (mm)	L1 ±0,25 (mm)	L (mm)	Kg.
AGB-H 1500 012	12.7	135.4	122.7	2.98
AGB-H 1500 025	25	160	135	3.23
AGB-H 1500 038	38	186	148	3.50
AGB-H 1500 050	50	210	160	3.74
AGB-H 1500 063	63.5	237	173.5	4.02
AGB-H 1500 080	80	270	190	4.35
AGB-H 1500 100	100	310	210	4.76
AGB-H 1500 125	125	360	235	5.27
AGB-H 1500 160 *	160	430	270	5.99
AGB-H 1500 200 *	200	510	310	6.80
AGB-H 1500 250 *	250	610	360	7.82
AGB-H 1500 300 *	300	710	410	8.85

CODE		bar	psi	F_0 daN	F_1 daN
---------		---	---	---	---
AGB-H 1500 050		0	0	---	---

AG





AGB-H











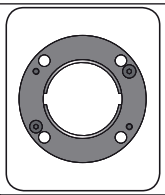

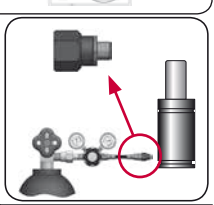

CODE	AG 1500 050 AGB-H 1500 050	KIT XXXXXXX-S KIT XXXXXXX-C	A14-075	18 GA 5 SKK 12R 1/8
ENG ORDER	GAS SPRING	REPAIR KIT	FLANGE	CHARGING ADAPTER
DEU BESTELLUNG	GASDRUCKFEDER	ERSATZTEILSATZ	FLANSCHE	LADEADAPTER
FRA COMMANDE	RESSORT À GAZ	KIT DE RÉPARATION	BRIDE	RACCORD DE CHARGE
ITA ORDINE	CILINDRO AD AZOTO	KIT DI MANUTENZIONE	FLANGE	ADATTATORE DI CARICO
ESP PEDIDO	RESORTE DE GAS	KIT DE REPARACION	BRIDA	ADAPTADOR DE CARGA
POR PEDIDO	CILINDRO DE GÁS	KIT DE MANUTENÇÃO	FLANGE	ADAPTADOR DE CARGA

AG 1500 MOUNTS

ISO

AZOL GAS

A14-075

E24.54.815.G
EM24.54.700/F

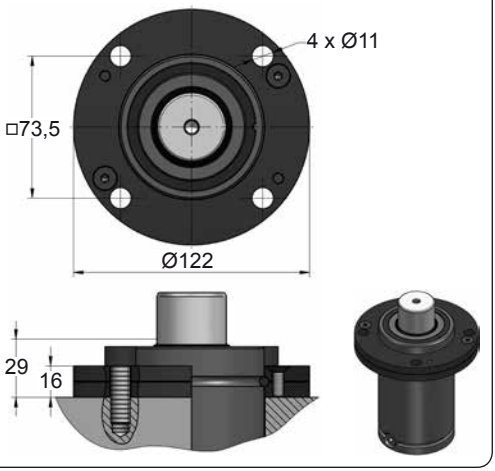

A34-075

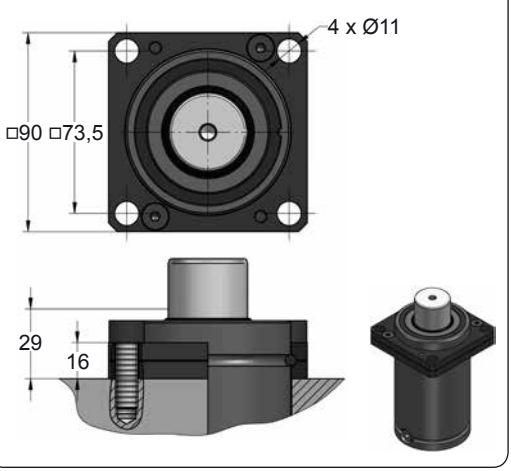

B21-075

EM24.54.700/F

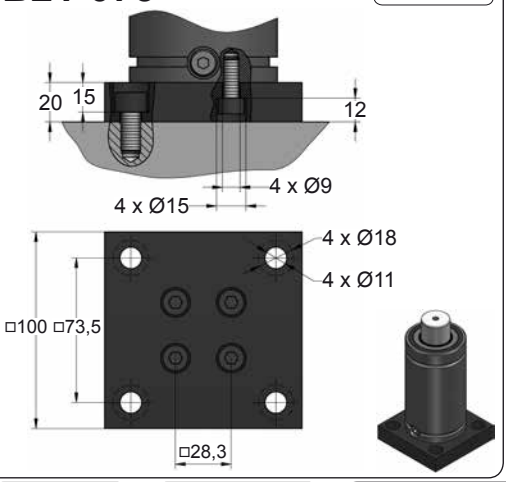

B76-075

E24.54.815.G
EM24.54.700/F

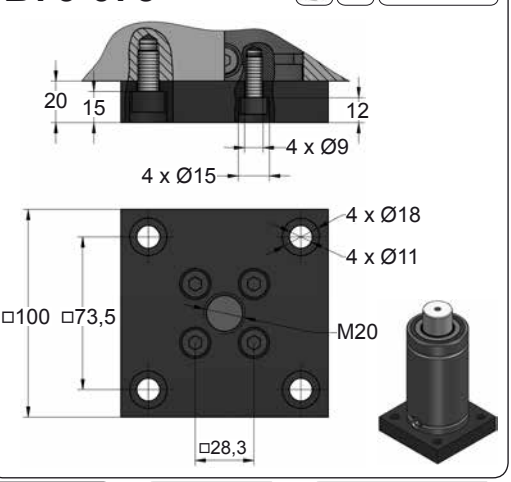







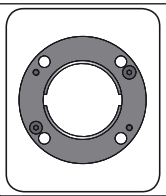

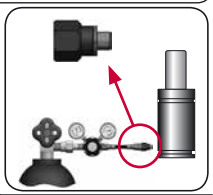

CODE		AG 1500 050	KIT XXXXXXX-S KIT XXXXXXX-C	A14-075	18 GA 5
ENG	ORDER	GAS SPRING	REPAIR KIT	FLANGE	CHARGING ADAPTER
DEU	BESTELLUNG	GASDRUCKFEDER	ERSATZTEILSATZ	FLANSCHE	LADEADAPTER
FRA	COMMANDE	RESSORT À GAZ	KIT DE RÉPARATION	BRIDE	RACCORD DE CHARGE
ITA	ORDINE	CILINDRO AD AZOTO	KIT DI MANUTENZIONE	FLANGE	ADATTATORE DI CARICO
ESP	PEDIDO	RESORTE DE GAS	KIT DE REPARACION	BRIDA	ADAPTADOR DE CARGA
POR	PEDIDO	CILINDRO DE GÁS	KIT DE MANUTENÇÃO	FLANGE	ADAPTADOR DE CARGA

AZOL GAS

AG 1500 MOUNTS

ISO

C05-075

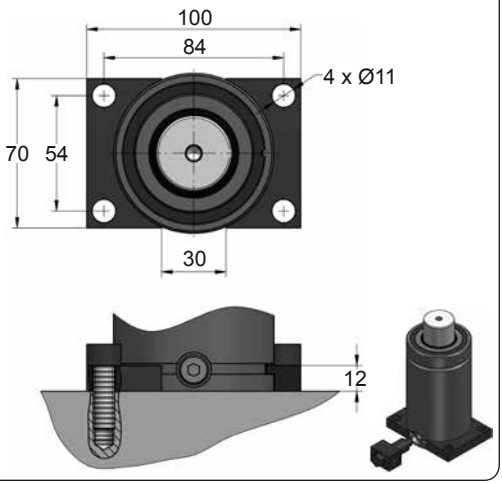

C20-075

E24.54.815.G
EM24.54.700/F

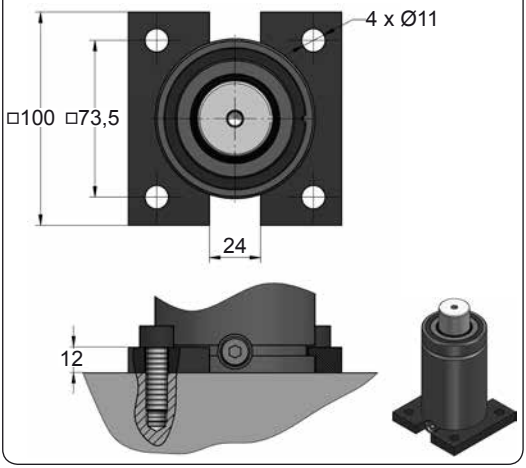

D02-075

E24.54.815.G
EM24.54.700/F

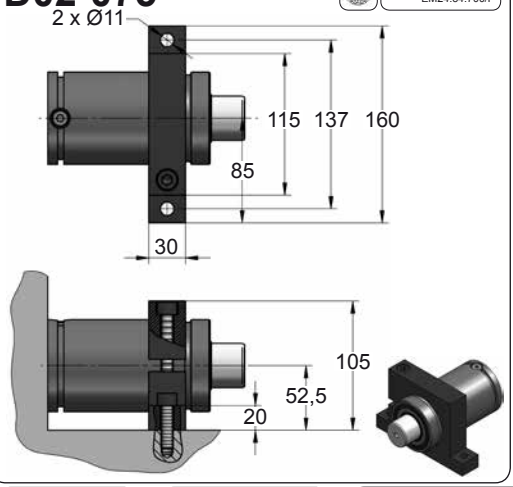

D67-075

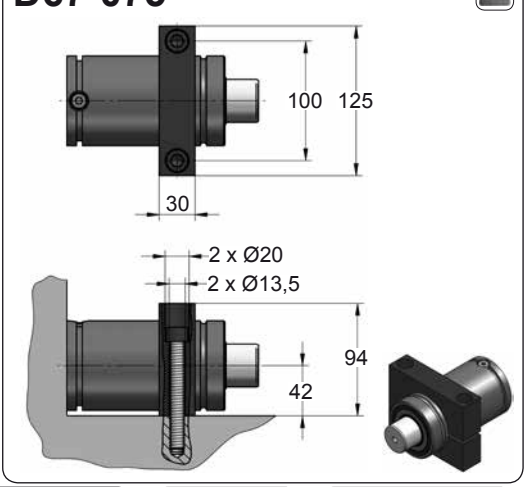







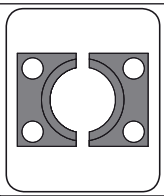

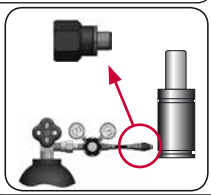

CODE		AG 1500 050	KIT XXXXXXX-S KIT XXXXXXX-C	C05-075	18 GA 5
ENG	ORDER	GAS SPRING	REPAIR KIT	FLANGE	CHARGING ADAPTER
DEU	BESTELLUNG	GASDRUCKFEDER	ERSATZTEILSATZ	FLANSCHE	LADEADAPTER
FRA	COMMANDE	RESSORT À GAZ	KIT DE RÉPARATION	BRIDE	RACCORD DE CHARGE
ITA	ORDINE	CILINDRO AD AZOTO	KIT DI MANUTENZIONE	FLANGE	ADATTATORE DI CARICO
ESP	PEDIDO	RESORTE DE GAS	KIT DE REPARACION	BRIDA	ADAPTADOR DE CARGA
POR	PEDIDO	CILINDRO DE GÁS	KIT DE MANUTENÇÃO	FLANGE	ADAPTADOR DE CARGA

AG 3000

ISO

BMW	B2 4006	FORD	W-DX35-6203	PSA	E24.54.815.G
MB	B8 3180 220 000 001	GM	90.25	RENAULT	EM24.54.700
VW	39D 878			NISSAN	K32S0

AZOL GAS

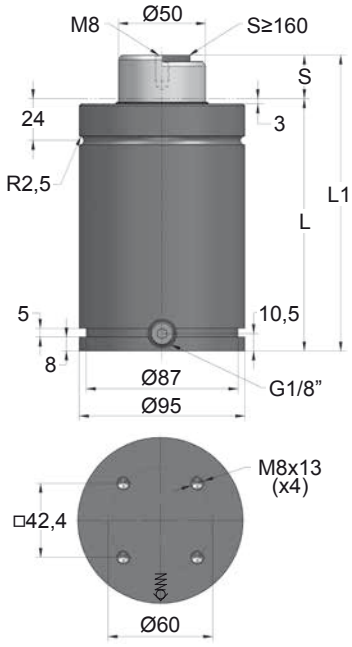

ORDER	S (mm)	L1 ±0,25 (mm)	L (mm)	Kg.
AG 3000 012	12.7	145.4	132.7	5.50
AG 3000 025	25	170	145	5.80
AG 3000 038	38	196	158	6.26
AG 3000 050	50	220	170	6.80
AG 3000 063	63.5	247	183.5	7.20
AG 3000 080	80	280	200	8.21
AG 3000 100	100	320	220	8.40
AG 3000 125	125	370	245	8.98
AG 3000 160 *	160	440	280	10.08
AG 3000 200 *	200	520	320	11.40
AG 3000 250 *	250	620	370	13.20
AG 3000 300 *	300	720	420	14.25

PED · ISO 11901 · NAAMS · VDI 3003 · CNOMO EM.24.54

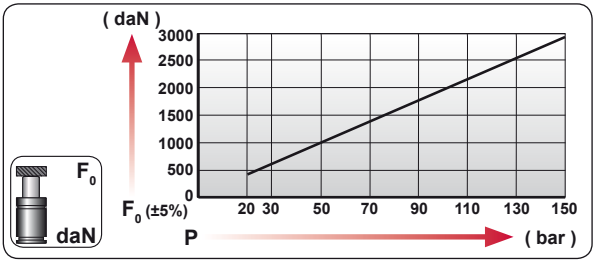

CODE	bar	psi	F0 daN	F1 daN
AG 3000 050	150	2175	2945	4180
AG-H 3000 050	0	0	---	---

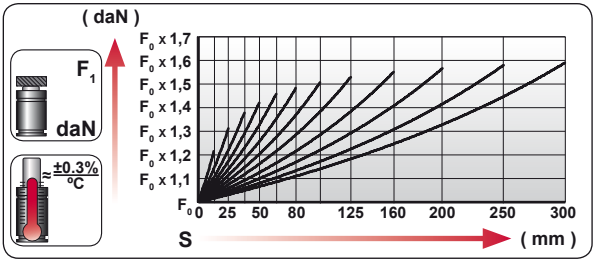

ENG	ORDER
DEU	BESTELLUNG
FRA	COMMANDE
ITA	ORDINE
ESP	PEDIDO
POR	PEDIDO



AG 3000 50

AG 3000 050

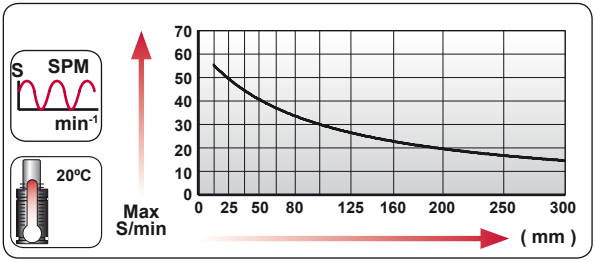



N_2	Smax < 90%	Vmax 2 m/s	bar psi 20 290	bar psi 150 2175	°C °F 0 32	°C °F 80 176	600 CP-

AZOL GAS AGB-H 3000

ISO

		RENAULT EM24.54.700

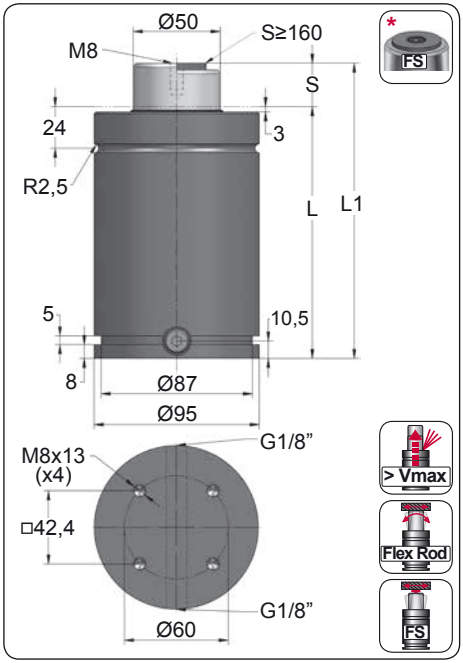

ORDER	S (mm)	L1 ±0,25 (mm)	L (mm)	Kg.
AGB-H 3000 012	12.7	145.4	132.7	5.50
AGB-H 3000 025	25	170	145	5.80
AGB-H 3000 038	38	196	158	6.26
AGB-H 3000 050	50	220	170	6.80
AGB-H 3000 063	63.5	247	183.5	7.20
AGB-H 3000 080	80	280	200	8.21
AGB-H 3000 100	100	320	220	8.40
AGB-H 3000 125	125	370	245	8.98
AGB-H 3000 160 *	160	440	280	10.08
AGB-H 3000 200 *	200	520	320	11.40
AGB-H 3000 250 *	250	620	370	13.20
AGB-H 3000 300 *	300	720	420	14.25

CODE		bar	psi	F_0 daN	F_1 daN
---------		---	---	---	---
AGB-H 3000 050		0	0	---	---

AG





AGB-H











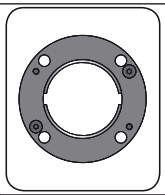

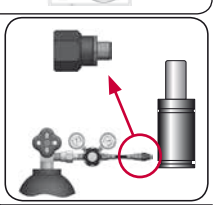

CODE	AG 3000 050 AGB-H 3000 050	KIT XXXXXXX-S KIT XXXXXXX-C	A14-095	18 GA 5 SKK 12R 1/8
ENG ORDER	GAS SPRING	REPAIR KIT	FLANGE	CHARGING ADAPTER
DEU BESTELLUNG	GASDRUCKFEDER	ERSATZTEILSATZ	FLANSCHE	LADEADAPTER
FRA COMMANDE	RESSORT À GAZ	KIT DE RÉPARATION	BRIDE	RACCORD DE CHARGE
ITA ORDINE	CILINDRO AD AZOTO	KIT DI MANUTENZIONE	FLANGE	ADATTATORE DI CARICO
ESP PEDIDO	RESORTE DE GAS	KIT DE REPARACION	BRIDA	ADAPTADOR DE CARGA
POR PEDIDO	CILINDRO DE GÁS	KIT DE MANUTENÇÃO	FLANGE	ADAPTADOR DE CARGA

AG 3000 MOUNTS

ISO

AZOL GAS

A14-095

E24.54.815.G
EM24.54.700/F

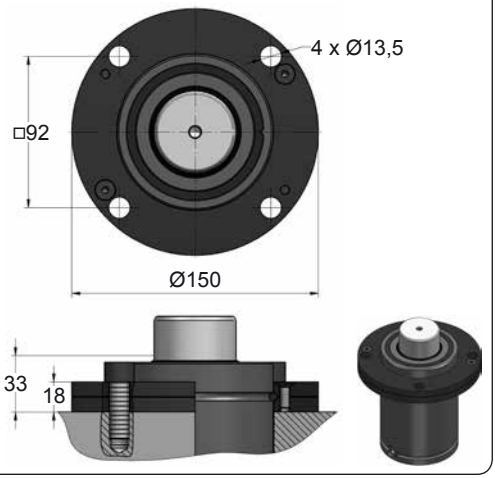

A34-095

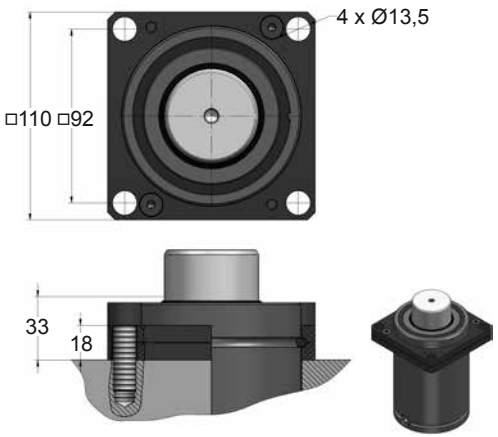

B21-095

EM24.54.700/F

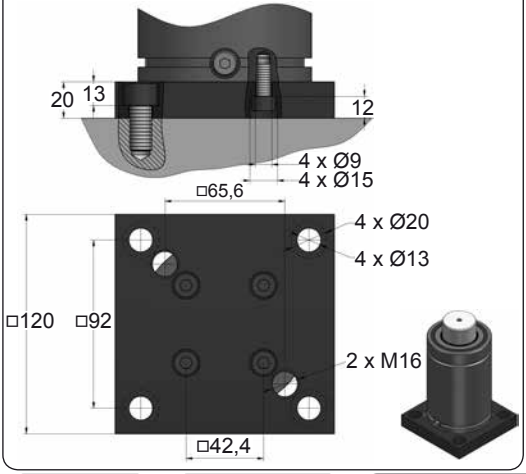

B76-095

EM24.54.700/F

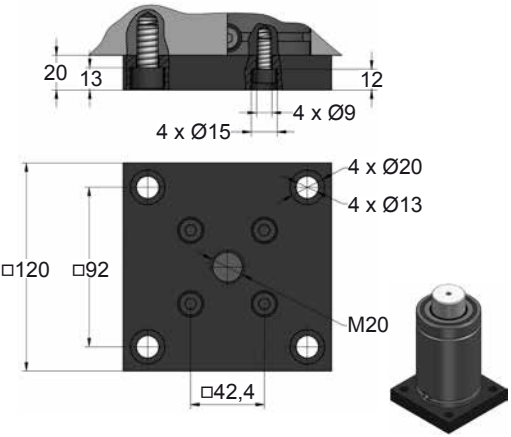







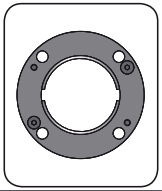

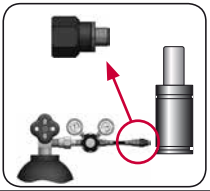

CODE		AG 3000 050	KIT XXXXXXX-S KIT XXXXXXX-C	A14-095	18 GA 5
ENG	ORDER	GAS SPRING	REPAIR KIT	FLANGE	CHARGING ADAPTER
DEU	BESTELLUNG	GASDRUCKFEDER	ERSATZTEILSATZ	FLANSCHE	LADEADAPTER
FRA	COMMANDE	RESSORT À GAZ	KIT DE RÉPARATION	BRIDE	RACCORD DE CHARGE
ITA	ORDINE	CILINDRO AD AZOTO	KIT DI MANUTENZIONE	FLANGE	ADATTATORE DI CARICO
ESP	PEDIDO	RESORTE DE GAS	KIT DE REPARACION	BRIDA	ADAPTADOR DE CARGA
POR	PEDIDO	CILINDRO DE GÁS	KIT DE MANUTENÇÃO	FLANGE	ADAPTADOR DE CARGA

AZOL GAS

AG 3000 MOUNTS

ISO

C05-095

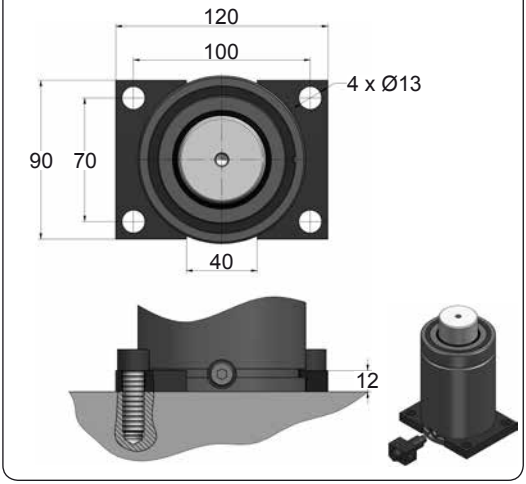

C20-095

ISO VDI E24.54.815.G EM24.54.700/F

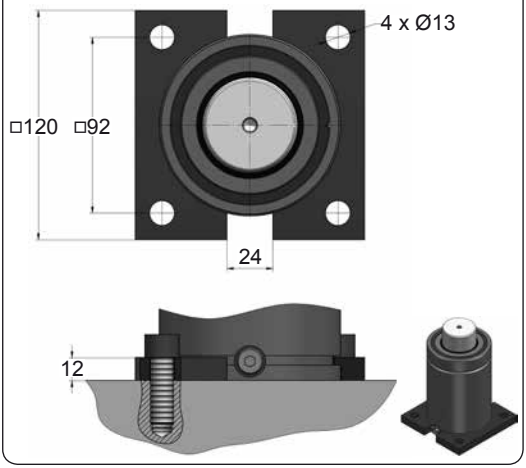

D02-095

ISO E24.54.815.G EM24.54.700/F

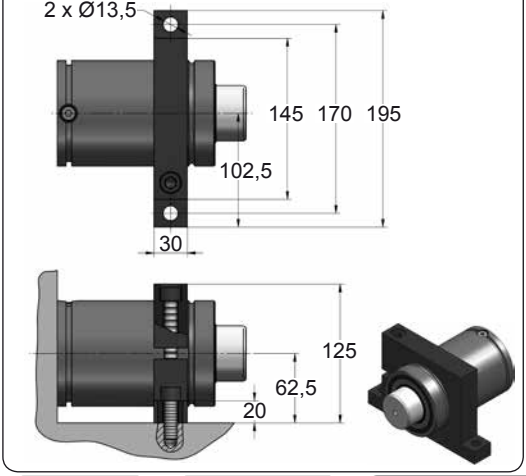

D67-095

VDI

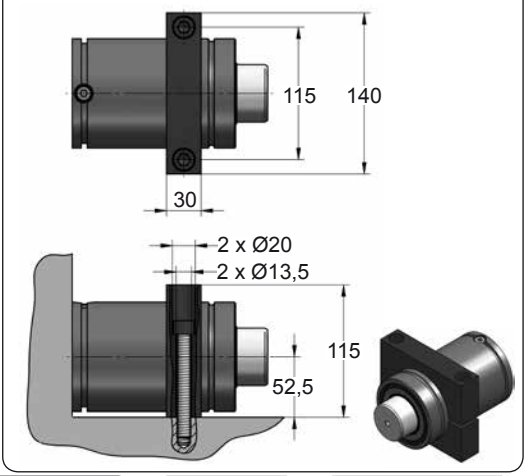



CODE		AG 3000 050	KIT XXXXXXX-S KIT XXXXXXX-C	C05-095	18 GA 5
ENG	ORDER	GAS SPRING	REPAIR KIT	FLANGE	CHARGING ADAPTER
DEU	BESTELLUNG	GASDRUCKFEDER	ERSATZTEILSATZ	FLANSCHE	LADEADAPTER
FRA	COMMANDE	RESSORT À GAZ	KIT DE RÉPARATION	BRIDE	RACCORD DE CHARGE
ITA	ORDINE	CILINDRO AD AZOTO	KIT DI MANUTENZIONE	FLANGE	ADATTATORE DI CARICO
ESP	PEDIDO	RESORTE DE GAS	KIT DE REPARACION	BRIDA	ADAPTADOR DE CARGA
POR	PEDIDO	CILINDRO DE GÁS	KIT DE MANUTENÇÃO	FLANGE	ADAPTADOR DE CARGA

AG 5000

ISO

BMW	B2 4006	FORD	W-DX35-6203	PSA	E24.54.815.G
MB	B8 3180 220 000 001	GM	90.25	RENAULT	EM24.54.700
VW	39D 878			NISSAN	K32S0

AZOL GAS

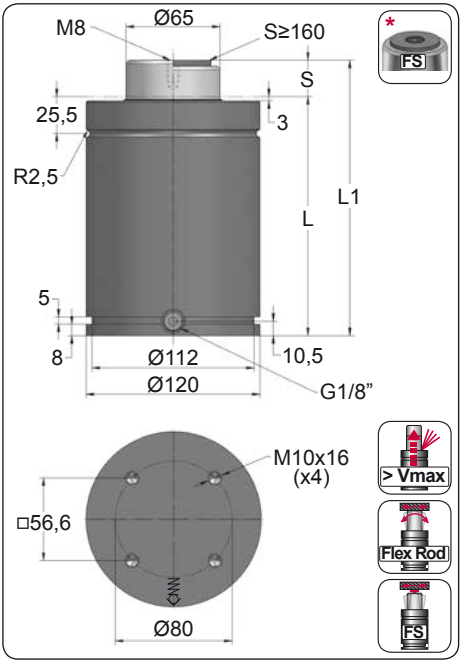

ORDER	S (mm)	L1 ±0,25 (mm)	L (mm)	Kg.
AG 5000 012	12.7	165.4	152.7	10.63
AG 5000 025	25	190	165	11.80
AG 5000 038	38	216	178	11.95
AG 5000 050	50	240	190	12.29
AG 5000 063	63.5	267	203.5	13.01
AG 5000 080	80	300	220	14.60
AG 5000 100	100	340	240	15.05
AG 5000 125	125	390	265	16.40
AG 5000 160 *	160	460	300	18.20
AG 5000 200 *	200	540	340	20.00
AG 5000 250 *	250	640	390	23.40
AG 5000 300 *	300	740	440	25.00

PED · ISO 11901 · NAAMS · VDI 3003 · CNOMO EM.24.54

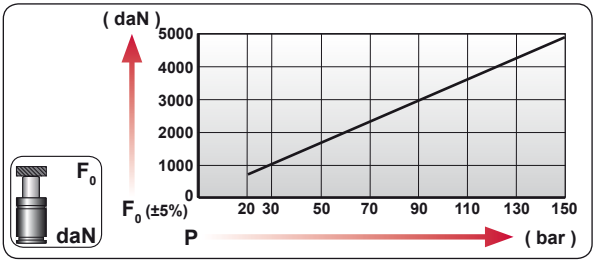

CODE	bar	psi	F_0 daN	F_1 daN
AG 5000 050	150	2175	4980	7170
AG-H 5000 050	0	0	---	---

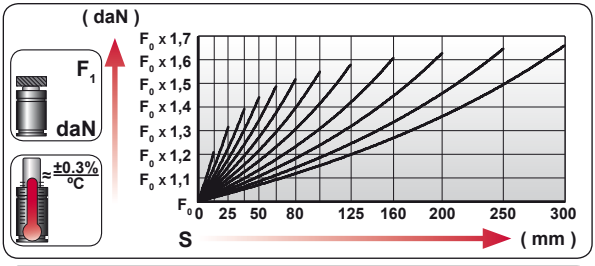

ENG	ORDER
DEU	BESTELLUNG
FRA	COMMANDE
ITA	ORDINE
ESP	PEDIDO
POR	PEDIDO

F_0 daN — S mm

AG 5000 50

AG 5000 050

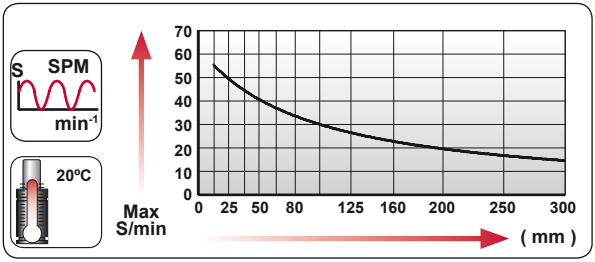



N_2	Smax < 90%	Vmax 2 m/s	bar psi 20 290	bar psi 150 2175	°C °F 0 32	°C °F 80 176	600 CP-

AZOL GAS AGB-H 5000

ISO

		RENAULT EM24.54.700

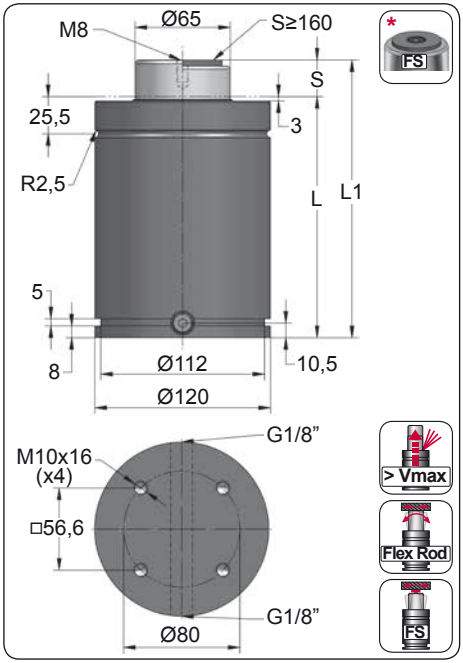

ORDER	S (mm)	L1 ±0,25 (mm)	L (mm)	Kg.
AGB-H 5000 012	12.7	165.4	152.7	10.63
AGB-H 5000 025	25	190	165	11.80
AGB-H 5000 038	38	216	178	11.95
AGB-H 5000 050	50	240	190	12.29
AGB-H 5000 063	63.5	267	203.5	13.01
AGB-H 5000 080	80	300	220	14.60
AGB-H 5000 100	100	340	240	15.05
AGB-H 5000 125	125	390	265	16.40
AGB-H 5000 160 *	160	460	300	18.20
AGB-H 5000 200 *	200	540	340	20.00
AGB-H 5000 250 *	250	640	390	23.40
AGB-H 5000 300 *	300	740	440	25.00

CODE	bar	psi	F_0 daN	F_1 daN
---------	---	---	---	---
AGB-H 5000 050	0	0	---	---

AG





AGB-H











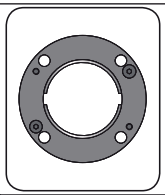

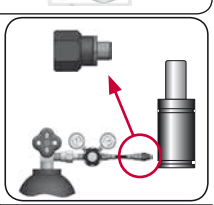

CODE	AG 5000 050 AGB-H 5000 050	KIT XXXXXXX-S KIT XXXXXXX-C	A14-120	18 GA 5 SKK 12R 1/8
ENG ORDER	GAS SPRING	REPAIR KIT	FLANGE	CHARGING ADAPTER
DEU BESTELLUNG	GASDRUCKFEDER	ERSATZTEILSATZ	FLANSCHE	LADEADAPTER
FRA COMMANDE	RESSORT À GAZ	KIT DE RÉPARATION	BRIDE	RACCORD DE CHARGE
ITA ORDINE	CILINDRO AD AZOTO	KIT DI MANUTENZIONE	FLANGE	ADATTATORE DI CARICO
ESP PEDIDO	RESORTE DE GAS	KIT DE REPARACION	BRIDA	ADAPTADOR DE CARGA
POR PEDIDO	CILINDRO DE GÁS	KIT DE MANUTENÇÃO	FLANGE	ADAPTADOR DE CARGA

AG 5000 MOUNTS

ISO

AZOL GAS

A14-120

E24.54.815.G
EM24.54.700/F

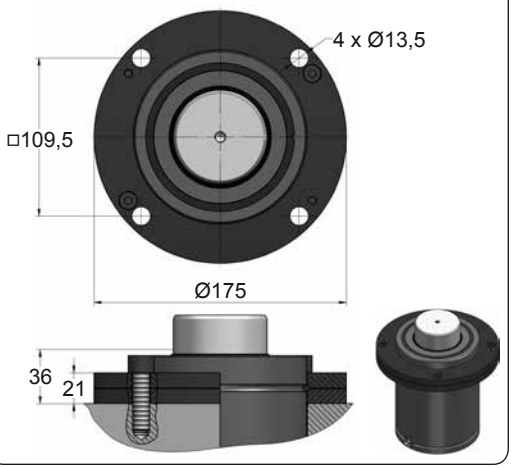

A34-120

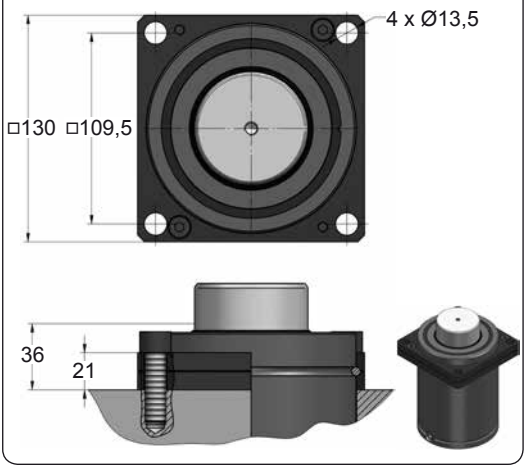

B21-120

EM24.54.700/F

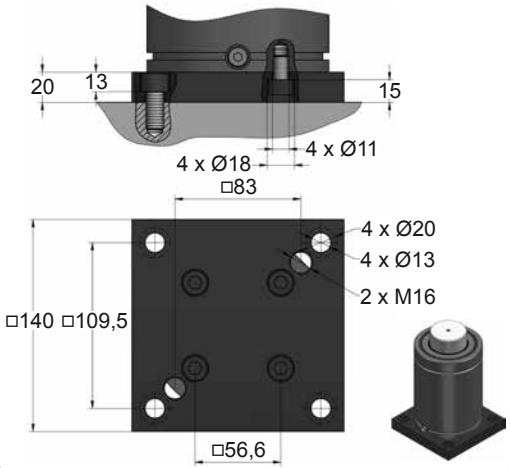

B76-120

EM24.54.700/F

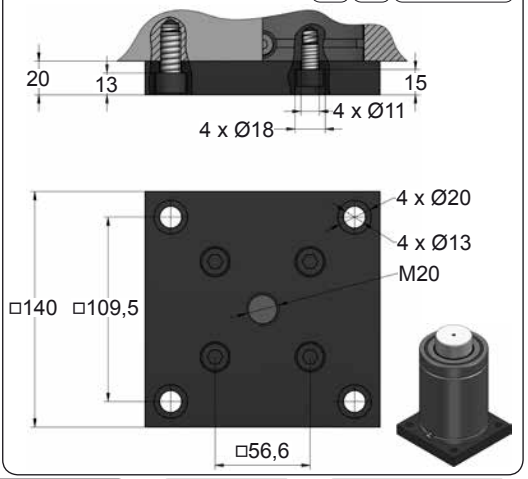







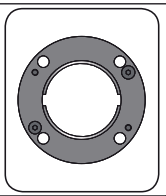

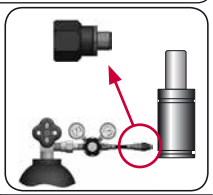

CODE		AG 5000 050	KIT XXXXXXX-S KIT XXXXXXX-C	A14-120	18 GA 5
ENG	ORDER	GAS SPRING	REPAIR KIT	FLANGE	CHARGING ADAPTER
DEU	BESTELLUNG	GASDRUCKFEDER	ERSATZTEILSATZ	FLANSCHE	LADEADAPTER
FRA	COMMANDE	RESSORT À GAZ	KIT DE RÉPARATION	BRIDE	RACCORD DE CHARGE
ITA	ORDINE	CILINDRO AD AZOTO	KIT DI MANUTENZIONE	FLANGE	ADATTATORE DI CARICO
ESP	PEDIDO	RESORTE DE GAS	KIT DE REPARACION	BRIDA	ADAPTADOR DE CARGA
POR	PEDIDO	CILINDRO DE GÁS	KIT DE MANUTENÇÃO	FLANGE	ADAPTADOR DE CARGA

AZOL GAS

AG 5000 MOUNTS

ISO

C05-120

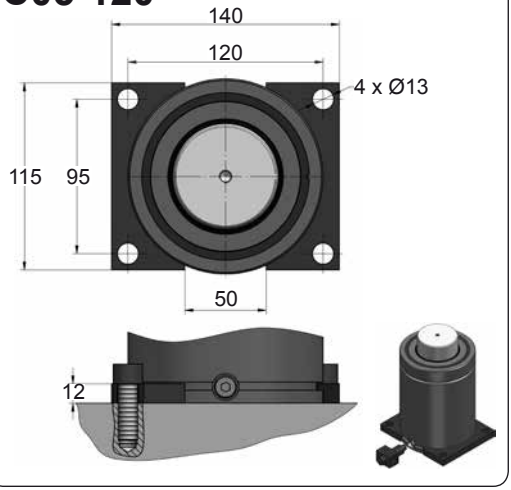

C20-120

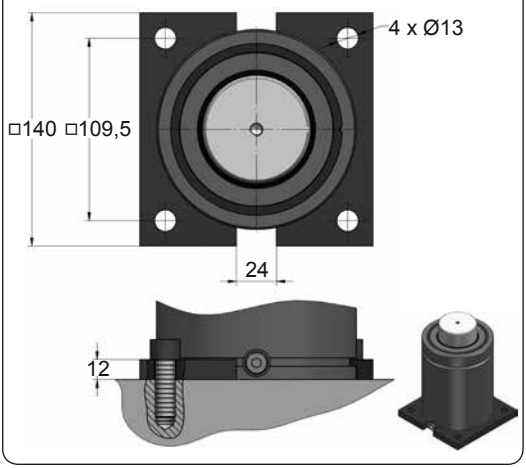

D02-120

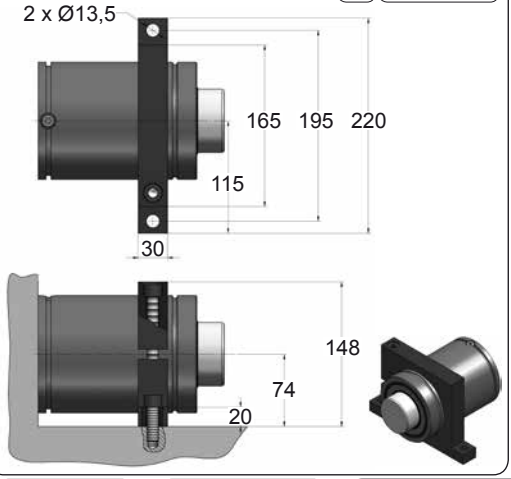

D67-120

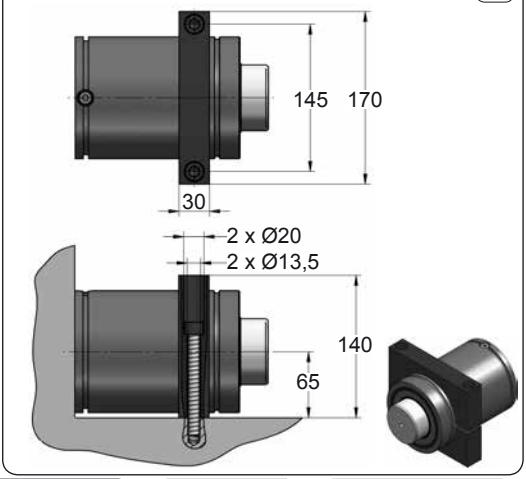







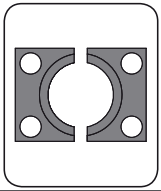

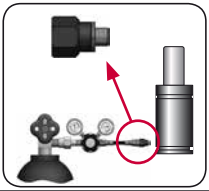

CODE		AG 5000 050	KIT XXXXXXX-S KIT XXXXXXX-C	C05-120	18 GA 5
ENG	ORDER	GAS SPRING	REPAIR KIT	FLANGE	CHARGING ADAPTER
DEU	BESTELLUNG	GASDRUCKFEDER	ERSATZTEILSATZ	FLANSCHE	LADEADAPTER
FRA	COMMANDE	RESSORT À GAZ	KIT DE RÉPARATION	BRIDE	RACCORD DE CHARGE
ITA	ORDINE	CILINDRO AD AZOTO	KIT DI MANUTENZIONE	FLANGE	ADATTATORE DI CARICO
ESP	PEDIDO	RESORTE DE GAS	KIT DE REPARACION	BRIDA	ADAPTADOR DE CARGA
POR	PEDIDO	CILINDRO DE GÁS	KIT DE MANUTENÇÃO	FLANGE	ADAPTADOR DE CARGA

AG 7500

ISO

BMW	B2 4006	FORD	W-DX35-6203	PSA	E24.54.815.G
MB	B8 3180 220 000 001	GM	90.25	RENAULT	EM24.54.700
VW	39D 878				

AZOL GAS

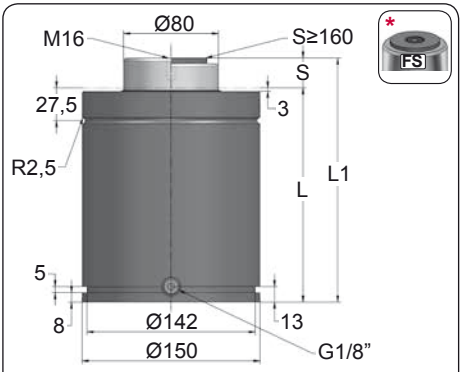

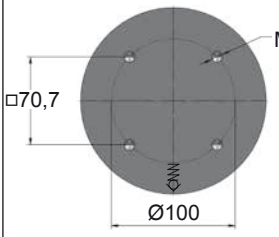

FS

> Vmax

Flex Rod

FS

ORDER	S (mm)	L1 ±0,25 (mm)	L (mm)	Kg.
AG 7500 012	12.7	180.4	167.7	18.70
AG 7500 025	25	205	180	19.39
AG 7500 038	38	231	193	20.40
AG 7500 050	50	255	205	21.50
AG 7500 063	63.5	282	218.5	22.20
AG 7500 080	80	315	235	23.50
AG 7500 100	100	355	255	26.00
AG 7500 125	125	405	280	27.00
AG 7500 160 *	160	475	315	32.20
AG 7500 200 *	200	555	355	34.20
AG 7500 250 *	250	655	405	38.20
AG 7500 300 *	300	755	455	43.00

PED 97/23/CE

ISO 11901

NAAMS

VDI 3003

ONORM EM.24.54

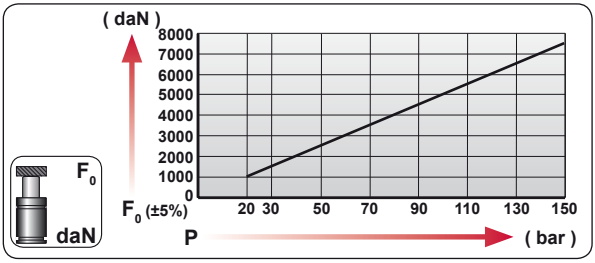

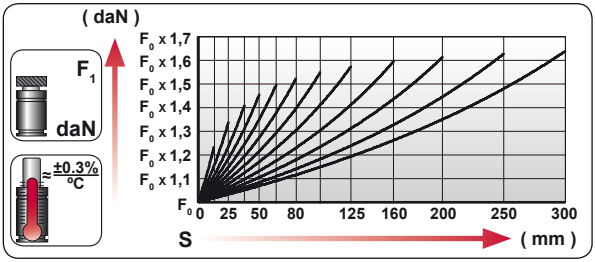

CODE	bar	psi	F0 daN	F1 daN
AG 7500 050	150	2175	7540	10960
AG-H 7500 050	0	0	---	---

ENG	ORDER
DEU	BESTELLUNG
FRA	COMMANDE
ITA	ORDINE
ESP	PEDIDO
POR	PEDIDO

F0 daN

S mm

AG 7500 50

AG 7500 050

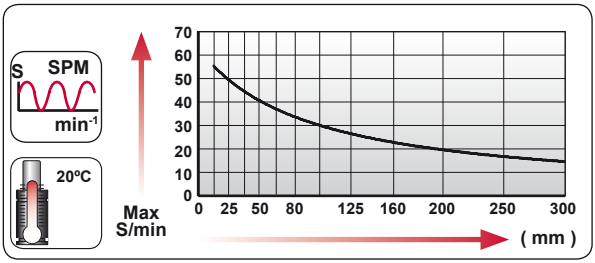

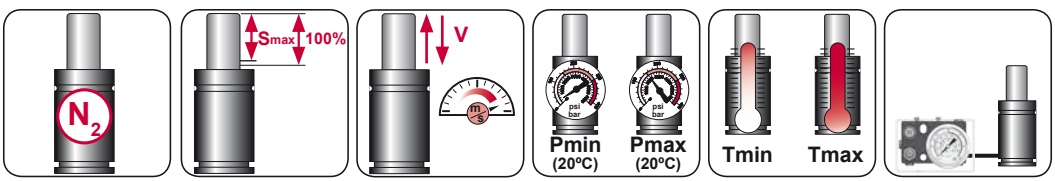

N_2	Smax < 90%	Vmax 2 m/s	bar psi 20 290	bar psi 150 2175	°C °F 0 32	°C °F 80 176	600 CP-

AZOL GAS AGB-H 7500

ISO

		RENAULT EM24.54.700

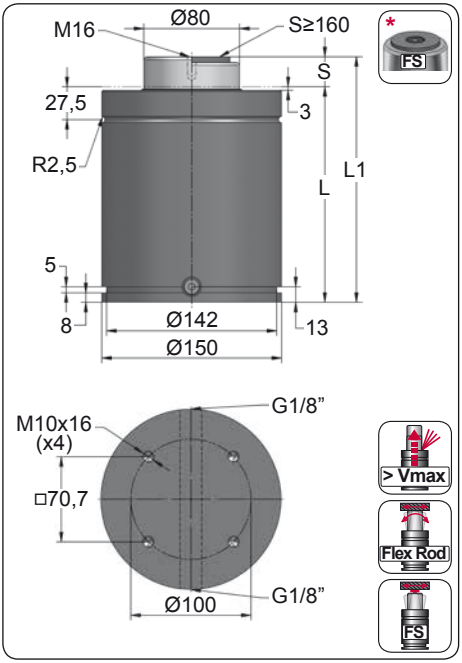

ORDER	S (mm)	L1 ±0,25 (mm)	L (mm)	Kg.
AGB-H 7500 012	12.7	180.4	167.7	18.70
AGB-H 7500 025	25	205	180	19.39
AGB-H 7500 038	38	231	193	20.40
AGB-H 7500 050	50	255	205	21.50
AGB-H 7500 063	63.5	282	218.5	22.20
AGB-H 7500 080	80	315	235	23.50
AGB-H 7500 100	100	355	255	26.00
AGB-H 7500 125	125	405	280	27.00
AGB-H 7500 160 *	160	475	315	32.20
AGB-H 7500 200 *	200	555	355	34.20
AGB-H 7500 250 *	250	655	405	38.20
AGB-H 7500 300 *	300	755	455	43.00

CODE	bar	psi	F_0 daN	F_1 daN
---------	---	---	---	---
AGB-H 7500 050	0	0	---	---

AG





AGB-H











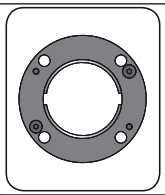

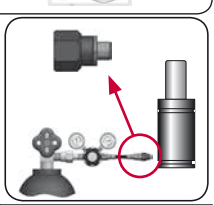

CODE	AG 7500 050 AGB-H 7500 050	KIT XXXXXXX-S KIT XXXXXXX-C	A14-150	18 GA 5 SKK 12R 1/8
ENG ORDER	GAS SPRING	REPAIR KIT	FLANGE	CHARGING ADAPTER
DEU BESTELLUNG	GASDRUCKFEDER	ERSATZTEILSATZ	FLANSCHE	LADEADAPTER
FRA COMMANDE	RESSORT À GAZ	KIT DE RÉPARATION	BRIDE	RACCORD DE CHARGE
ITA ORDINE	CILINDRO AD AZOTO	KIT DI MANUTENZIONE	FLANGE	ADATTATORE DI CARICO
ESP PEDIDO	RESORTE DE GAS	KIT DE REPARACION	BRIDA	ADAPTADOR DE CARGA
POR PEDIDO	CILINDRO DE GÁS	KIT DE MANUTENÇÃO	FLANGE	ADAPTADOR DE CARGA

AG 7500 MOUNTS

ISO

AZOL GAS

A14-150

E24.54.815.G
EM24.54.700/F

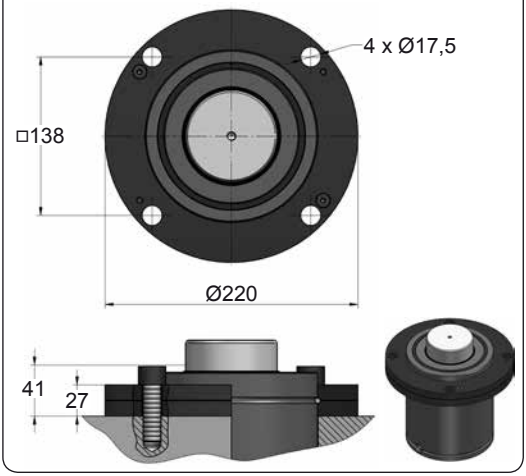

A34-150

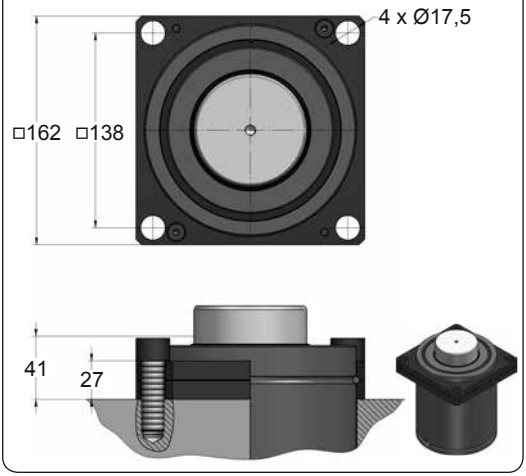

B21-150

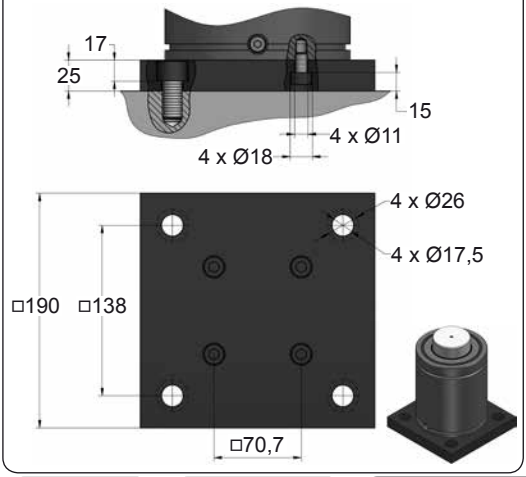

B76-150

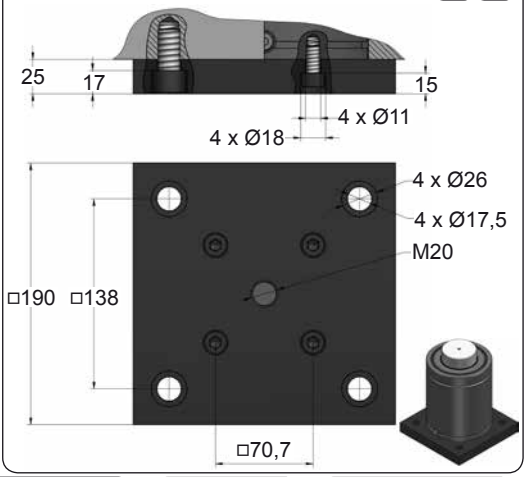







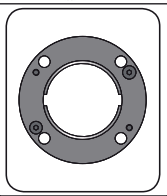

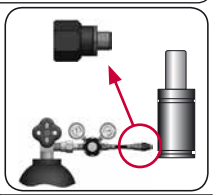

CODE		AG 7500 050	KIT XXXXXXX-S KIT XXXXXXX-C	A14-150	18 GA 5
ENG	ORDER	GAS SPRING	REPAIR KIT	FLANGE	CHARGING ADAPTER
DEU	BESTELLUNG	GASDRUCKFEDER	ERSATZTEILSATZ	FLANSCHE	LADEADAPTER
FRA	COMMANDE	RESSORT À GAZ	KIT DE RÉPARATION	BRIDE	RACCORD DE CHARGE
ITA	ORDINE	CILINDRO AD AZOTO	KIT DI MANUTENZIONE	FLANGE	ADATTATORE DI CARICO
ESP	PEDIDO	RESORTE DE GAS	KIT DE REPARACION	BRIDA	ADAPTADOR DE CARGA
POR	PEDIDO	CILINDRO DE GÁS	KIT DE MANUTENÇÃO	FLANGE	ADAPTADOR DE CARGA

AZOL GAS

AG 7500 MOUNTS

ISO

C05-150

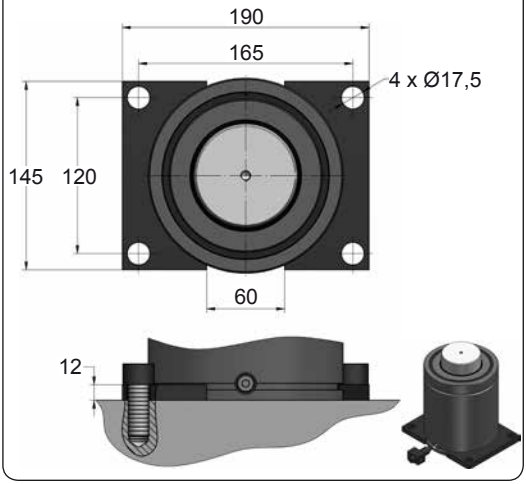

C20-150

ISO VDI E24.54.815.G EM24.54.700/F

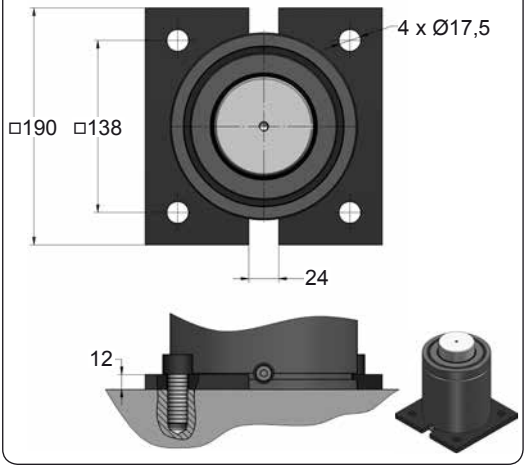

D02-150

ISO E24.54.815.G

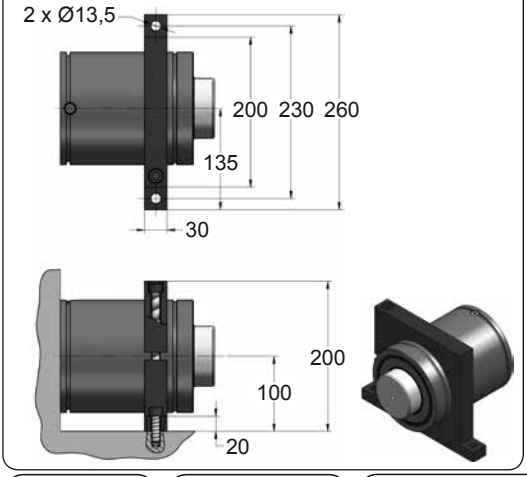

D67-150

VDI

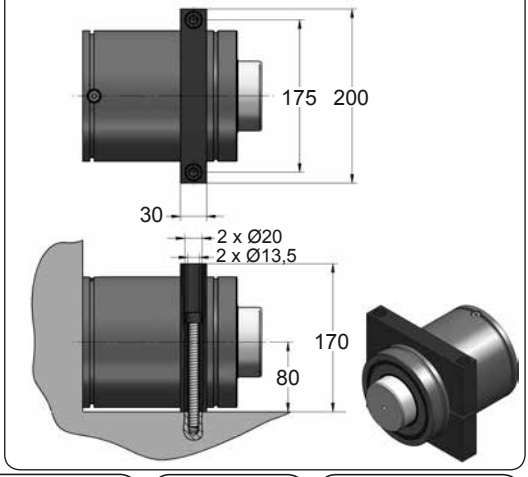







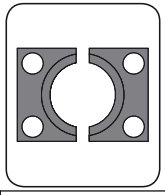

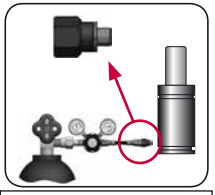

CODE		AG 7500 050	KIT XXXXXXX-S KIT XXXXXXX-C	C05-150	18 GA 5
ENG	ORDER	GAS SPRING	REPAIR KIT	FLANGE	CHARGING ADAPTER
DEU	BESTELLUNG	GASDRUCKFEDER	ERSATZTEILSATZ	FLANSCHE	LADEADAPTER
FRA	COMMANDE	RESSORT À GAZ	KIT DE RÉPARATION	BRIDE	RACCORD DE CHARGE
ITA	ORDINE	CILINDRO AD AZOTO	KIT DI MANUTENZIONE	FLANGE	ADATTATORE DI CARICO
ESP	PEDIDO	RESORTE DE GAS	KIT DE REPARACION	BRIDA	ADAPTADOR DE CARGA
POR	PEDIDO	CILINDRO DE GÁS	KIT DE MANUTENÇÃO	FLANGE	ADAPTADOR DE CARGA

AG 10000

ISO

	GM 90.25	RENAULT EM24.54.700

AZOL GAS

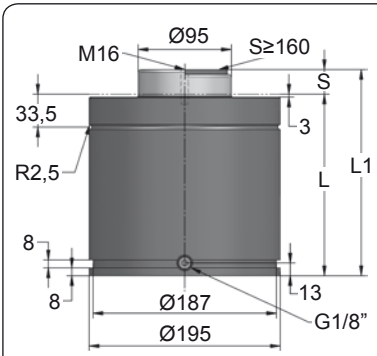

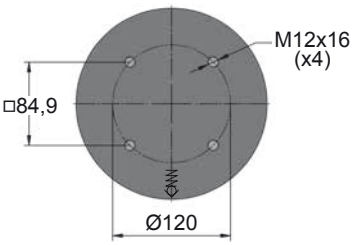





ORDER	S (mm)	L1 ±0,25 (mm)	L (mm)	Kg.
AG 10000 012	12.7	185.4	172.7	32.77
AG 10000 025	25	210	185	34.40
AG 10000 038	38	236	198	36.12
AG 10000 050	50	260	210	37.71
AG 10000 063	63.5	287	223.5	39.49
AG 10000 080	80	320	240	41.67
AG 10000 100	100	360	260	44.32
AG 10000 125	125	410	285	47.63
AG 10000 160 *	160	480	320	52.25
AG 10000 200 *	200	560	360	57.54
AG 10000 250 *	250	660	410	64.16
AG 10000 300 *	300	760	460	70.77

PED 97/23/CE · ISO 11901 · NAAMS · VDI 3003 · CNOMO EM.24.54

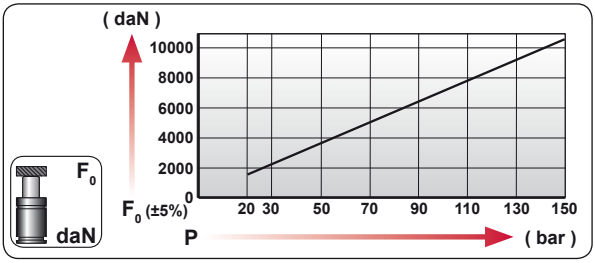

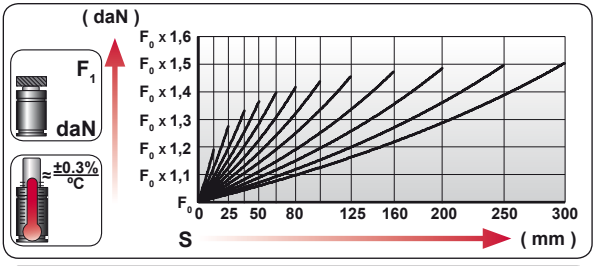

CODE		bar	psi	F0 daN	F1 daN
AG 10000 050		145	2105	10280	14035
AG-H 10000 050		0	0	- - -	- - -

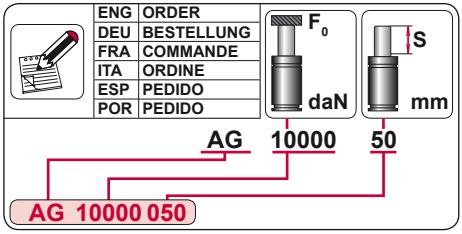

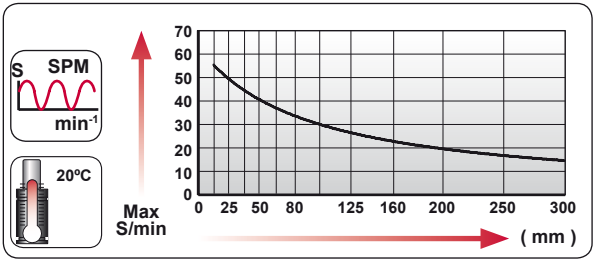



N_2	Smax < 90%	Vmax 2 m/s	bar psi 20 290	bar psi 150 2175	ºC ºF 0 32	ºC ºF 80 176	600 CP-

AZOL GAS AGB-H 10000

ISO

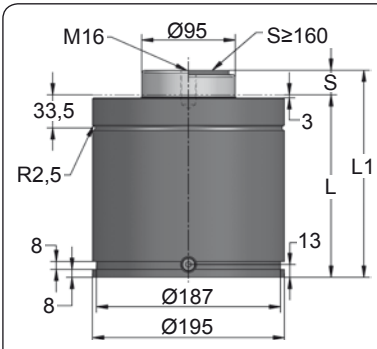

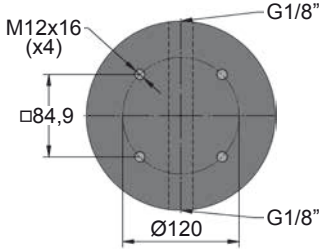

* FS

> Vmax

Flex Rod

FS

ORDER	S (mm)	L1 ±0,25 (mm)	L (mm)	Kg.
AGB-H 10000 012	12.7	185.4	172.7	32.77
AGB-H 10000 025	25	210	185	34.40
AGB-H 10000 038	38	236	198	36.12
AGB-H 10000 050	50	260	210	37.71
AGB-H 10000 063	63.5	287	223.5	39.49
AGB-H 10000 080	80	320	240	41.67
AGB-H 10000 100	100	360	260	44.32
AGB-H 10000 125	125	410	285	47.63
AGB-H 10000 160 *	160	480	320	52.25
AGB-H 10000 200 *	200	560	360	57.54
AGB-H 10000 250 *	250	660	410	64.16
AGB-H 10000 300 *	300	760	460	70.77

CODE		bar	psi	F_0 daN	F_1 daN
---------		---	---	---	---
AGB-H 10000 050		0	0	---	---

AG





AGB-H











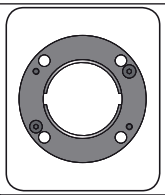

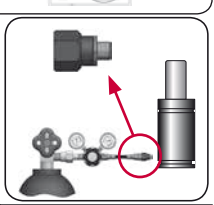

CODE	AG 10000 050 AGB-H 10000 050	KIT XXXXXXX-S KIT XXXXXXX-C	A14-195	18 GA 5 SKK 12R 1/8
ENG ORDER	GAS SPRING	REPAIR KIT	FLANGE	CHARGING ADAPTER
DEU BESTELLUNG	GASDRUCKFEDER	ERSATZTEILSATZ	FLANSCHE	LADEADAPTER
FRA COMMANDE	RESSORT À GAZ	KIT DE RÉPARATION	BRIDE	RACCORD DE CHARGE
ITA ORDINE	CILINDRO AD AZOTO	KIT DI MANUTENZIONE	FLANGE	ADATTATORE DI CARICO
ESP PEDIDO	RESORTE DE GAS	KIT DE REPARACION	BRIDA	ADAPTADOR DE CARGA
POR PEDIDO	CILINDRO DE GÁS	KIT DE MANUTENÇÃO	FLANGE	ADAPTADOR DE CARGA

AG 10000 MOUNTS

ISO

AZOL GAS

A14-195

EM24.54.700/F

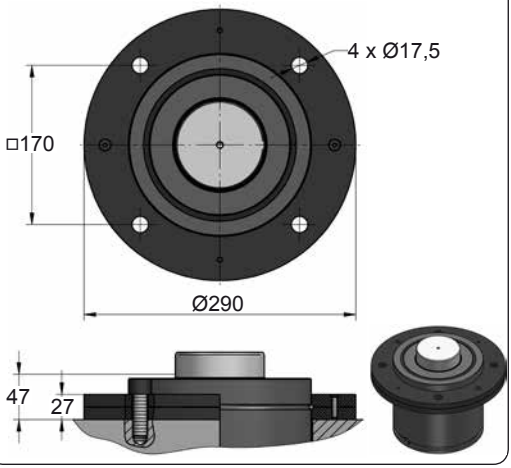

A34-195

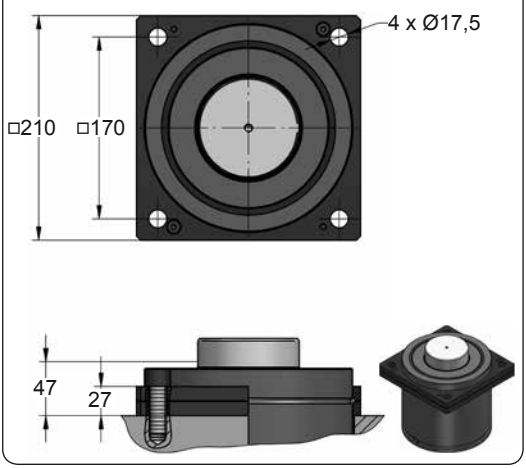

B21-195

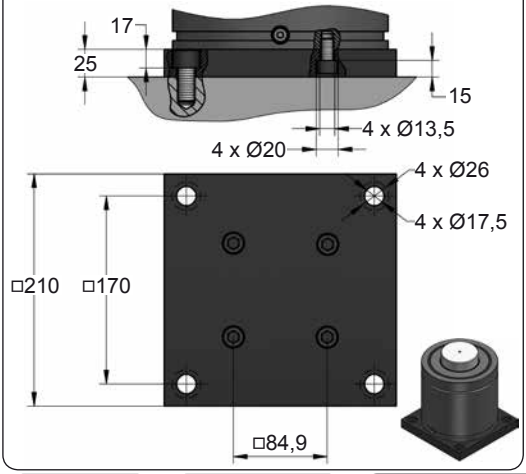

B76-195

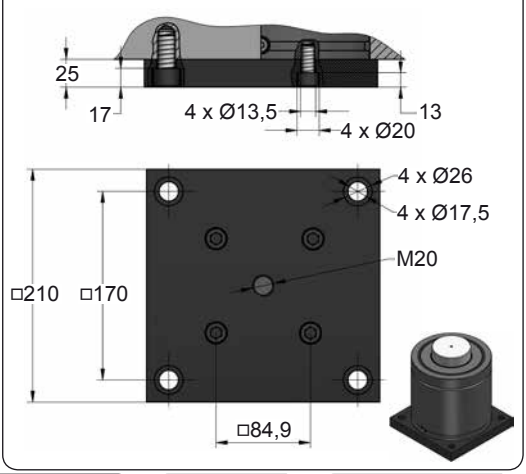







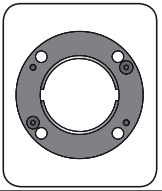

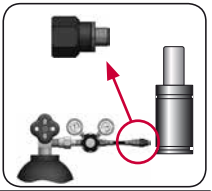

CODE		AG 10000 050	KIT XXXXXXX-S KIT XXXXXXX-C	A14-195	18 GA 5
ENG	ORDER	GAS SPRING	REPAIR KIT	FLANGE	CHARGING ADAPTER
DEU	BESTELLUNG	GASDRUCKFEDER	ERSATZTEILSATZ	FLANSCHE	LADEADAPTER
FRA	COMMANDE	RESSORT À GAZ	KIT DE RÉPARATION	BRIDE	RACCORD DE CHARGE
ITA	ORDINE	CILINDRO AD AZOTO	KIT DI MANUTENZIONE	FLANGE	ADATTATORE DI CARICO
ESP	PEDIDO	RESORTE DE GAS	KIT DE REPARACION	BRIDA	ADAPTADOR DE CARGA
POR	PEDIDO	CILINDRO DE GÁS	KIT DE MANUTENÇÃO	FLANGE	ADAPTADOR DE CARGA

AZOL GAS

AG 10000 MOUNTS

ISO

C05-195

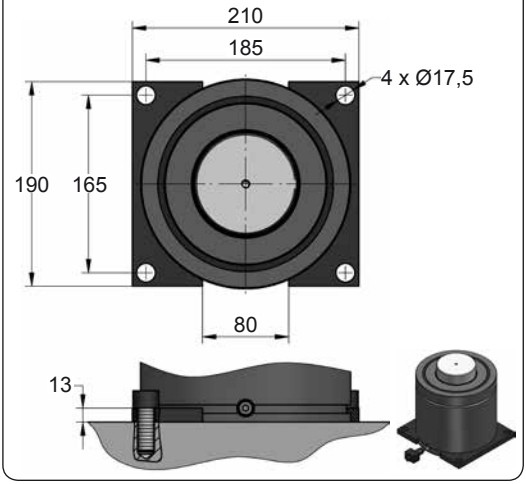

C20-195

ISO VDI EM24.54.700/F

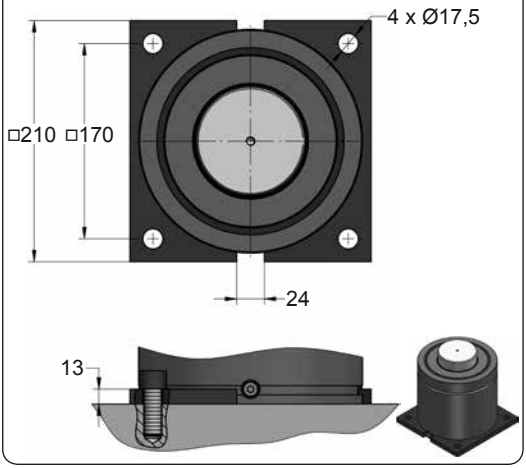

D02-195

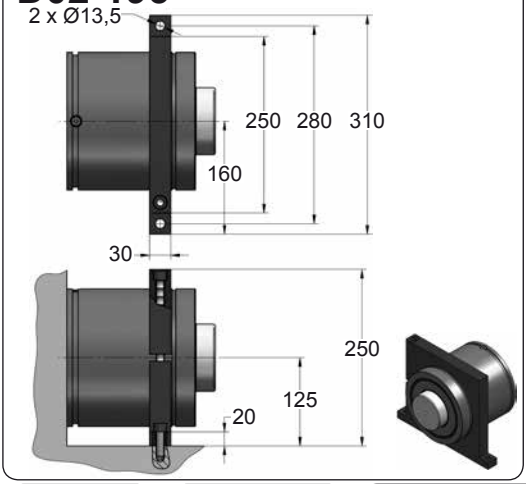







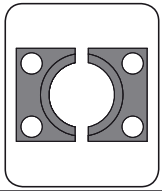

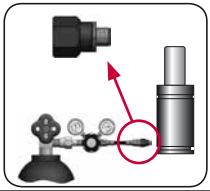

CODE		AG 10000 050	KIT XXXXXXX-S KIT XXXXXXX-C	C05-195	18 GA 5
ENG	ORDER	GAS SPRING	REPAIR KIT	FLANGE	CHARGING ADAPTER
DEU	BESTELLUNG	GASDRUCKFEDER	ERSATZTEILSATZ	FLANSCHE	LADEADAPTER
FRA	COMMANDE	RESSORT À GAZ	KIT DE RÉPARATION	BRIDE	RACCORD DE CHARGE
ITA	ORDINE	CILINDRO AD AZOTO	KIT DI MANUTENZIONE	FLANGE	ADATTATORE DI CARICO
ESP	PEDIDO	RESORTE DE GAS	KIT DE REPARACION	BRIDA	ADAPTADOR DE CARGA
POR	PEDIDO	CILINDRO DE GÁS	KIT DE MANUTENÇÃO	FLANGE	ADAPTADOR DE CARGA

MOUNTS

ISO

AZOL GAS

B51-045

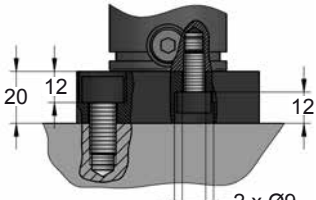

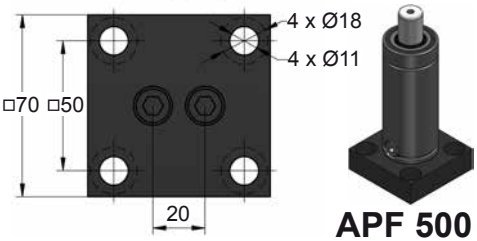

APF 500

B51-050

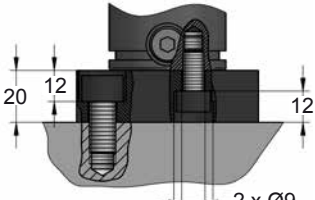

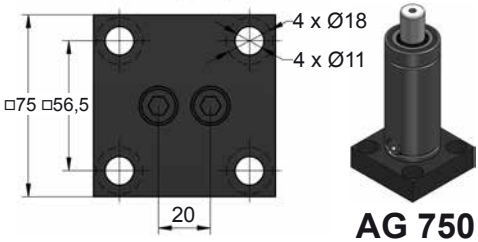

AG 750

AZOL GAS

MOUNTS
ISO

B16-095

E24.54.815.G

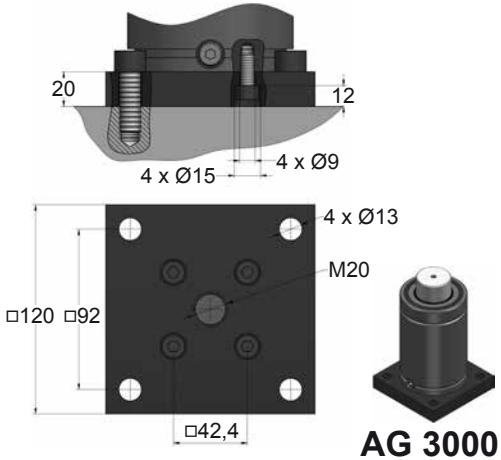

AG 3000

B16-120

E24.54.815.G

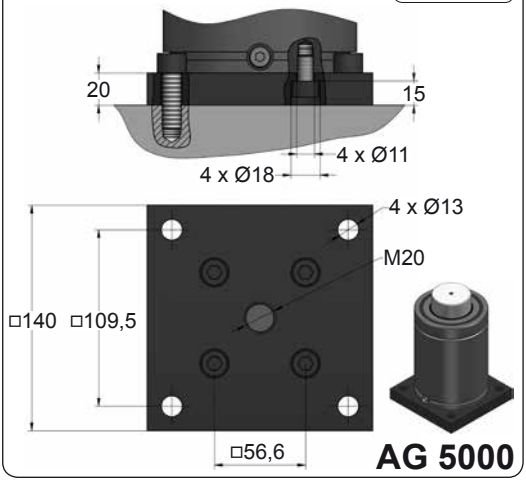

AG 5000

B16-150

E24.54.815.G

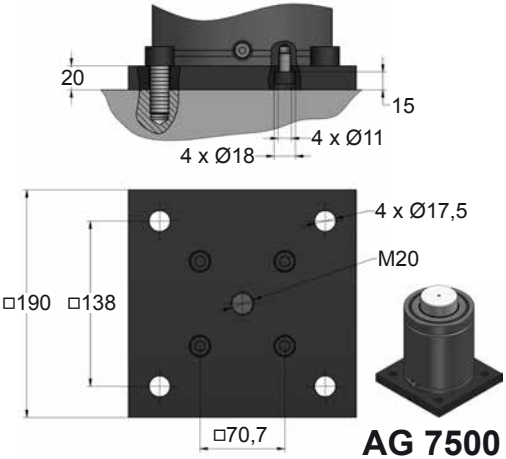

AG 7500

AZOL GAS

CD HEAVY DUTY LARGE

MODEL	F_0	Ø	S	L1	Pmax	Charge Port		
CD 300 V1	300	Ø32	10 - 125	70 - 300	150	M6	✓	✓
CD 500 V1	500	Ø38	10 - 125	70 - 300	150	M6	✓	✓
CD 700	700	Ø45	12.7 - 160	110.4 - 405	150	G1/8"	✓	✓
CD 1000 V1	1000	Ø50	13 - 300	121 - 695	150	G1/8"	✓	✓
CD 1500 V1	1500	Ø63	25 - 200	145 - 495	150	G1/8"	✓	✓
CD 2400	2400	Ø75	25 - 300	160 - 710	150	G1/8"	✓	✓
CD 4200	4200	Ø95	25 - 300	170 - 720	150	G1/8"	✓	✓
CD 6600	6600	Ø120	25 - 300	190 - 740	150	G1/8"	✓	✓
CD 9600	9600	Ø150	25 - 300	205 - 755	150	G1/8"	✓	✓
CD 18500	18500	Ø195	25 - 300	210 - 760	150	G1/8"	✓	✓

S mm		50 Ø50 L1=131 L1=138 L1=152	50 Ø50 L1=138	50 Ø50 L1=138 L1=150 L1=150	50 Ø50 L1=170 L1=185 **L1=195**	50 Ø50 L1=195	50 Ø50 L1=165 L1=190	50 Ø50 L1=220
Ø mm								
L1 mm								
F_0 daN		1000 1000 1000	1000	1000 1000 750	750 1000 **1000**	750	1700 2000	1800
MODEL	✕	CR 1000 CW 1000 KZ 1000	AS 1000	CT 1000 CK 1000 FD 750	GN 750 CM 1000 CD 1000	AG 750	CPH 1700 CP 2000	CS 1800
SERIES	MINI	COMPACT HEIGHT	THREADED	LOW PROFILE	HEAVY DUTY	ISO	HEAVY LOAD	POWER COMPACT STROKE

CD 300 V1

Heavy Duty

AZOL GAS

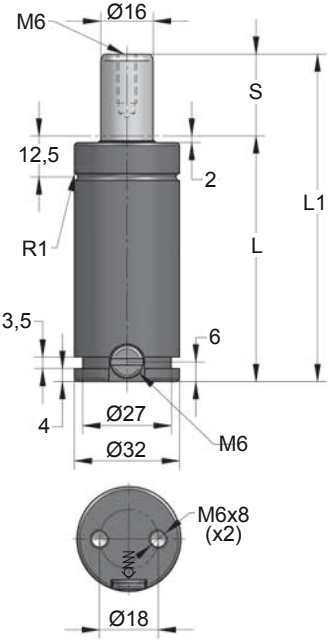

ORDER	S (mm)	L1 ±0,25 (mm)	L (mm)	Kg.
CD 300 010 V1	10	70	60	0.29
CD 300 012 V1	12.7	75.4	62.7	0.30
CD 300 016 V1	16	82	66	0.31
CD 300 025 V1	25	100	75	0.35
CD 300 038 V1	38	126	88	0.40
CD 300 050 V1	50	150	100	0.44
CD 300 063 V1	63.5	177	113.5	0.50
CD 300 080 V1	80	210	130	0.56
CD 300 100 V1	100	250	150	0.64
CD 300 125 V1	125	300	175	0.74

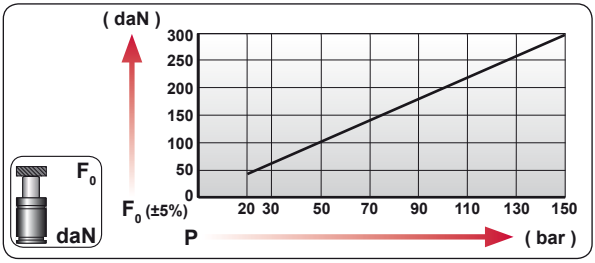

CODE	bar	psi	F_0 daN	F_1 daN
CD 300 050 V1	150	2175	300	470
CD-H 300 050 V1	0	0	---	---

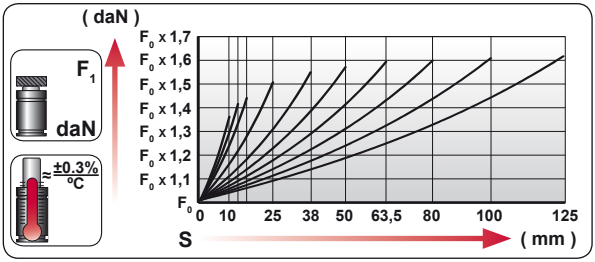

ENG	ORDER
DEU	BESTELLUNG
FRA	COMMANDE
ITA	ORDINE
ESP	PEDIDO
POR	PEDIDO



CD 300 50

CD 300 050 V1

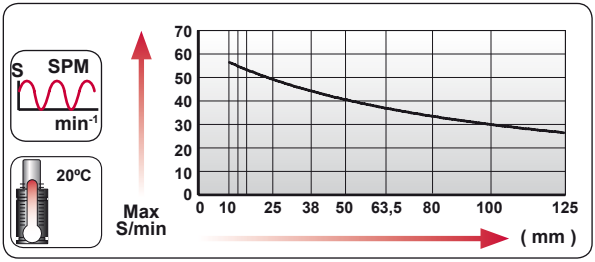



N_2	Smax < 90%	Vmax 1,6 m/s	bar psi 20 290	bar psi 150 2175	°C °F 0 32	°C °F 80 176	600 CP-

AZOL GAS

CD 300 V1 MOUNTS

Heavy Duty

A14-032

ISO | E24.54.815.G EM24.54.700/F

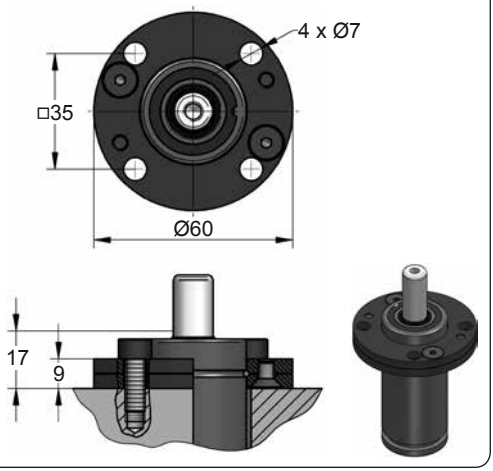

A34-032

VDI

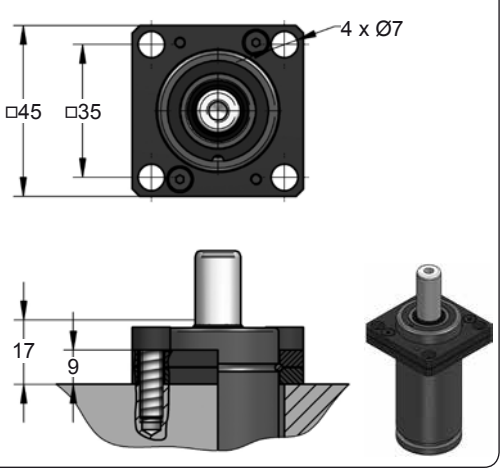

C20-032

ISO | VDI | E24.54.815.G EM24.54.700/F

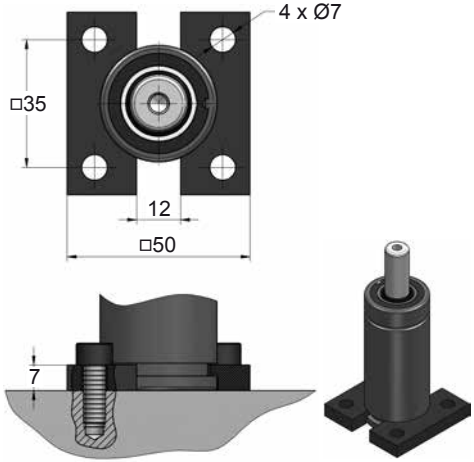

D02-032

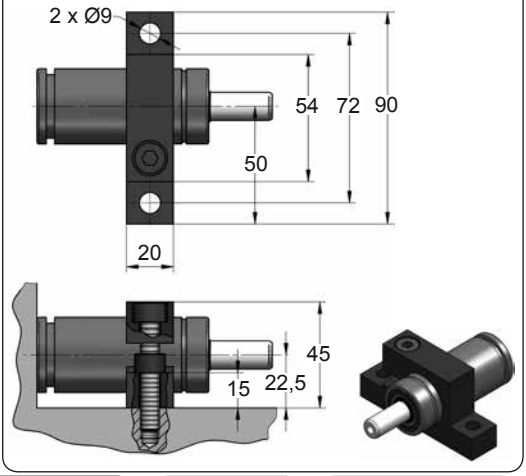







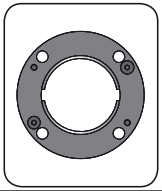

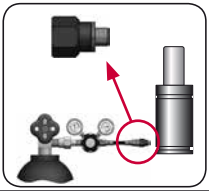

CODE		CD 300 050 V1	KIT XXXXXXX-S KIT XXXXXXX-C	A14-032	06 GA 11
ENG	ORDER	GAS SPRING	REPAIR KIT	FLANGE	CHARGING ADAPTER
DEU	BESTELLUNG	GASDRUCKFEDER	ERSATZTEILSATZ	FLANSCHE	LADEADAPTER
FRA	COMMANDE	RESSORT À GAZ	KIT DE RÉPARATION	BRIDE	RACCORD DE CHARGE
ITA	ORDINE	CILINDRO AD AZOTO	KIT DI MANUTENZIONE	FLANGE	ADATTATORE DI CARICO
ESP	PEDIDO	RESORTE DE GAS	KIT DE REPARACION	BRIDA	ADAPTADOR DE CARGA
POR	PEDIDO	CILINDRO DE GÁS	KIT DE MANUTENÇÃO	FLANGE	ADAPTADOR DE CARGA

CD 500 V1

Heavy Duty

AZOL GAS

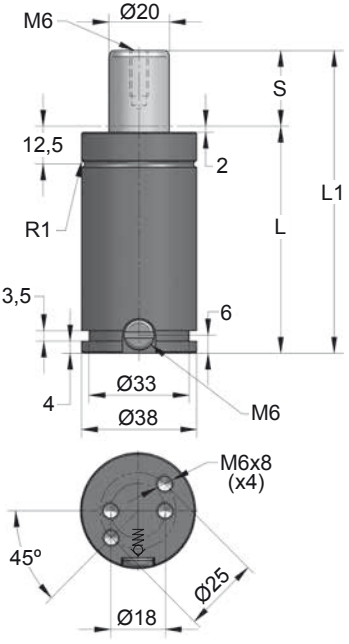

ORDER	S (mm)	L1 ±0,25 (mm)	L (mm)	Kg.
CD 500 010 V1	10	70	60	0.40
CD 500 012 V1	12.7	75.4	62.7	0.42
CD 500 016 V1	16	82	66	0.44
CD 500 025 V1	25	100	75	0.48
CD 500 038 V1	38	126	88	0.55
CD 500 050 V1	50	150	100	0.61
CD 500 063 V1	63.5	177	113.5	0.68
CD 500 080 V1	80	210	130	0.77
CD 500 100 V1	100	250	150	0.87
CD 500 125 V1	125	300	175	1.00

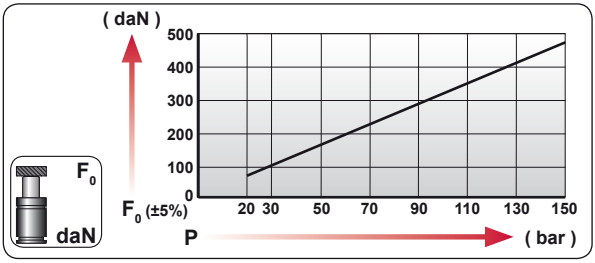

CODE	bar	psi	F_0 daN	F_1 daN
CD 500 050 V1	150	1885	470	730
CD-H 500 050 V1	0	0	---	---

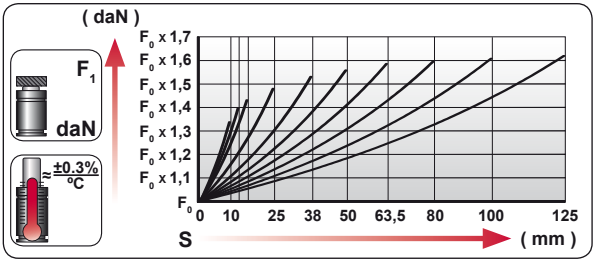

ENG	ORDER
DEU	BESTELLUNG
FRA	COMMANDE
ITA	ORDINE
ESP	PEDIDO
POR	PEDIDO



CD 500 50

CD 500 050 V1

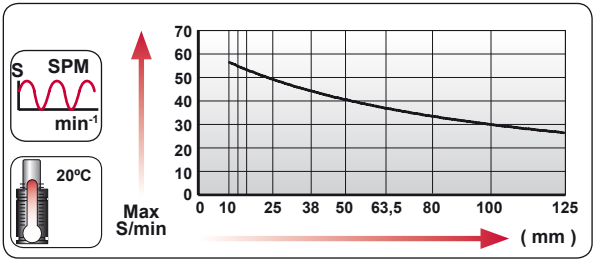



N_2	Smax < 90%	Vmax 1,6 m/s	bar psi 20 290	bar psi 150 2175	°C °F 0 32	°C °F 80 176	600 CP-

AZOL GAS

CD 500 V1 MOUNTS

Heavy Duty

A14-038

E24.54.815.G
EM24.54.700/F

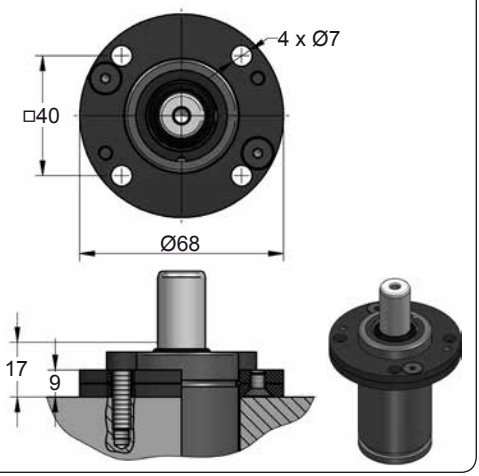

A34-038

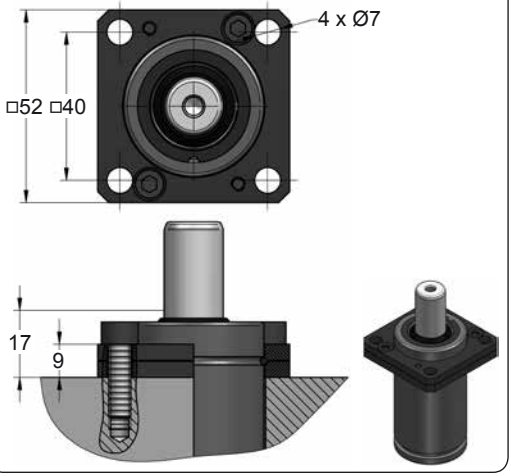

C20-038

E24.54.815.G
EM24.54.700/F

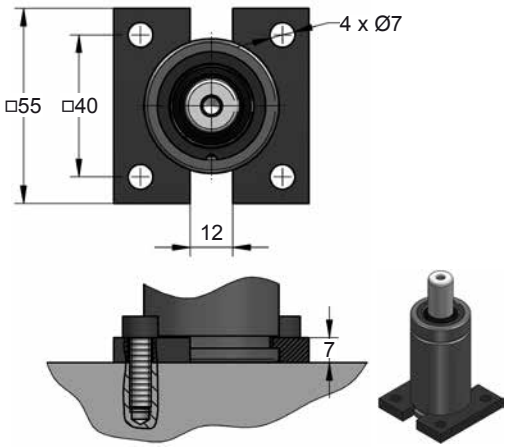

D02-038

E24.54.815.G

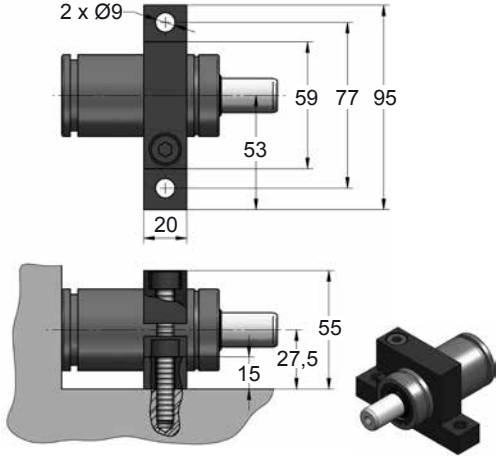







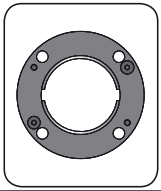

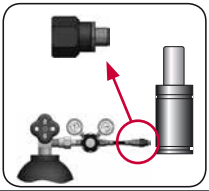

CODE		CD 500 050 V1	KIT XXXXXXX-S KIT XXXXXXX-C	A14-038	06 GA 11
ENG	ORDER	GAS SPRING	REPAIR KIT	FLANGE	CHARGING ADAPTER
DEU	BESTELLUNG	GASDRUCKFEDER	ERSATZTEILSATZ	FLANSCHE	LADEADAPTER
FRA	COMMANDE	RESSORT À GAZ	KIT DE RÉPARATION	BRIDE	RACCORD DE CHARGE
ITA	ORDINE	CILINDRO AD AZOTO	KIT DI MANUTENZIONE	FLANGE	ADATTATORE DI CARICO
ESP	PEDIDO	RESORTE DE GAS	KIT DE REPARACION	BRIDA	ADAPTADOR DE CARGA
POR	PEDIDO	CILINDRO DE GÁS	KIT DE MANUTENÇÃO	FLANGE	ADAPTADOR DE CARGA

CD 700

Heavy Duty

AZOL GAS

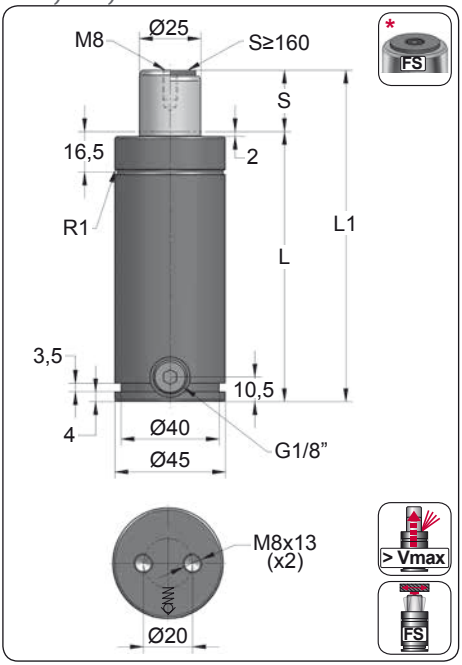

ORDER	S (mm)	L1 ±0,25 (mm)	L (mm)	Kg.
CD 700 012	12.7	110.4	97.7	0.98
CD 700 016	16	117	101	1.00
CD 700 025	25	135	110	1.03
CD 700 038	38	161	123	1.06
CD 700 050	50	185	135	1.10
CD 700 063	63.5	212	148.5	1.18
CD 700 080	80	245	165	1.29
CD 700 100	100	285	185	1.41
CD 700 125	125	335	210	1.56
CD 700 160 *	160	405	245	1.77

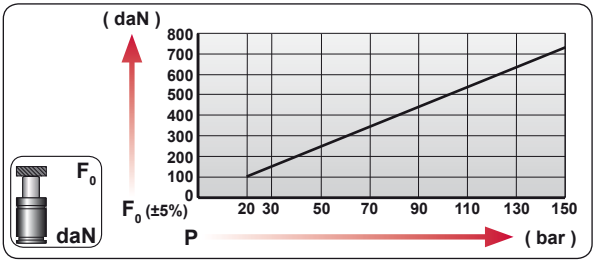

CODE	bar	psi	F0 daN	F1 daN
CD 700 050	140	2030	690	1090
CD-H 700 050	0	0	---	---

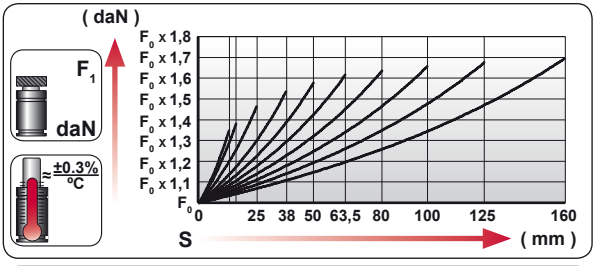

ENG	ORDER
DEU	BESTELLUNG
FRA	COMMANDE
ITA	ORDINE
ESP	PEDIDO
POR	PEDIDO

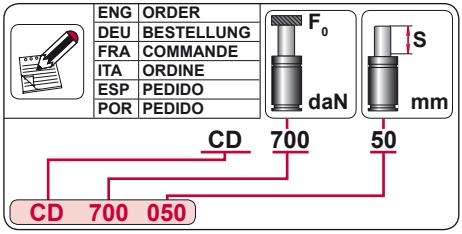

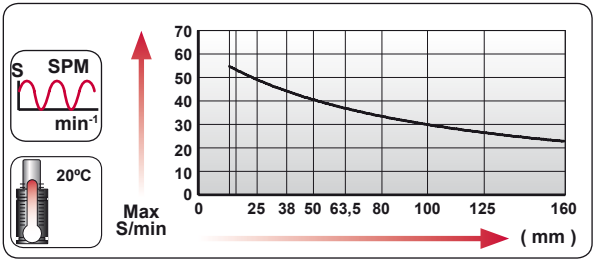

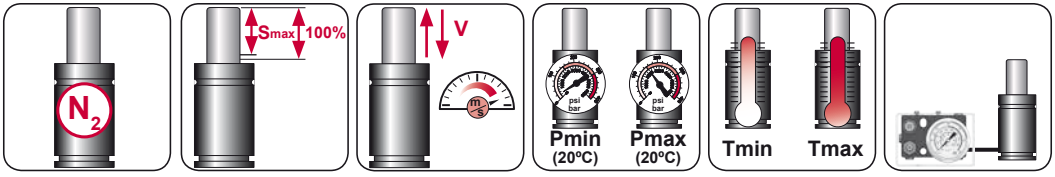

N_2	Smax < 90%	Vmax 1,6 m/s	bar psi 20 290	bar psi 150 2175	ºC ºF 0 32	ºC ºF 80 176	600 CP-

AZOL GAS

CD 700 MOUNTS

Heavy Duty

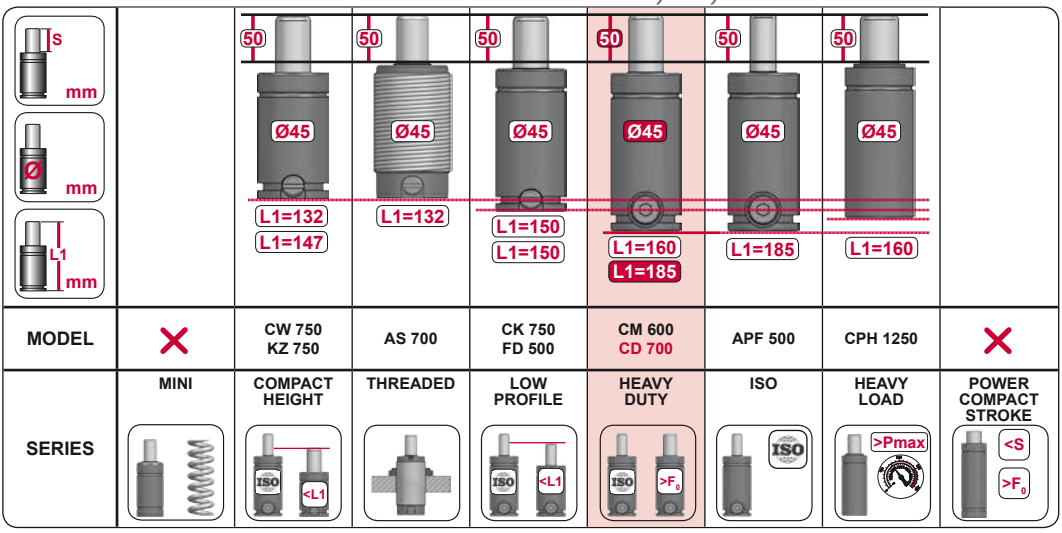

MODEL	✕	CW 750 KZ 750	AS 700	CK 750 FD 500	CM 600 CD 700	APF 500	CPH 1250	✕
SERIES	MINI	COMPACT HEIGHT	THREADED	LOW PROFILE	HEAVY DUTY	ISO	HEAVY LOAD	POWER COMPACT STROKE

A14-045

ISO · E24.54.815.G · EM24.54.700/F

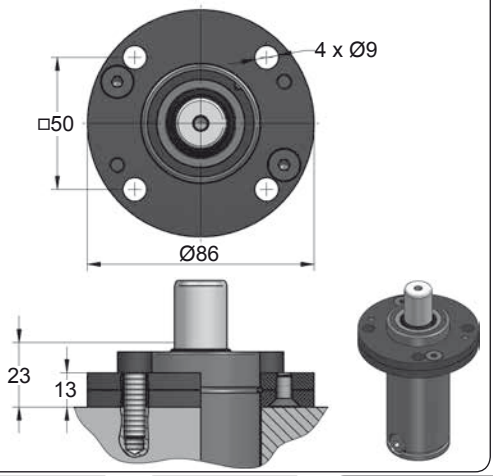

A34-045

ISO · VDI

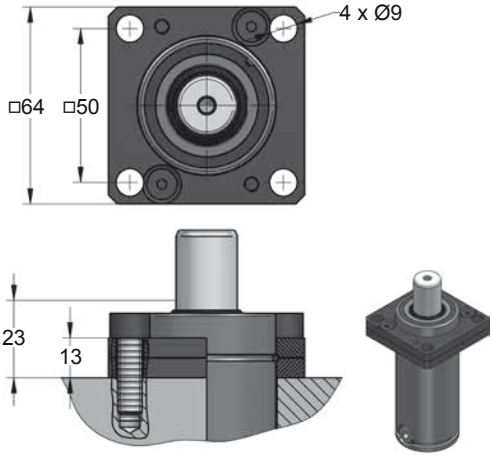







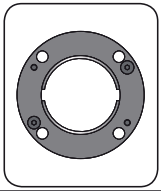

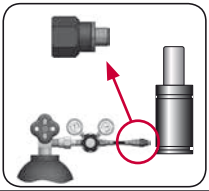

CODE		CD 700 050	KIT XXXXXXX-S KIT XXXXXXX-C	A14-045	18 GA 5
ENG	ORDER	GAS SPRING	REPAIR KIT	FLANGE	CHARGING ADAPTER
DEU	BESTELLUNG	GASDRUCKFEDER	ERSATZTEILSATZ	FLANSCHE	LADEADAPTER
FRA	COMMANDE	RESSORT À GAZ	KIT DE RÉPARATION	BRIDE	RACCORD DE CHARGE
ITA	ORDINE	CILINDRO AD AZOTO	KIT DI MANUTENZIONE	FLANGE	ADATTATORE DI CARICO
ESP	PEDIDO	RESORTE DE GAS	KIT DE REPARACION	BRIDA	ADAPTADOR DE CARGA
POR	PEDIDO	CILINDRO DE GÁS	KIT DE MANUTENÇÃO	FLANGE	ADAPTADOR DE CARGA

CD 700 MOUNTS

Heavy Duty

AZOL GAS

B21-045

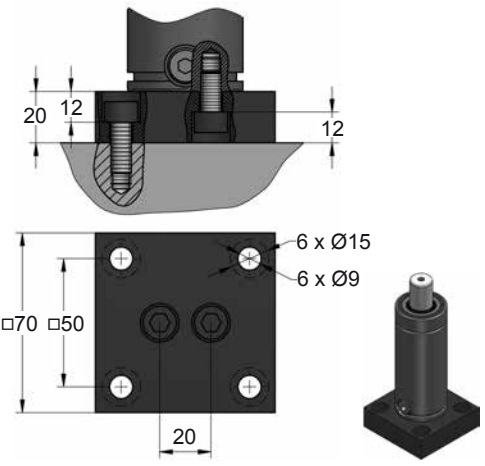

B51-045

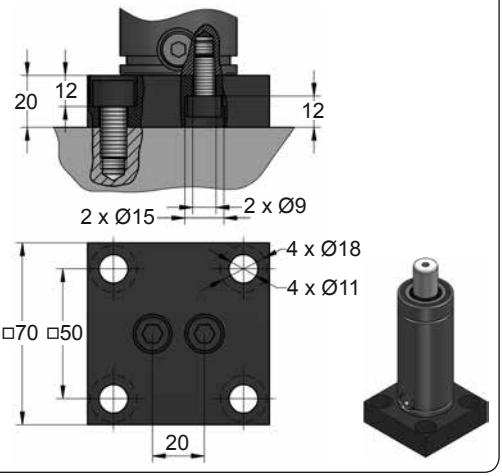

B76-045

ISO E24.54.815.G

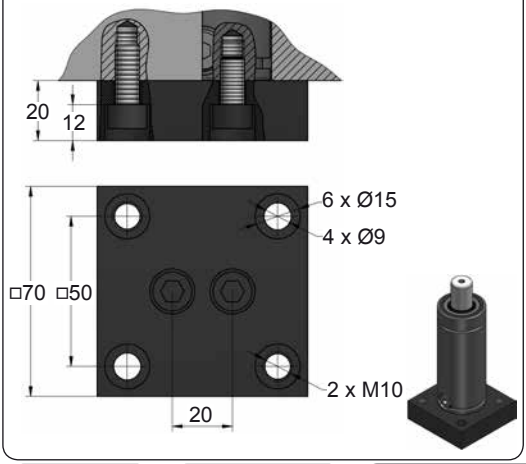







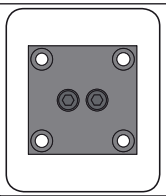

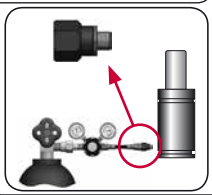

CODE		CD 700 050	KIT XXXXXXX-S KIT XXXXXXX-C	B21-045	18 GA 5
ENG	ORDER	GAS SPRING	REPAIR KIT	FLANGE	CHARGING ADAPTER
DEU	BESTELLUNG	GASDRUCKFEDER	ERSATZTEILSATZ	FLANSCHE	LADEADAPTER
FRA	COMMANDE	RESSORT À GAZ	KIT DE RÉPARATION	BRIDE	RACCORD DE CHARGE
ITA	ORDINE	CILINDRO AD AZOTO	KIT DI MANUTENZIONE	FLANGE	ADATTATORE DI CARICO
ESP	PEDIDO	RESORTE DE GAS	KIT DE REPARACION	BRIDA	ADAPTADOR DE CARGA
POR	PEDIDO	CILINDRO DE GÁS	KIT DE MANUTENÇÃO	FLANGE	ADAPTADOR DE CARGA

AZOL GAS

CD 700 MOUNTS

Heavy Duty

C05-045

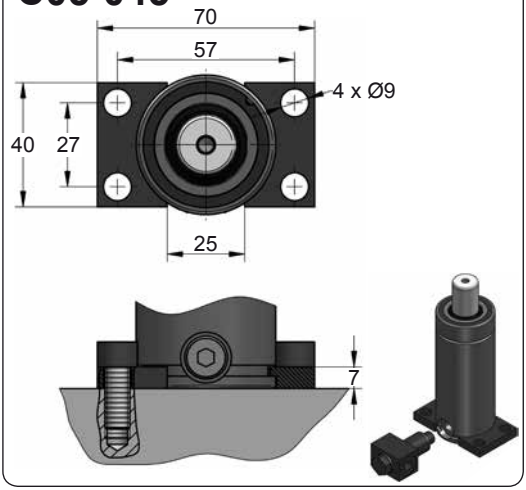

C20-045

ISO VDI E24.54.815.G EM24.54.700/F

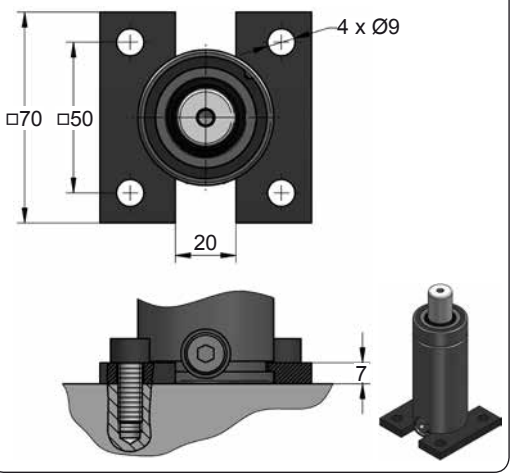

D02-045

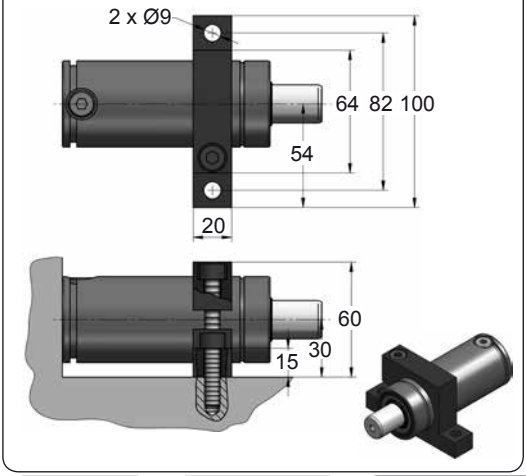

D67-045

VDI

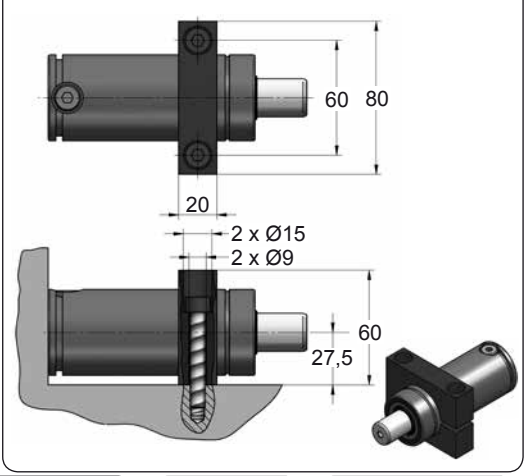







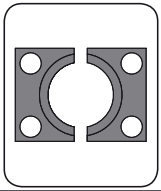

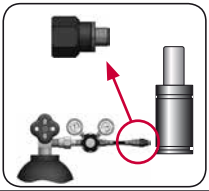

CODE		CD 700 050	KIT XXXXXXX-S KIT XXXXXXX-C	C05-045	18 GA 5
ENG	ORDER	GAS SPRING	REPAIR KIT	FLANGE	CHARGING ADAPTER
DEU	BESTELLUNG	GASDRUCKFEDER	ERSATZTEILSATZ	FLANSCHE	LADEADAPTER
FRA	COMMANDE	RESSORT À GAZ	KIT DE RÉPARATION	BRIDE	RACCORD DE CHARGE
ITA	ORDINE	CILINDRO AD AZOTO	KIT DI MANUTENZIONE	FLANGE	ADATTATORE DI CARICO
ESP	PEDIDO	RESORTE DE GAS	KIT DE REPARACION	BRIDA	ADAPTADOR DE CARGA
POR	PEDIDO	CILINDRO DE GÁS	KIT DE MANUTENÇÃO	FLANGE	ADAPTADOR DE CARGA

CD 1000

Heavy Duty

AZOL GAS

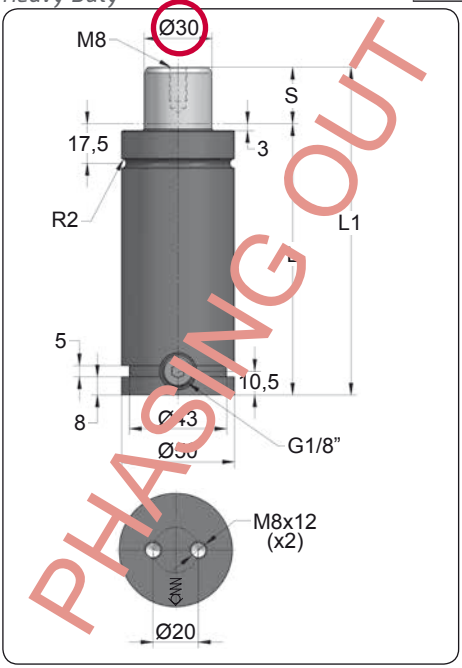

ORDER	S (mm)	L1 ±0,25 (mm)	L (mm)	Kg.
CD 1000 013	13	121	108	1.27
CD 1000 025	25	145	120	1.40
CD 1000 038	38	171	133	1.55
CD 1000 050	50	195	145	1.68
CD 1000 063	63.5	222	158.5	1.83
CD 1000 080	80	255	175	2.01
CD 1000 100	100	295	195	2.23
CD 1000 125	125	345	220	2.51
CD 1000 160	160	415	255	2.90
CD 1000 200	200	495	295	3.34
CD 1000 250	250	595	345	3.90
CD 1000 300	300	695	395	4.45

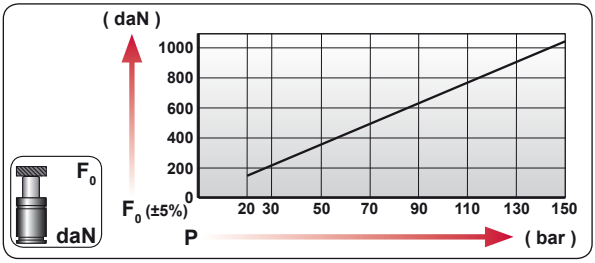

CODE	bar	psi	F0 daN	F1 daN
CD 1000 050	140	2030	990	1630
CD-H 1000 050	0	0	---	---

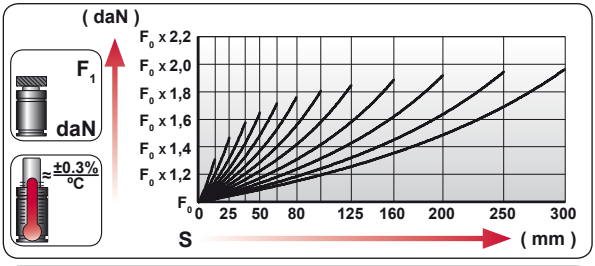

ENG	ORDER
DEU	BESTELLUNG
FRA	COMMANDE
ITA	ORDINE
ESP	PEDIDO
POR	PEDIDO

F0 daN — S mm

CD 1000 50

CD 1000 050

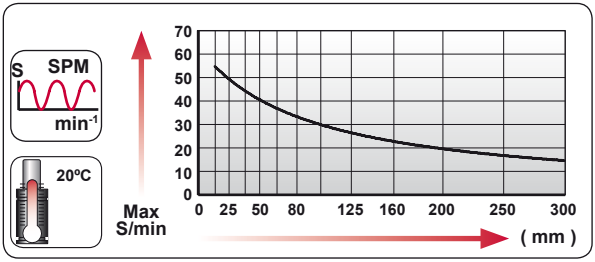



N_2	Smax < 90%	Vmax 1,6 m/s	bar psi 20 290	bar psi 150 2175	ºC ºF 0 32	ºC ºF 80 176	600 CP-

AZOL GAS

CD 1000 MOUNTS

Heavy Duty

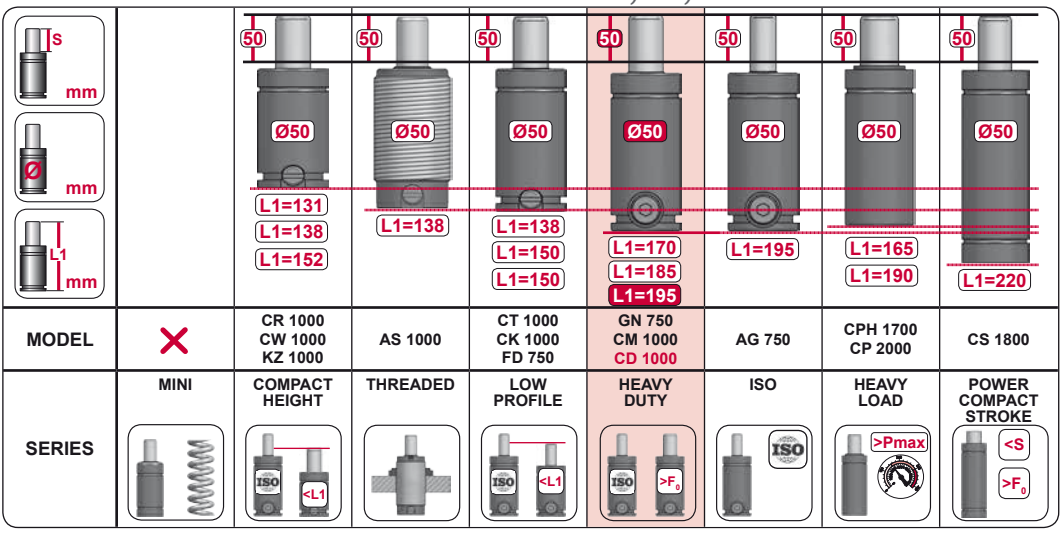

MODEL	✕	CR 1000 CW 1000 KZ 1000	AS 1000	CT 1000 CK 1000 FD 750	GN 750 CM 1000 CD 1000	AG 750	CPH 1700 CP 2000	CS 1800
SERIES	MINI	COMPACT HEIGHT	THREADED	LOW PROFILE	HEAVY DUTY	ISO	HEAVY LOAD	POWER COMPACT STROKE



CODE		CD 1000 050	KIT XXXXXXX-S KIT XXXXXXX-C	A14-050	18 GA 5
ENG	ORDER	GAS SPRING	REPAIR KIT	FLANGE	CHARGING ADAPTER
DEU	BESTELLUNG	GASDRUCKFEDER	ERSATZTEILSATZ	FLANSCHE	LADEADAPTER
FRA	COMMANDE	RESSORT À GAZ	KIT DE RÉPARATION	BRIDE	RACCORD DE CHARGE
ITA	ORDINE	CILINDRO AD AZOTO	KIT DI MANUTENZIONE	FLANGE	ADATTATORE DI CARICO
ESP	PEDIDO	RESORTE DE GAS	KIT DE REPARACION	BRIDA	ADAPTADOR DE CARGA
POR	PEDIDO	CILINDRO DE GÁS	KIT DE MANUTENÇÃO	FLANGE	ADAPTADOR DE CARGA

CD 1000 V1

Heavy Duty

AZOL GAS

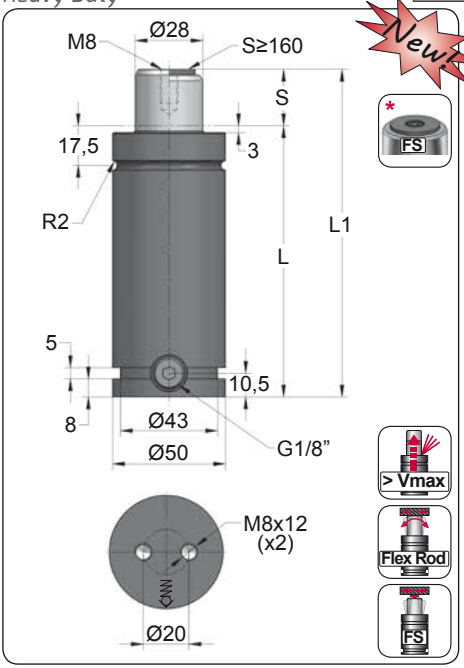

Newt

ORDER	S (mm)	L1 ±0,25 (mm)	L (mm)	Kg.
CD 1000 013 V1	13	121	108	1.26
CD 1000 025 V1	25	145	120	1.36
CD 1000 038 V1	38	171	133	1.47
CD 1000 050 V1	50	195	145	1.57
CD 1000 063 V1	63.5	222	158.5	1.68
CD 1000 080 V1	80	255	175	1.82
CD 1000 100 V1	100	295	195	1.99
CD 1000 125 V1	125	345	220	2.20
CD 1000 160 V1 *	160	415	255	2.49
CD 1000 200 V1 *	200	495	295	2.83
CD 1000 250 V1 *	250	595	345	3.25
CD 1000 300 V1 *	300	695	395	3.67

PED 97/23/CE

VDI

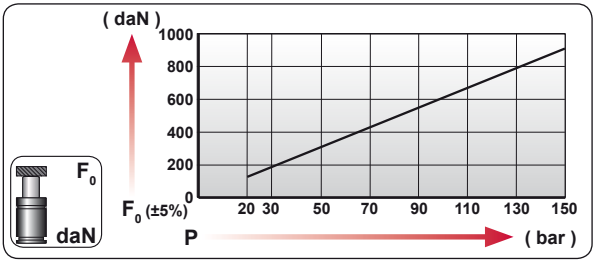

CODE	bar	psi	F_0 daN	F_1 daN
CD 1000 050 V1	150	2175	925	1340
CD-H 1000 050 V1	0	0	---	---

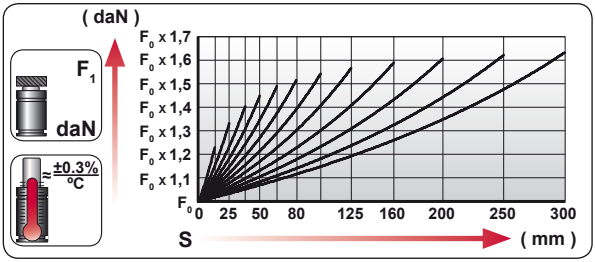

ENG	ORDER
DEU	BESTELLUNG
FRA	COMMANDE
ITA	ORDINE
ESP	PEDIDO
POR	PEDIDO

F_0 daN — S mm

CD 1000 50

CD 1000 050 V1

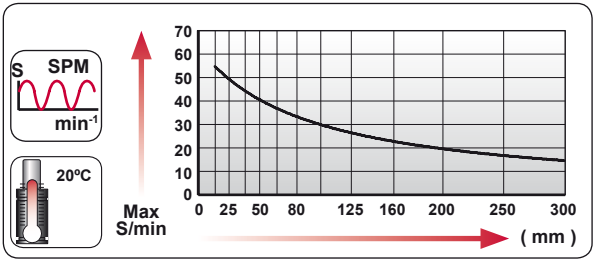

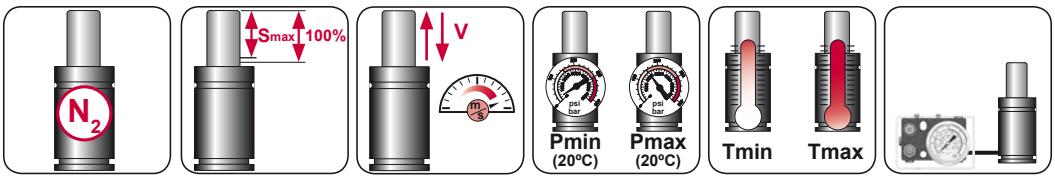

N_2	Smax < 90%	Vmax 1,6 m/s	bar psi 20 290	bar psi 150 2175	°C °F 0 32	°C °F 80 176	600 CP-

AZOL GAS

CD 1000 V1 MOUNTS

Heavy Duty

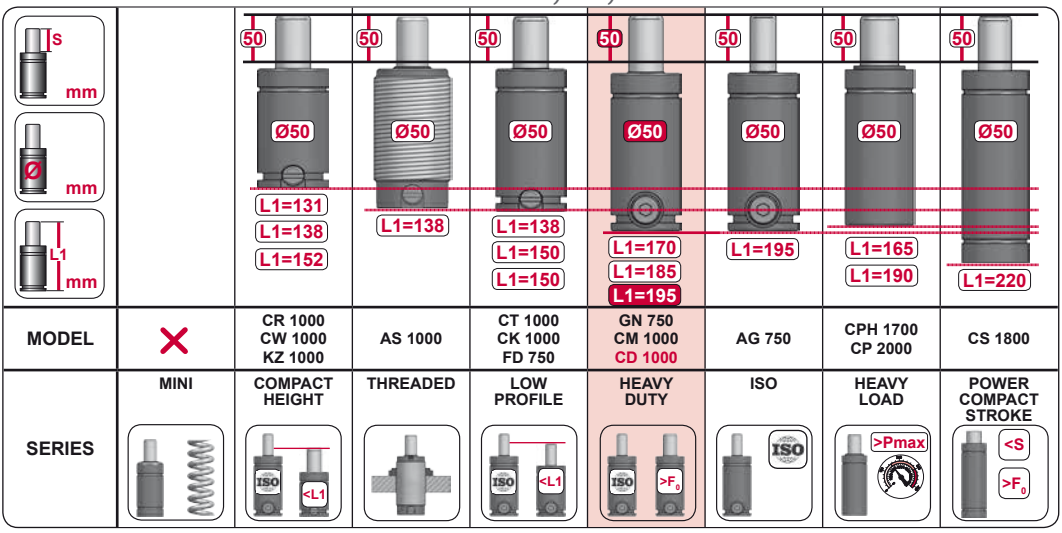

MODEL		CR 1000 CW 1000 KZ 1000	AS 1000	CT 1000 CK 1000 FD 750	GN 750 CM 1000 CD 1000	AG 750	CPH 1700 CP 2000	CS 1800
SERIES	MINI	COMPACT HEIGHT	THREADED	LOW PROFILE	HEAVY DUTY	ISO	HEAVY LOAD	POWER COMPACT STROKE

A14-050

ISO E24.54.815.G EM24.54.700/F

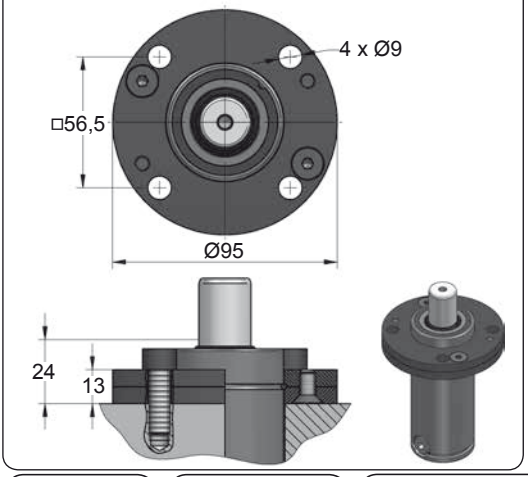

A34-050

ISO VDI

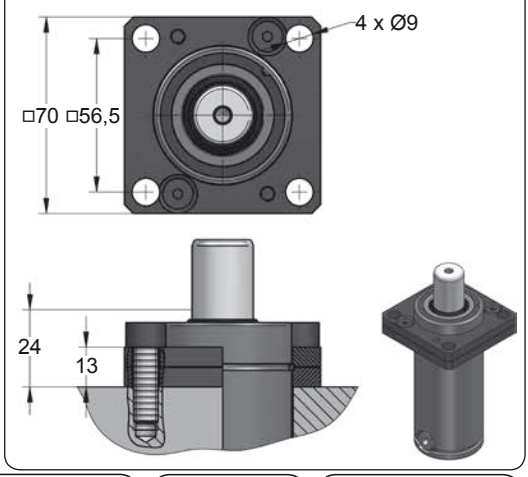







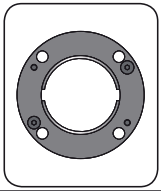

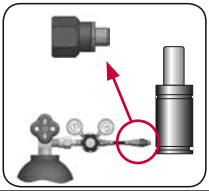

CODE		CD 1000 050 V1	KIT XXXXXXX-S KIT XXXXXXX-C	A14-050	18 GA 5
ENG	ORDER	GAS SPRING	REPAIR KIT	FLANGE	CHARGING ADAPTER
DEU	BESTELLUNG	GASDRUCKFEDER	ERSATZTEILSATZ	FLANSCHE	LADEADAPTER
FRA	COMMANDE	RESSORT À GAZ	KIT DE RÉPARATION	BRIDE	RACCORD DE CHARGE
ITA	ORDINE	CILINDRO AD AZOTO	KIT DI MANUTENZIONE	FLANGE	ADATTATORE DI CARICO
ESP	PEDIDO	RESORTE DE GAS	KIT DE REPARACION	BRIDA	ADAPTADOR DE CARGA
POR	PEDIDO	CILINDRO DE GÁS	KIT DE MANUTENÇÃO	FLANGE	ADAPTADOR DE CARGA

CD 1000 V1 MOUNTS

Heavy Duty

AZOL GAS

B21-050

EM24.54.700/F

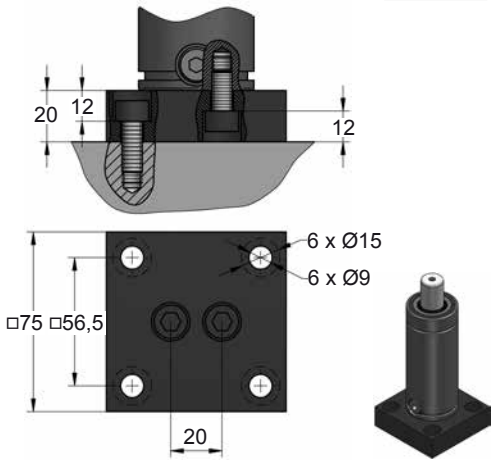

B51-050

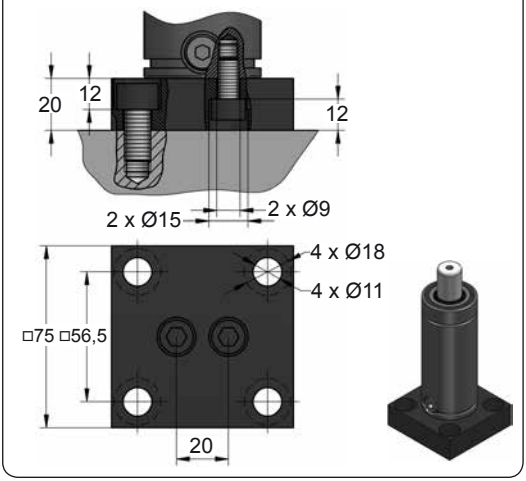

B76-050

ISO E24.54.815.G EM24.54.700/F

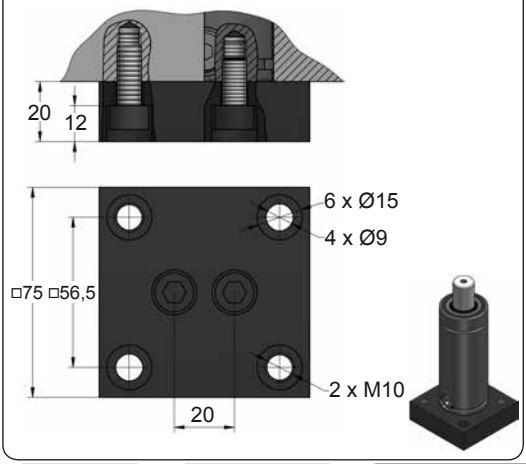







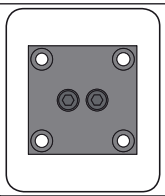

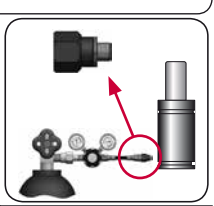

CODE		CD 1000 050 V1	KIT XXXXXXX-S KIT XXXXXXX-C	B21-050	18 GA 5
ENG	ORDER	GAS SPRING	REPAIR KIT	FLANGE	CHARGING ADAPTER
DEU	BESTELLUNG	GASDRUCKFEDER	ERSATZTEILSATZ	FLANSCHE	LADEADAPTER
FRA	COMMANDE	RESSORT À GAZ	KIT DE RÉPARATION	BRIDE	RACCORD DE CHARGE
ITA	ORDINE	CILINDRO AD AZOTO	KIT DI MANUTENZIONE	FLANGE	ADATTATORE DI CARICO
ESP	PEDIDO	RESORTE DE GAS	KIT DE REPARACION	BRIDA	ADAPTADOR DE CARGA
POR	PEDIDO	CILINDRO DE GÁS	KIT DE MANUTENÇÃO	FLANGE	ADAPTADOR DE CARGA

AZOL GAS

CD 1000 V1 *MOUNTS*

Heavy Duty

C05-050

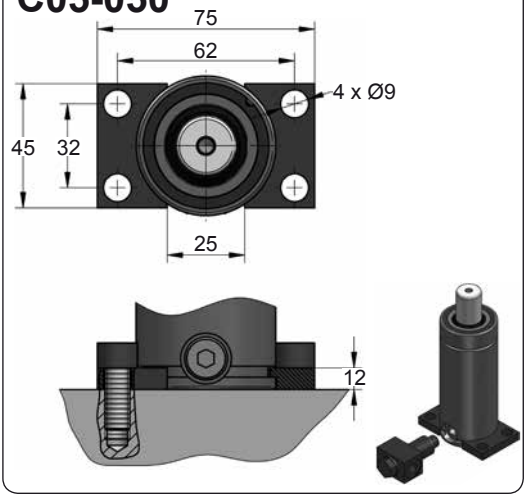

C20-050

ISO VDI E24.54.815.G EM24.54.700/F

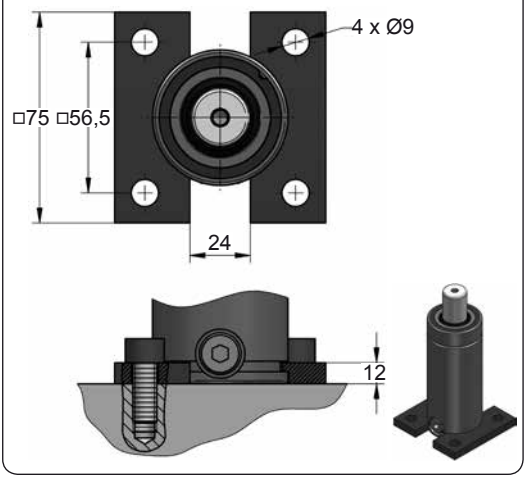

D02-050

ISO E24.54.815.G EM24.54.700/F

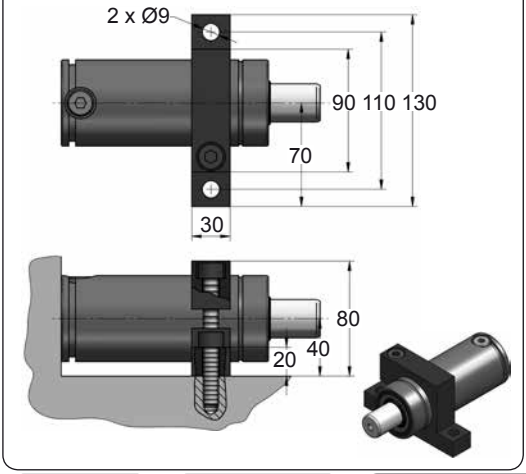

D67-050

VDI

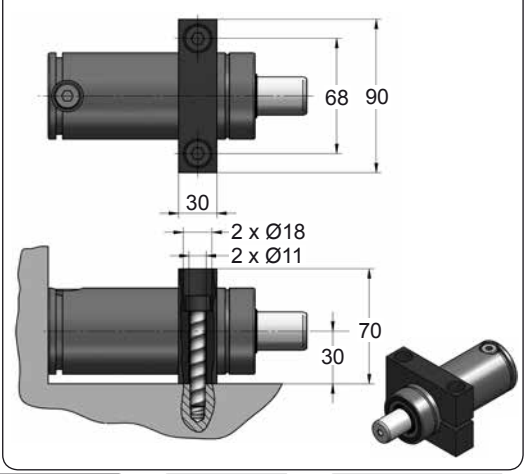







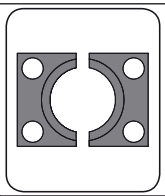

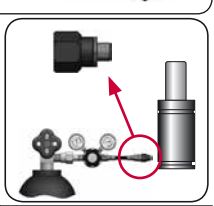

CODE		CD 1000 050 V1	KIT XXXXXXX-S KIT XXXXXXX-C	C05-050	18 GA 5
ENG	ORDER	GAS SPRING	REPAIR KIT	FLANGE	CHARGING ADAPTER
DEU	BESTELLUNG	GASDRUCKFEDER	ERSATZTEILSATZ	FLANSCHE	LADEADAPTER
FRA	COMMANDE	RESSORT À GAZ	KIT DE RÉPARATION	BRIDE	RACCORD DE CHARGE
ITA	ORDINE	CILINDRO AD AZOTO	KIT DI MANUTENZIONE	FLANGE	ADATTATORE DI CARICO
ESP	PEDIDO	RESORTE DE GAS	KIT DE REPARACION	BRIDA	ADAPTADOR DE CARGA
POR	PEDIDO	CILINDRO DE GÁS	KIT DE MANUTENÇÃO	FLANGE	ADAPTADOR DE CARGA

CD 1500

Heavy Duty

AZOL GAS

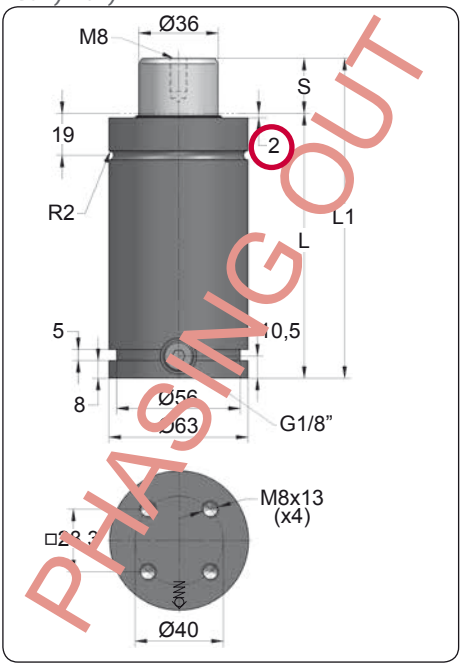

ORDER	S (mm)	L1 ±0,25 (mm)	L (mm)	Kg.
CD 1500 025	25	145	120	2.26
CD 1500 038	38	171	133	2.45
CD 1500 050	50	195	145	2.64
CD 1500 063	63	221	158	2.83
CD 1500 080	80	255	175	3.10
CD 1500 100	100	295	195	3.40
CD 1500 125	125	345	220	3.78
CD 1500 160	160	415	255	4.31
CD 1500 200	200	495	295	4.92

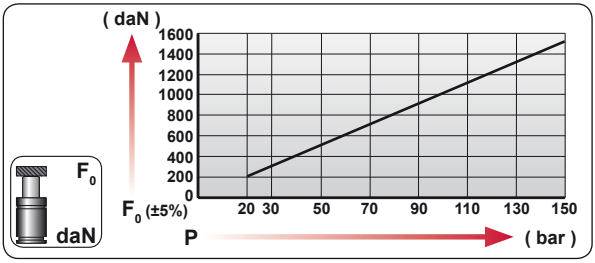

CODE	bar	psi	F_0 daN	F_1 daN
CD 1500 050	150	2175	1530	2525
CD-H 1500 050	0	0	---	---

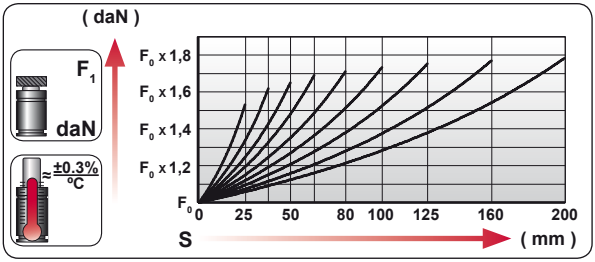

ENG	ORDER
DEU	BESTELLUNG
FRA	COMMANDE
ITA	ORDINE
ESP	PEDIDO
POR	PEDIDO

F_0 daN — S mm

CD 1500 50

CD 1500 050

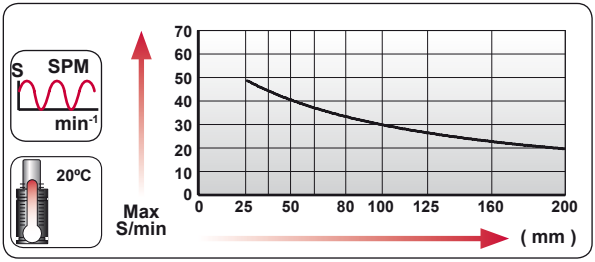



N_2	Smax < 90%	Vmax 1,6 m/s	bar psi 20 290	bar psi 150 2175	ºC ºF 0 32	ºC ºF 80 176	600 CP-

AZOL GAS

CD 1500 MOUNTS

Heavy Duty

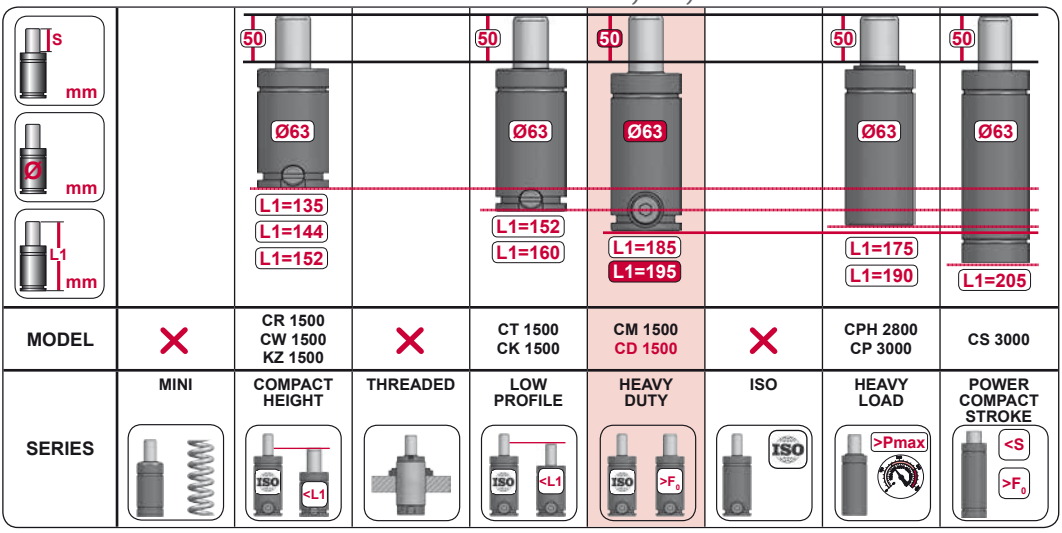



CODE		CD 1500 050	KIT XXXXXXX-S KIT XXXXXXX-C	A14-063	18 GA 5
ENG	ORDER	GAS SPRING	REPAIR KIT	FLANGE	CHARGING ADAPTER
DEU	BESTELLUNG	GASDRUCKFEDER	ERSATZTEILSATZ	FLANSCHE	LADEADAPTER
FRA	COMMANDE	RESSORT À GAZ	KIT DE RÉPARATION	BRIDE	RACCORD DE CHARGE
ITA	ORDINE	CILINDRO AD AZOTO	KIT DI MANUTENZIONE	FLANGE	ADATTATORE DI CARICO
ESP	PEDIDO	RESORTE DE GAS	KIT DE REPARACION	BRIDA	ADAPTADOR DE CARGA
POR	PEDIDO	CILINDRO DE GÁS	KIT DE MANUTENÇÃO	FLANGE	ADAPTADOR DE CARGA

CD 1500 V1

Heavy Duty

AZOL GAS

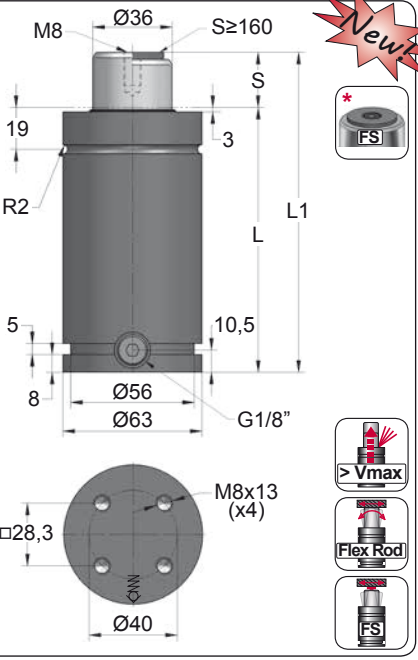

ORDER	S (mm)	L1 ±0,25 (mm)	L (mm)	Kg.
CD 1500 025 V1	25	145	120	2.26
CD 1500 038 V1	38	171	133	2.45
CD 1500 050 V1	50	195	145	2.64
CD 1500 063 V1	63	221	158	2.83
CD 1500 080 V1	80	255	175	3.10
CD 1500 100 V1	100	295	195	3.40
CD 1500 125 V1	125	345	220	3.78
CD 1500 160 V1 *	160	415	255	4.31
CD 1500 200 V1 *	200	495	295	4.92

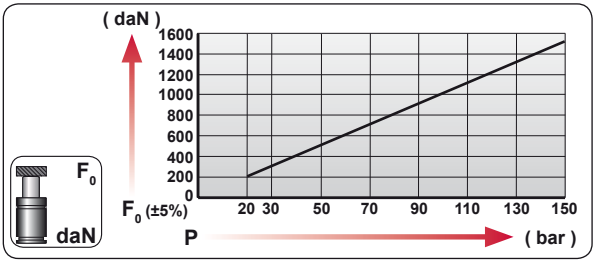

CODE	bar	psi	F_0 daN	F_1 daN
CD 1500 050 V1	150	2175	1530	2525
CD-H 1500 050 V1	0	0	---	---

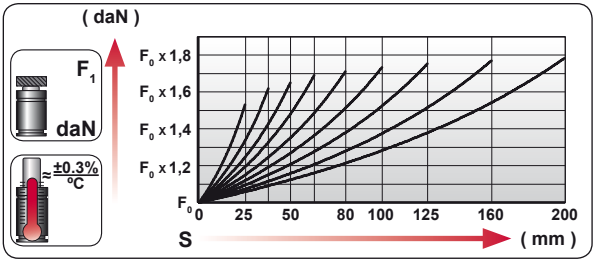

ENG	ORDER
DEU	BESTELLUNG
FRA	COMMANDE
ITA	ORDINE
ESP	PEDIDO
POR	PEDIDO

F_0 daN — S mm

CD 1500 50

CD 1500 050 V1

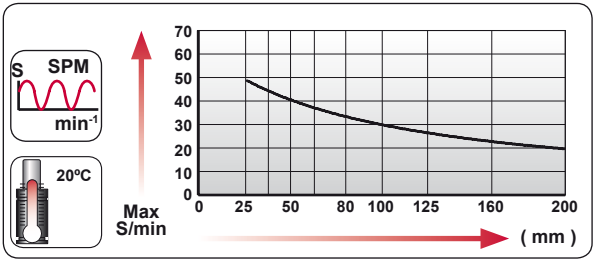



N_2	Smax < 90%	Vmax 1,6 m/s	bar psi 20 290	bar psi 150 2175	ºC ºF 0 32	ºC ºF 80 176	600 CP-

AZOL GAS

CD 1500 V1 MOUNTS

Heavy Duty

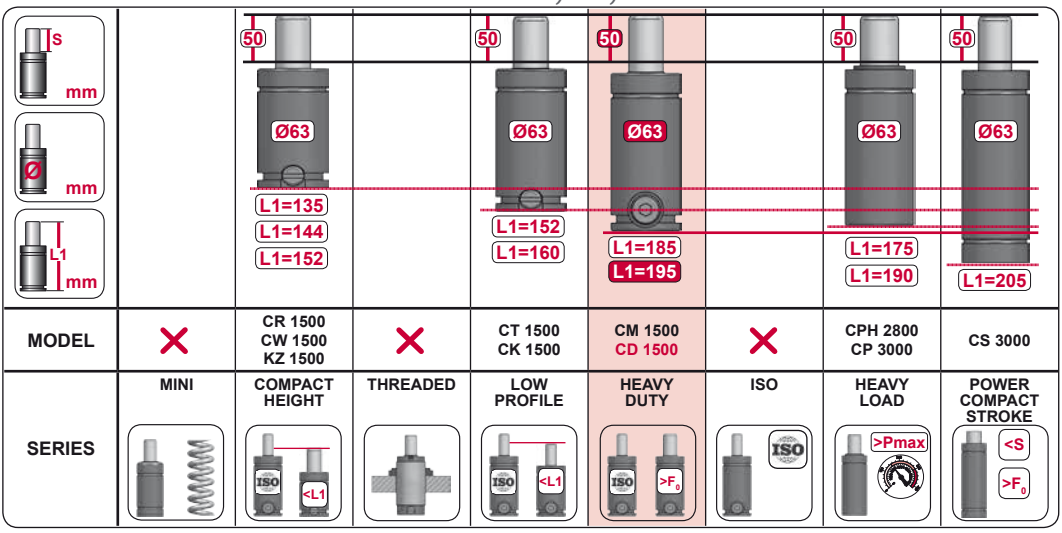

A14-063

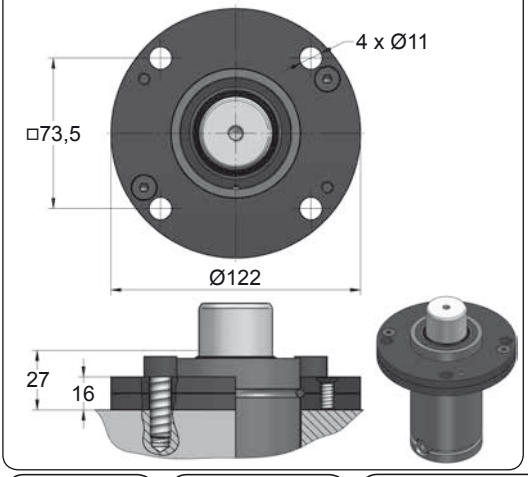

A39-063

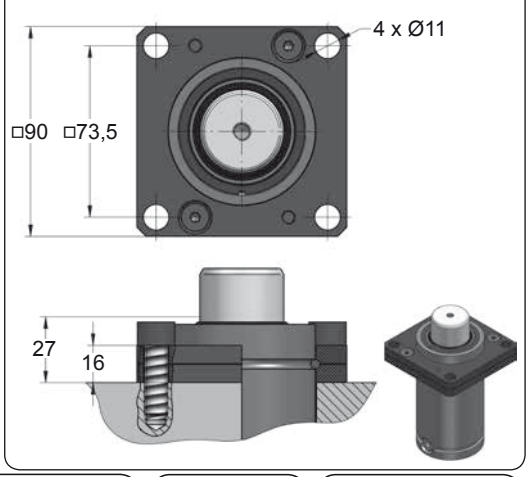



CODE		CD 1500 050 V1	KIT XXXXXXX-S KIT XXXXXXX-C	A14-063	18 GA 5
ENG	ORDER	GAS SPRING	REPAIR KIT	FLANGE	CHARGING ADAPTER
DEU	BESTELLUNG	GASDRUCKFEDER	ERSATZTEILSATZ	FLANSCHE	LADEADAPTER
FRA	COMMANDE	RESSORT À GAZ	KIT DE RÉPARATION	BRIDE	RACCORD DE CHARGE
ITA	ORDINE	CILINDRO AD AZOTO	KIT DI MANUTENZIONE	FLANGE	ADATTATORE DI CARICO
ESP	PEDIDO	RESORTE DE GAS	KIT DE REPARACION	BRIDA	ADAPTADOR DE CARGA
POR	PEDIDO	CILINDRO DE GÁS	KIT DE MANUTENÇÃO	FLANGE	ADAPTADOR DE CARGA

CD 1500 V1 MOUNTS

Heavy Duty

AZOL GAS

A69-063

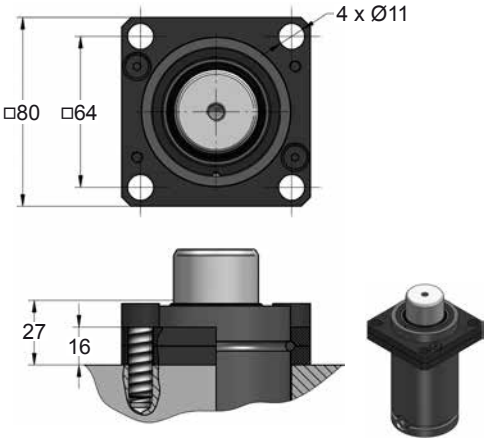

C05-063

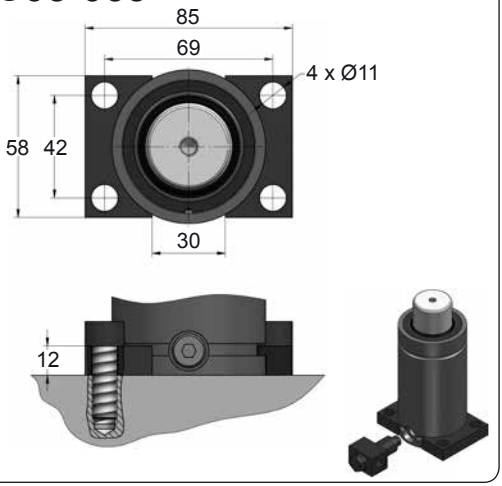

C30-063

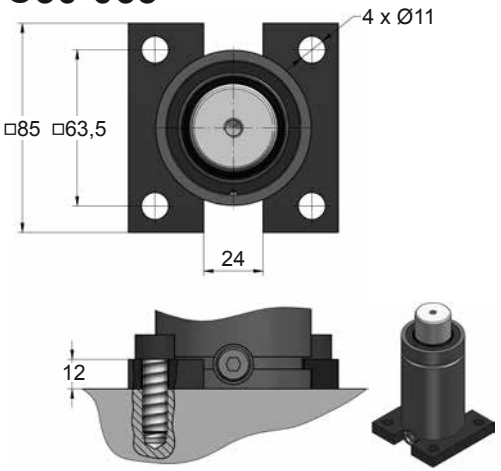

C35-063

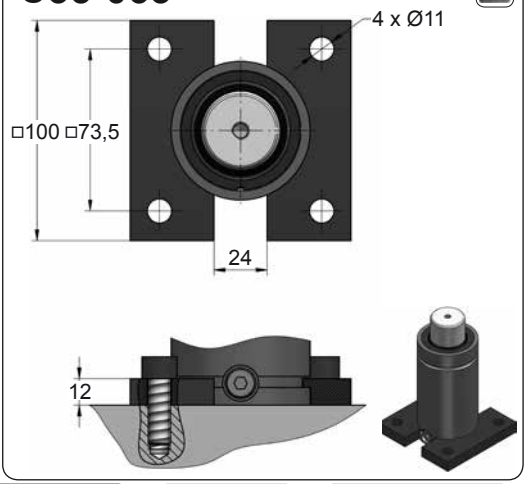







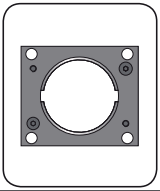

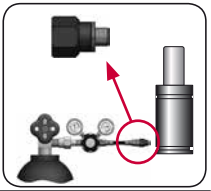

CODE		CD 1500 050 V1	KIT XXXXXXX-S KIT XXXXXXX-C	A69-063	18 GA 5
ENG	ORDER	GAS SPRING	REPAIR KIT	FLANGE	CHARGING ADAPTER
DEU	BESTELLUNG	GASDRUCKFEDER	ERSATZTEILSATZ	FLANSCHE	LADEADAPTER
FRA	COMMANDE	RESSORT À GAZ	KIT DE RÉPARATION	BRIDE	RACCORD DE CHARGE
ITA	ORDINE	CILINDRO AD AZOTO	KIT DI MANUTENZIONE	FLANGE	ADATTATORE DI CARICO
ESP	PEDIDO	RESORTE DE GAS	KIT DE REPARACION	BRIDA	ADAPTADOR DE CARGA
POR	PEDIDO	CILINDRO DE GÁS	KIT DE MANUTENÇÃO	FLANGE	ADAPTADOR DE CARGA

AZOL GAS

CD 1500 V1 *MOUNTS*

Heavy Duty

D02-063

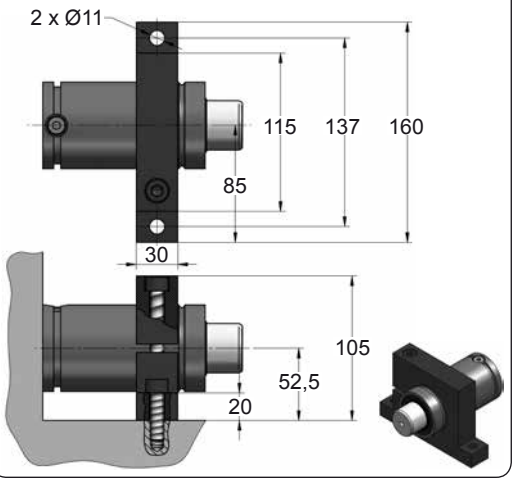

D67-063

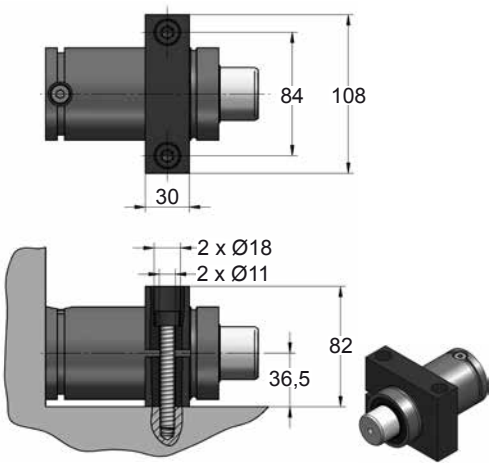







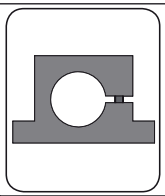

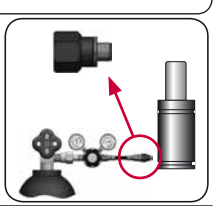

CODE		CD 1500 050 V1	KIT XXXXXXX-S KIT XXXXXXX-C	D02-063	18 GA 5
ENG	ORDER	GAS SPRING	REPAIR KIT	FLANGE	CHARGING ADAPTER
DEU	BESTELLUNG	GASDRUCKFEDER	ERSATZTEILSATZ	FLANSCHE	LADEADAPTER
FRA	COMMANDE	RESSORT À GAZ	KIT DE RÉPARATION	BRIDE	RACCORD DE CHARGE
ITA	ORDINE	CILINDRO AD AZOTO	KIT DI MANUTENZIONE	FLANGE	ADATTATORE DI CARICO
ESP	PEDIDO	RESORTE DE GAS	KIT DE REPARACION	BRIDA	ADAPTADOR DE CARGA
POR	PEDIDO	CILINDRO DE GÁS	KIT DE MANUTENÇÃO	FLANGE	ADAPTADOR DE CARGA

CD 2400

Heavy Duty

AZOL GAS

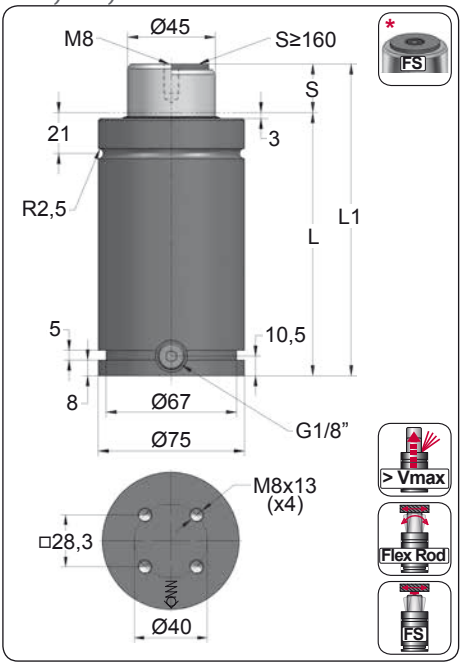

ORDER	S (mm)	L1 ±0,25 (mm)	L (mm)	Kg.
CD 2400 025	25	160	135	3.40
CD 2400 038	38	186	148	3.69
CD 2400 050	50	210	160	3.95
CD 2400 063	63.5	237	173.5	4.24
CD 2400 080	80	270	190	4.61
CD 2400 100	100	310	210	5.12
CD 2400 125	125	360	235	5.67
CD 2400 160 *	160	430	270	6.50
CD 2400 200 *	200	510	310	7.44
CD 2400 250 *	250	610	360	8.28
CD 2400 300 *	300	710	410	9.38

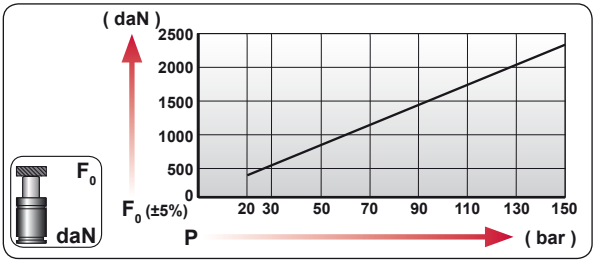

CODE	bar	psi	F0 daN	F1 daN
CD 2400 050	150	2175	2385	3565
CD-H 2400 050	0	0	---	---

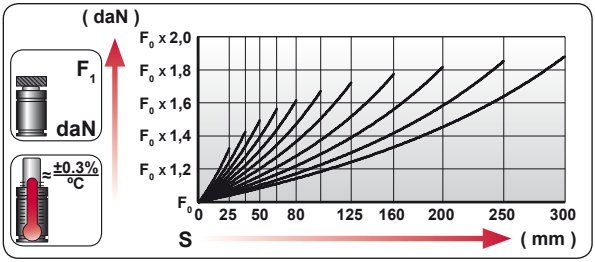

ENG	ORDER
DEU	BESTELLUNG
FRA	COMMANDE
ITA	ORDINE
ESP	PEDIDO
POR	PEDIDO

F0 daN — S mm

CD 2400 50

CD 2400 050

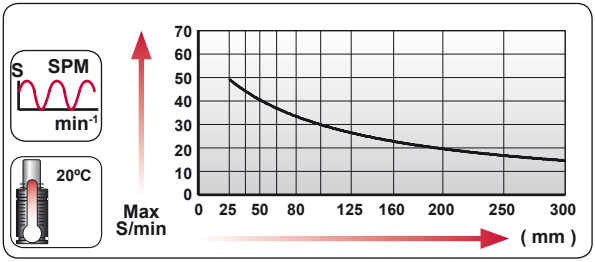



N_2	Smax < 90%	Vmax 1,6 m/s	bar psi 20 290	bar psi 150 2175	ºC ºF 0 32	ºC ºF 80 176	600 CP-

AZOL GAS

CD 2400 MOUNTS

Heavy Duty

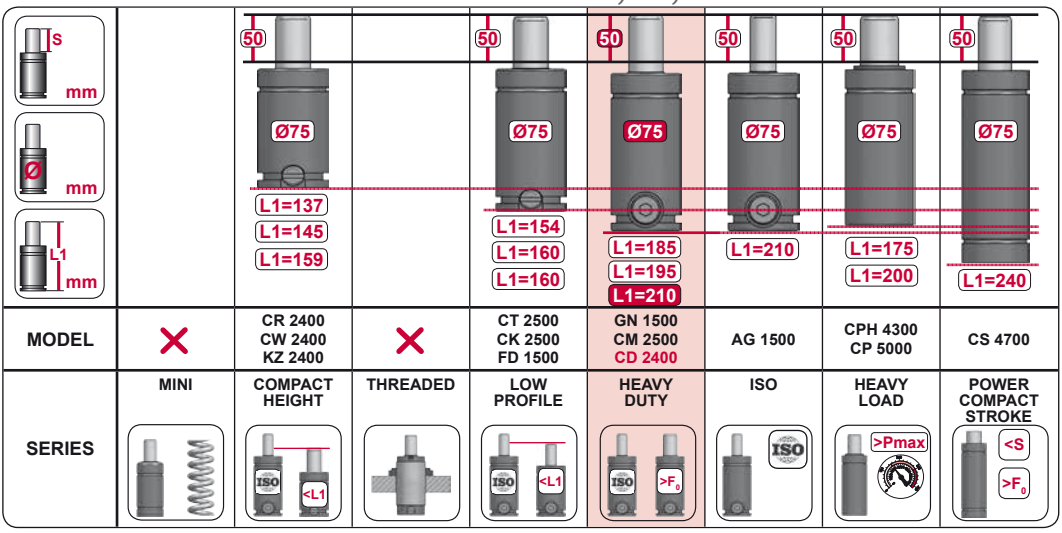

MODEL	✕	CR 2400 CW 2400 KZ 2400	✕	CT 2500 CK 2500 FD 1500	GN 1500 CM 2500 CD 2400	AG 1500	CPH 4300 CP 5000	CS 4700
SERIES	MINI	COMPACT HEIGHT	THREADED	LOW PROFILE	HEAVY DUTY	ISO	HEAVY LOAD	POWER COMPACT STROKE

A14-075

E24.54.815.G
EM24.54.700/F

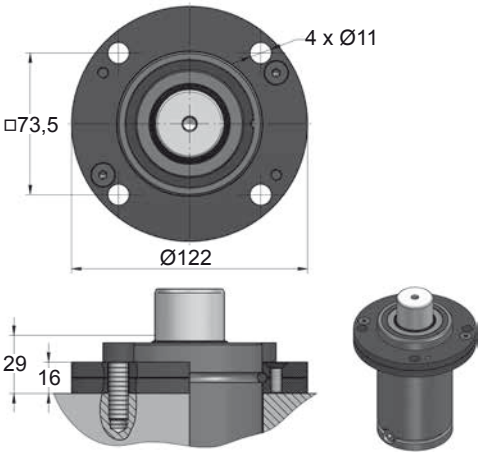

A34-075

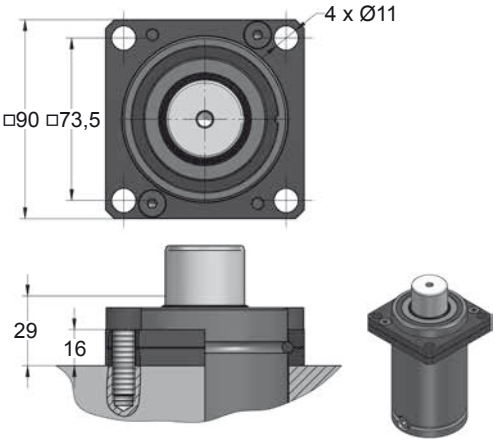



CODE		CD 2400 050	KIT XXXXXXX-S KIT XXXXXXX-C	A14-075	18 GA 5
ENG	ORDER	GAS SPRING	REPAIR KIT	FLANGE	CHARGING ADAPTER
DEU	BESTELLUNG	GASDRUCKFEDER	ERSATZTEILSATZ	FLANSCHE	LADEADAPTER
FRA	COMMANDE	RESSORT À GAZ	KIT DE RÉPARATION	BRIDE	RACCORD DE CHARGE
ITA	ORDINE	CILINDRO AD AZOTO	KIT DI MANUTENZIONE	FLANGE	ADATTATORE DI CARICO
ESP	PEDIDO	RESORTE DE GAS	KIT DE REPARACION	BRIDA	ADAPTADOR DE CARGA
POR	PEDIDO	CILINDRO DE GÁS	KIT DE MANUTENÇÃO	FLANGE	ADAPTADOR DE CARGA

CD 2400 MOUNTS

Heavy Duty

AZOL GAS

B21-075

EM24.54.700/F

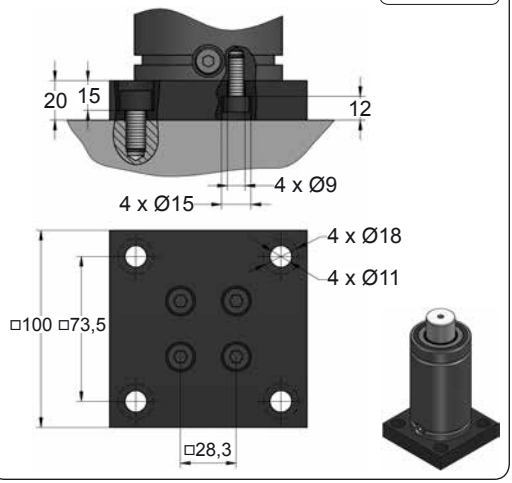

B76-075

ISO

E24.54.815.G
EM24.54.700/F

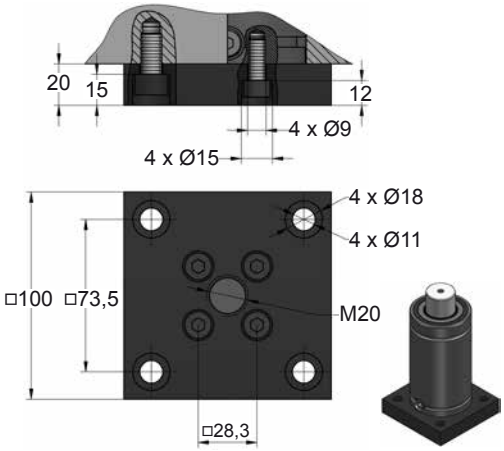

C05-075

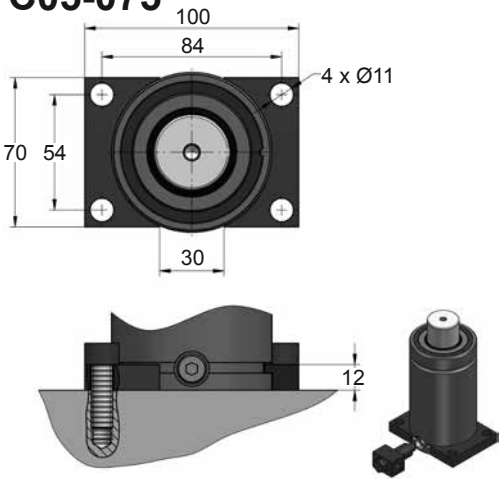

C20-075

ISO
VDI

E24.54.815.G
EM24.54.700/F

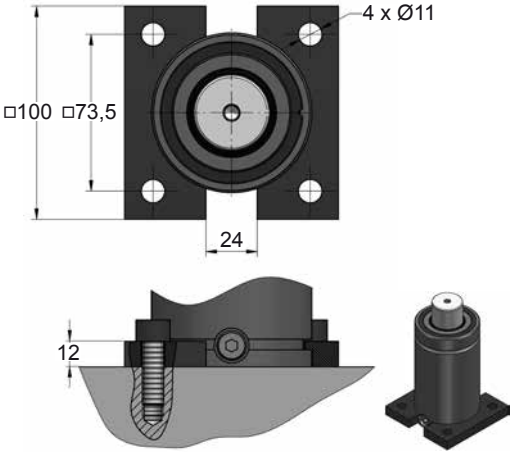







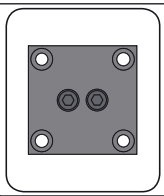

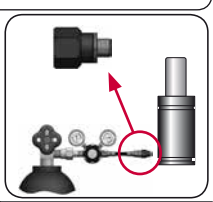

CODE		CD 2400 050	KIT XXXXXXX-S KIT XXXXXXX-C	B21-075	18 GA 5
ENG	ORDER	GAS SPRING	REPAIR KIT	FLANGE	CHARGING ADAPTER
DEU	BESTELLUNG	GASDRUCKFEDER	ERSATZTEILSATZ	FLANSCHE	LADEADAPTER
FRA	COMMANDE	RESSORT À GAZ	KIT DE RÉPARATION	BRIDE	RACCORD DE CHARGE
ITA	ORDINE	CILINDRO AD AZOTO	KIT DI MANUTENZIONE	FLANGE	ADATTATORE DI CARICO
ESP	PEDIDO	RESORTE DE GAS	KIT DE REPARACION	BRIDA	ADAPTADOR DE CARGA
POR	PEDIDO	CILINDRO DE GÁS	KIT DE MANUTENÇÃO	FLANGE	ADAPTADOR DE CARGA

AZOL GAS

CD 2400 MOUNTS

Heavy Duty

D02-075

ISO E24.54.815.G EM24.54.700/F

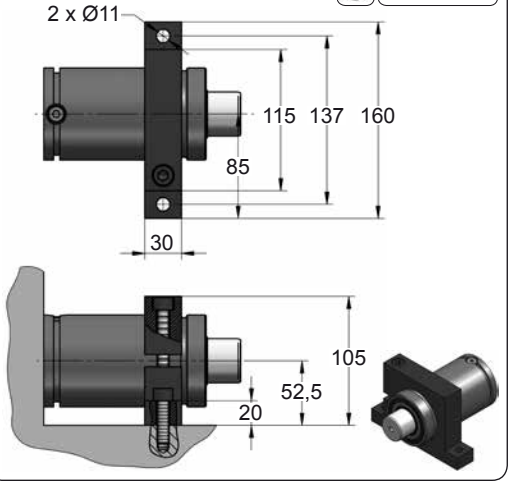

D67-075

VDI

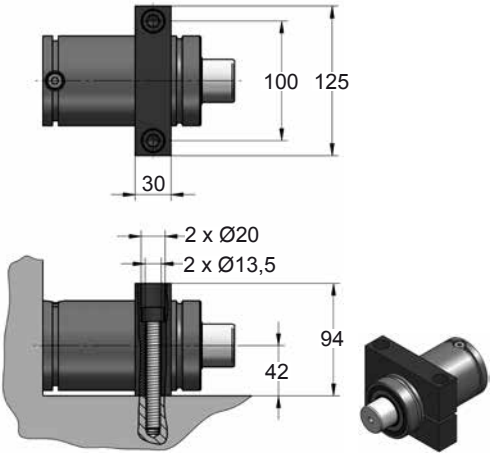







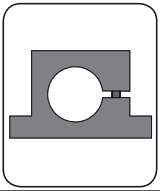

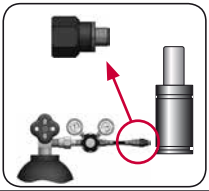

CODE		CD 2400 050	KIT XXXXXXX-S KIT XXXXXXX-C	D02-075	18 GA 5
ENG	ORDER	GAS SPRING	REPAIR KIT	FLANGE	CHARGING ADAPTER
DEU	BESTELLUNG	GASDRUCKFEDER	ERSATZTEILSATZ	FLANSCHE	LADEADAPTER
FRA	COMMANDE	RESSORT À GAZ	KIT DE RÉPARATION	BRIDE	RACCORD DE CHARGE
ITA	ORDINE	CILINDRO AD AZOTO	KIT DI MANUTENZIONE	FLANGE	ADATTATORE DI CARICO
ESP	PEDIDO	RESORTE DE GAS	KIT DE REPARACION	BRIDA	ADAPTADOR DE CARGA
POR	PEDIDO	CILINDRO DE GÁS	KIT DE MANUTENÇÃO	FLANGE	ADAPTADOR DE CARGA

CD 4200

Heavy Duty

AZOL GAS

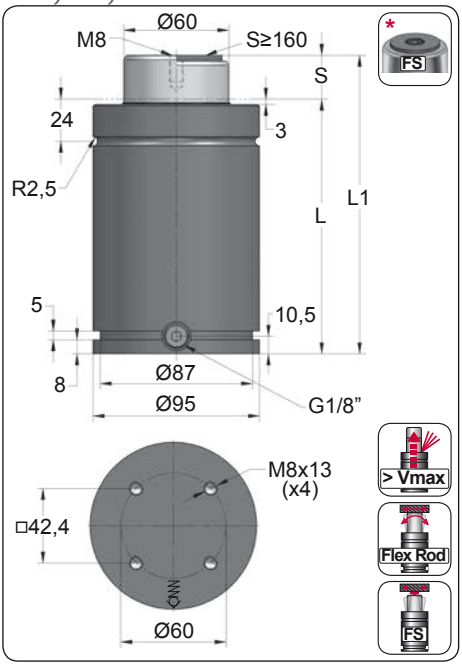

ORDER	S (mm)	L1 ±0,25 (mm)	L (mm)	Kg.
CD 4200 025	25	170	145	5.81
CD 4200 038	38	196	158	6.26
CD 4200 050	50	220	170	6.67
CD 4200 063	63.5	247	183.5	7.13
CD 4200 080	80	280	200	7.71
CD 4200 100	100	320	220	8.40
CD 4200 125	125	370	245	9.26
CD 4200 160 *	160	440	280	10.47
CD 4200 200 *	200	520	320	11.85
CD 4200 250 *	250	620	370	13.58
CD 4200 300 *	300	720	420	15.31

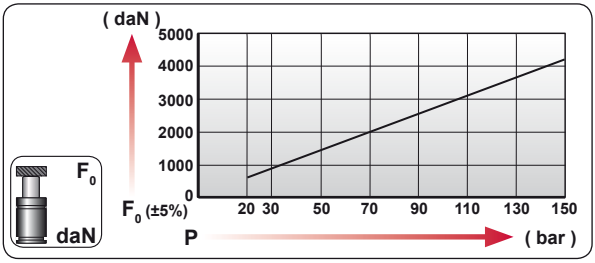

CODE	bar	psi	F0 daN	F1 daN
CD 4200 050	150	2175	4240	6210
CD-H 4200 050	0	0	---	---

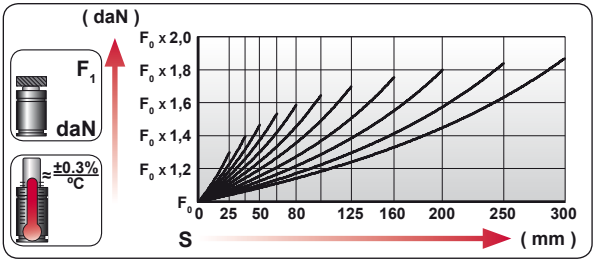

ENG	ORDER
DEU	BESTELLUNG
FRA	COMMANDE
ITA	ORDINE
ESP	PEDIDO
POR	PEDIDO



CD 4200 50

CD 4200 050

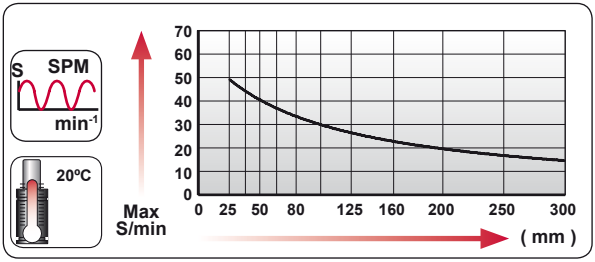



N_2	Smax < 90%	Vmax 1,6 m/s	bar psi 20 290	bar psi 150 2175	ºC ºF 0 32	ºC ºF 80 176	600 CP-

AZOL GAS

CD 4200 MOUNTS

Heavy Duty

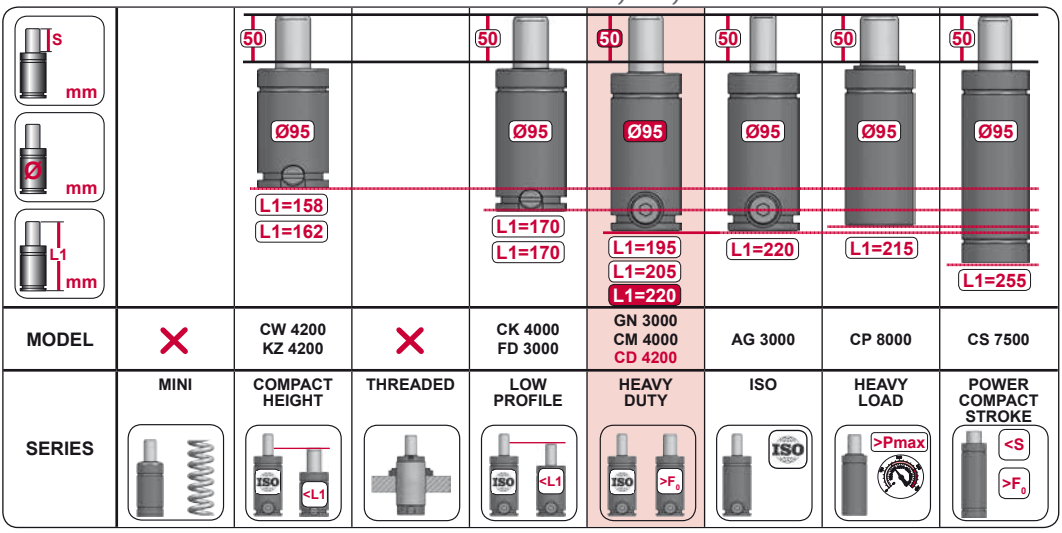

A14-095

E24.54.815.G
EM24.54.700/F

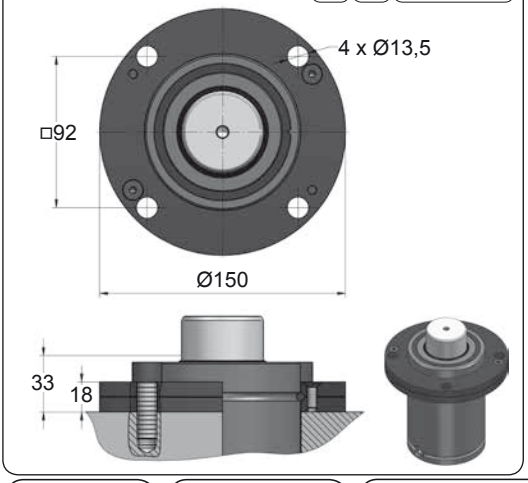

A34-095

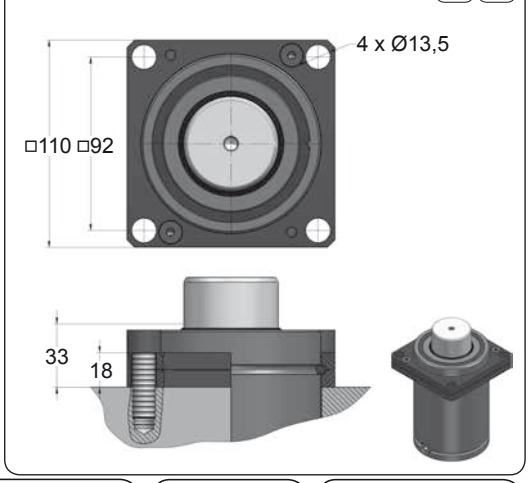



CODE		CD 4200 050	KIT XXXXXXX-S KIT XXXXXXX-C	A14-095	18 GA 5
ENG	ORDER	GAS SPRING	REPAIR KIT	FLANGE	CHARGING ADAPTER
DEU	BESTELLUNG	GASDRUCKFEDER	ERSATZTEILSATZ	FLANSCHE	LADEADAPTER
FRA	COMMANDE	RESSORT À GAZ	KIT DE RÉPARATION	BRIDE	RACCORD DE CHARGE
ITA	ORDINE	CILINDRO AD AZOTO	KIT DI MANUTENZIONE	FLANGE	ADATTATORE DI CARICO
ESP	PEDIDO	RESORTE DE GAS	KIT DE REPARACION	BRIDA	ADAPTADOR DE CARGA
POR	PEDIDO	CILINDRO DE GÁS	KIT DE MANUTENÇÃO	FLANGE	ADAPTADOR DE CARGA

CD 4200 MOUNTS

Heavy Duty

AZOL GAS

B16-095

E24.54.815.G

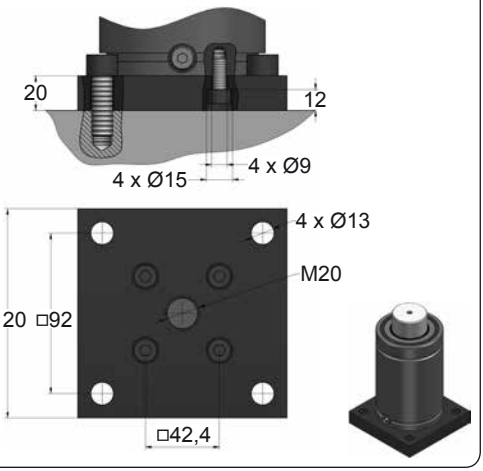

B21-095

EM24.54.700/F

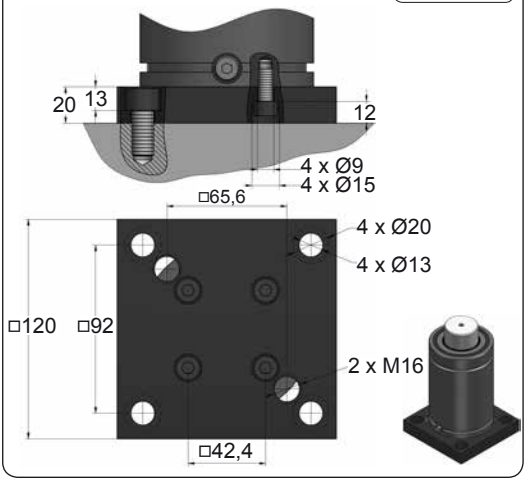

B76-095

ISO EM24.54.700/F

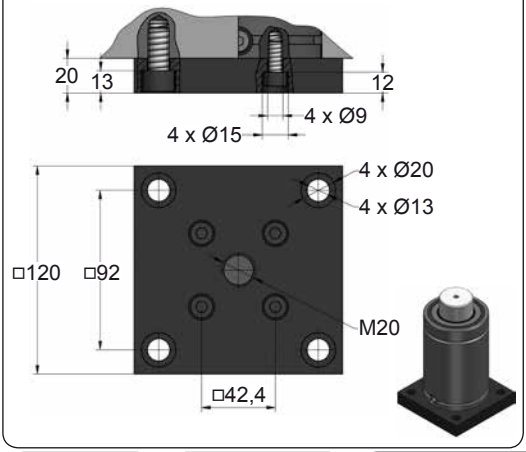







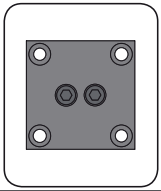

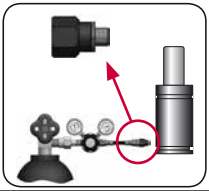

CODE		CD 4200 050	KIT XXXXXXX-S KIT XXXXXXX-C	B16-095	18 GA 5
ENG	ORDER	GAS SPRING	REPAIR KIT	FLANGE	CHARGING ADAPTER
DEU	BESTELLUNG	GASDRUCKFEDER	ERSATZTEILSATZ	FLANSCHE	LADEADAPTER
FRA	COMMANDE	RESSORT À GAZ	KIT DE RÉPARATION	BRIDE	RACCORD DE CHARGE
ITA	ORDINE	CILINDRO AD AZOTO	KIT DI MANUTENZIONE	FLANGE	ADATTATORE DI CARICO
ESP	PEDIDO	RESORTE DE GAS	KIT DE REPARACION	BRIDA	ADAPTADOR DE CARGA
POR	PEDIDO	CILINDRO DE GÁS	KIT DE MANUTENÇÃO	FLANGE	ADAPTADOR DE CARGA

AZOL GAS

CD 4200 MOUNTS

Heavy Duty

C05-095

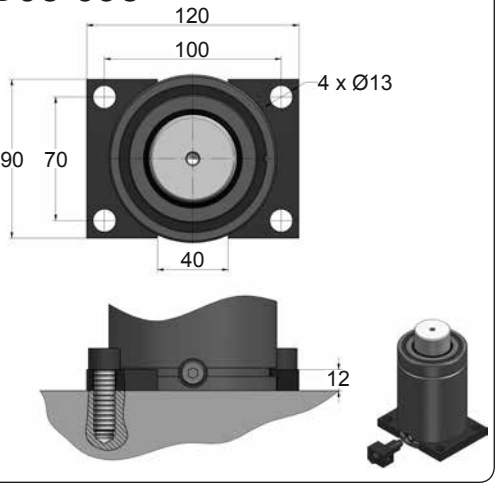

C20-095

ISO VDI E24.54.815.G EM24.54.700/F

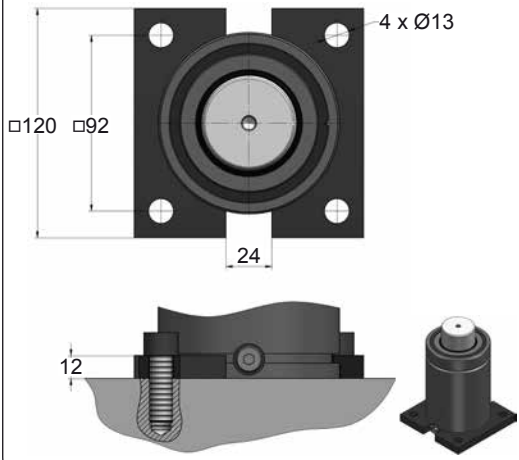

D02-095

ISO E24.54.815.G EM24.54.700/F

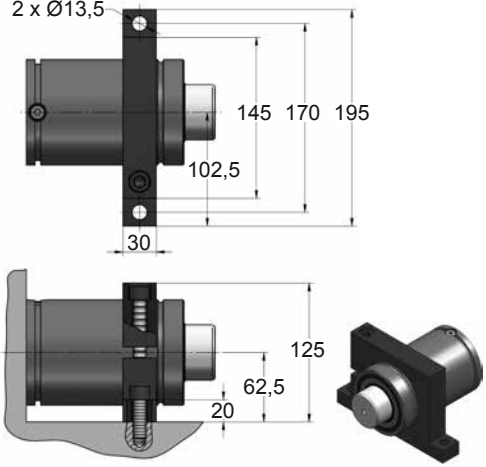

D67-095

VDI

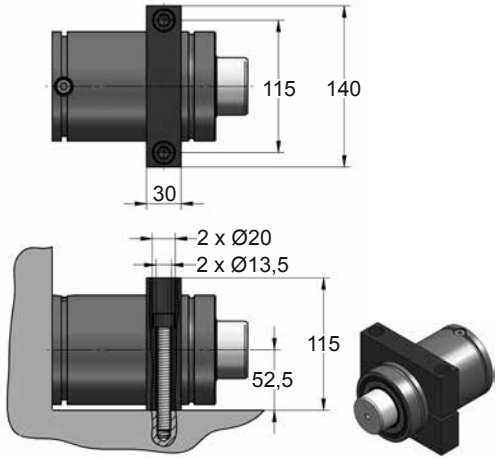







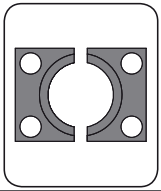

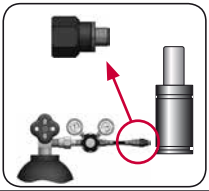

CODE		CD 4200 050	KIT XXXXXXX-S KIT XXXXXXX-C	C05-095	18 GA 5
ENG	ORDER	GAS SPRING	REPAIR KIT	FLANGE	CHARGING ADAPTER
DEU	BESTELLUNG	GASDRUCKFEDER	ERSATZTEILSATZ	FLANSCHE	LADEADAPTER
FRA	COMMANDE	RESSORT À GAZ	KIT DE RÉPARATION	BRIDE	RACCORD DE CHARGE
ITA	ORDINE	CILINDRO AD AZOTO	KIT DI MANUTENZIONE	FLANGE	ADATTATORE DI CARICO
ESP	PEDIDO	RESORTE DE GAS	KIT DE REPARACION	BRIDA	ADAPTADOR DE CARGA
POR	PEDIDO	CILINDRO DE GÁS	KIT DE MANUTENÇÃO	FLANGE	ADAPTADOR DE CARGA

CD 6600

Heavy Duty

AZOL GAS

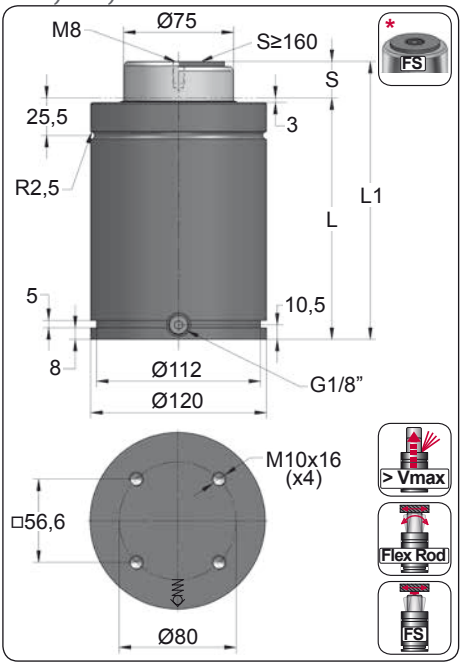

ORDER	S (mm)	L1 ±0,25 (mm)	L (mm)	Kg.
CD 6600 025	25	190	165	10.12
CD 6600 038	38	216	178	10.83
CD 6600 050	50	240	190	11.48
CD 6600 063	63.5	267	203.5	12.20
CD 6600 080	80	300	220	13.10
CD 6600 100	100	340	240	14.19
CD 6600 125	125	390	265	15.55
CD 6600 160 *	160	460	300	17.44
CD 6600 200 *	200	540	340	19.62
CD 6600 250 *	250	640	390	22.33
CD 6600 300 *	300	740	440	25.04

APPROVED PED 97/23/CE

VDI

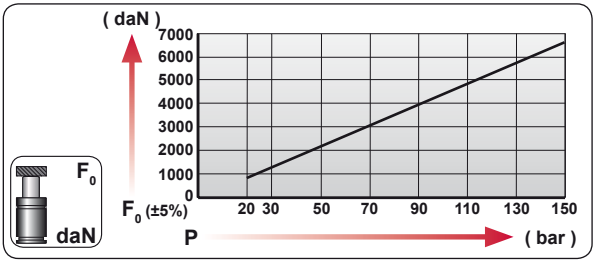

CODE	bar	psi	F_0 daN	F_1 daN
CD 6600 050	150	2175	6630	9060
CD-H 6600 050	0	0	---	---

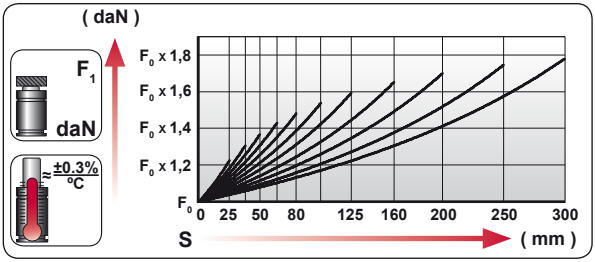

ENG	ORDER
DEU	BESTELLUNG
FRA	COMMANDE
ITA	ORDINE
ESP	PEDIDO
POR	PEDIDO

F_0 daN — S mm

CD 6600 50

CD 6600 050

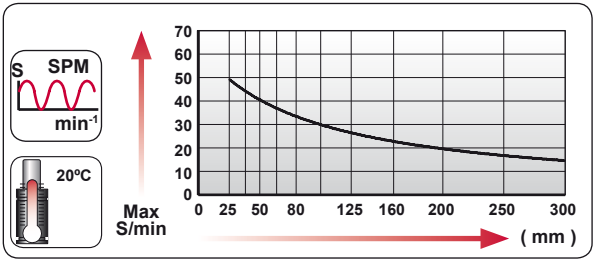



N_2	Smax < 90%	Vmax 1,6 m/s	bar psi 20 290	bar psi 150 2175	ºC ºF 0 32	ºC ºF 80 176	600 CP-

AZOL GAS

CD 6600 MOUNTS

Heavy Duty

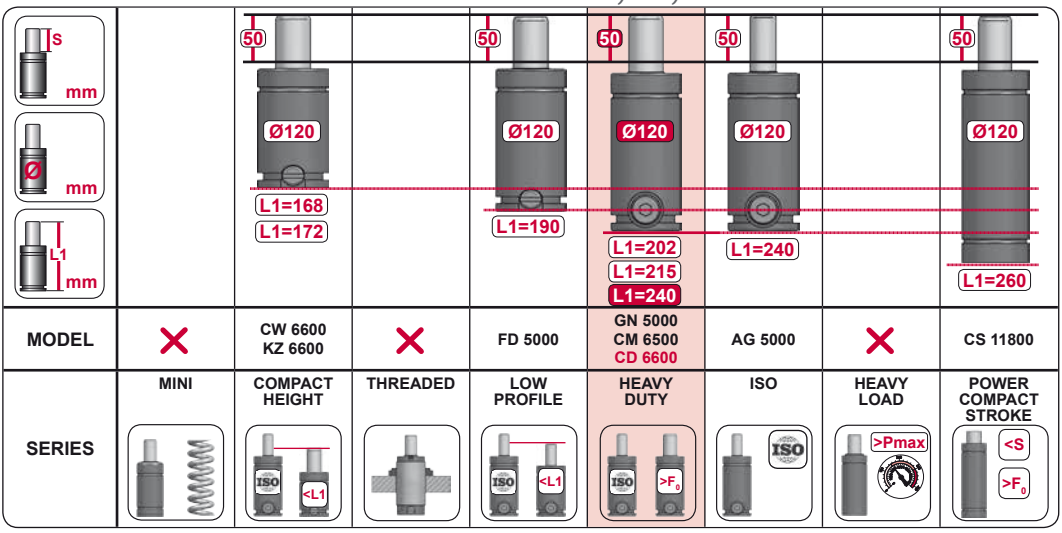

MODEL		CW 6600 KZ 6600		FD 5000	GN 5000 CM 6500 CD 6600	AG 5000		CS 11800
SERIES	MINI	COMPACT HEIGHT	THREADED	LOW PROFILE	HEAVY DUTY	ISO	HEAVY LOAD	POWER COMPACT STROKE

A14-120

ISO E24.54.815.G EM24.54.700/F

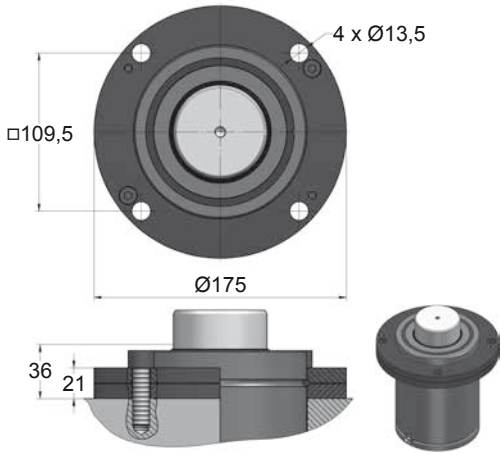

A34-120

ISO VDI

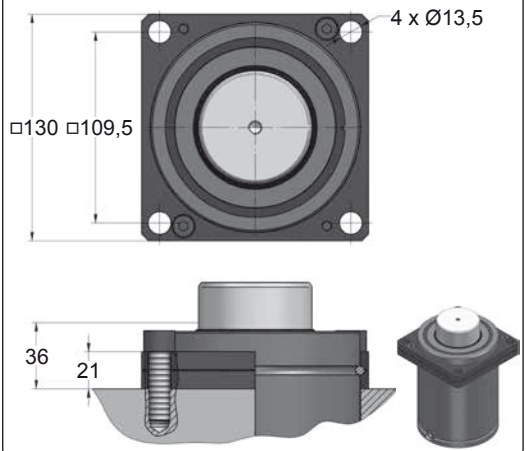



CODE		CD 6600 050	KIT XXXXXXX-S KIT XXXXXXX-C	A14-120	18 GA 5
ENG	ORDER	GAS SPRING	REPAIR KIT	FLANGE	CHARGING ADAPTER
DEU	BESTELLUNG	GASDRUCKFEDER	ERSATZTEILSATZ	FLANSCHE	LADEADAPTER
FRA	COMMANDE	RESSORT À GAZ	KIT DE RÉPARATION	BRIDE	RACCORD DE CHARGE
ITA	ORDINE	CILINDRO AD AZOTO	KIT DI MANUTENZIONE	FLANGE	ADATTATORE DI CARICO
ESP	PEDIDO	RESORTE DE GAS	KIT DE REPARACION	BRIDA	ADAPTADOR DE CARGA
POR	PEDIDO	CILINDRO DE GÁS	KIT DE MANUTENÇÃO	FLANGE	ADAPTADOR DE CARGA

CD 6600 MOUNTS

Heavy Duty

AZOL GAS

B16-120

E24.54.815.G

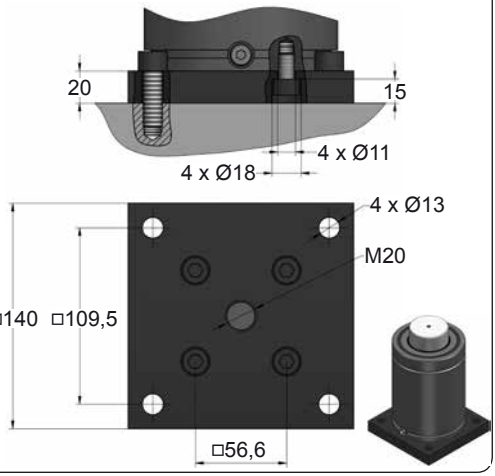

B21-120

EM24.54.700/F

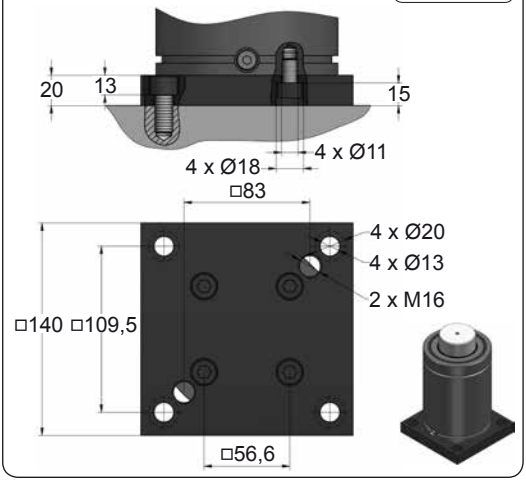

B76-120

EM24.54.700/F

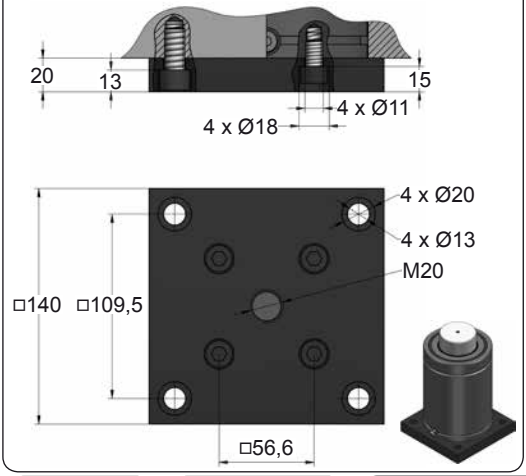







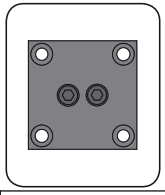

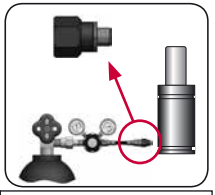

CODE		CD 6600 050	KIT XXXXXXX-S KIT XXXXXXX-C	B16-120	18 GA 5
ENG	ORDER	GAS SPRING	REPAIR KIT	FLANGE	CHARGING ADAPTER
DEU	BESTELLUNG	GASDRUCKFEDER	ERSATZTEILSATZ	FLANSCHE	LADEADAPTER
FRA	COMMANDE	RESSORT À GAZ	KIT DE RÉPARATION	BRIDE	RACCORD DE CHARGE
ITA	ORDINE	CILINDRO AD AZOTO	KIT DI MANUTENZIONE	FLANGE	ADATTATORE DI CARICO
ESP	PEDIDO	RESORTE DE GAS	KIT DE REPARACION	BRIDA	ADAPTADOR DE CARGA
POR	PEDIDO	CILINDRO DE GÁS	KIT DE MANUTENÇÃO	FLANGE	ADAPTADOR DE CARGA

AZOL GAS

CD 6600 MOUNTS

Heavy Duty

C05-120

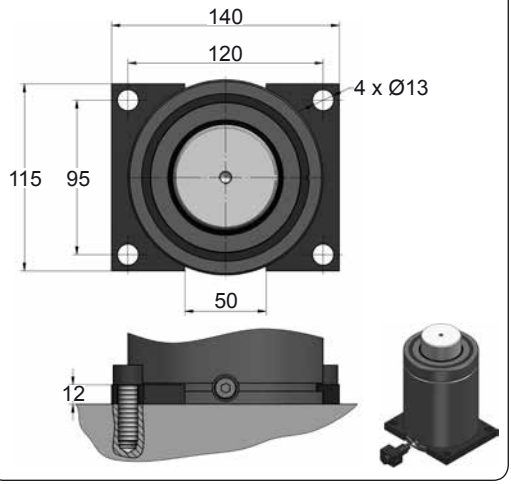

C20-120

ISO VDI E24.54.815.G EM24.54.700/F

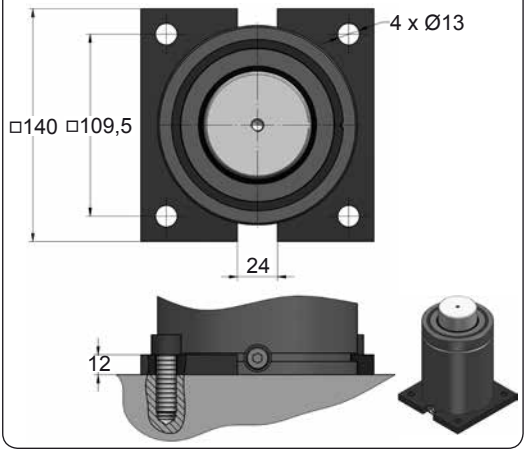

D02-120

ISO E24.54.815.G EM24.54.700/F

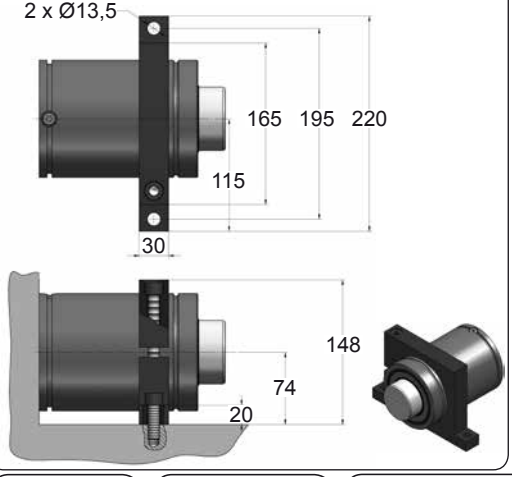

D67-120

VDI

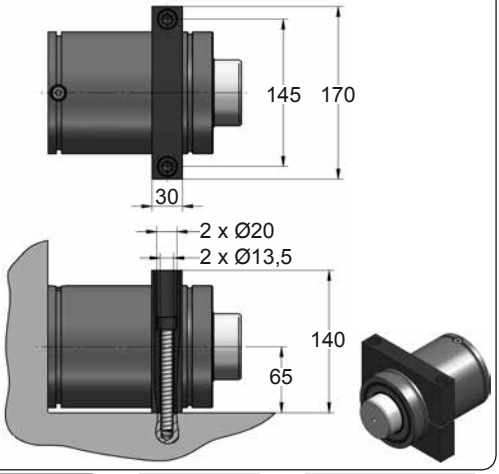







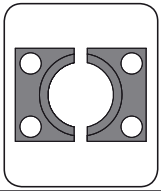

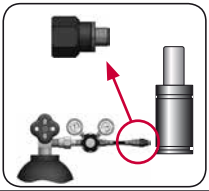

CODE		CD 6600 050	KIT XXXXXXX-S KIT XXXXXXX-C	C05-120	18 GA 5
ENG	ORDER	GAS SPRING	REPAIR KIT	FLANGE	CHARGING ADAPTER
DEU	BESTELLUNG	GASDRUCKFEDER	ERSATZTEILSATZ	FLANSCHE	LADEADAPTER
FRA	COMMANDE	RESSORT À GAZ	KIT DE RÉPARATION	BRIDE	RACCORD DE CHARGE
ITA	ORDINE	CILINDRO AD AZOTO	KIT DI MANUTENZIONE	FLANGE	ADATTATORE DI CARICO
ESP	PEDIDO	RESORTE DE GAS	KIT DE REPARACION	BRIDA	ADAPTADOR DE CARGA
POR	PEDIDO	CILINDRO DE GÁS	KIT DE MANUTENÇÃO	FLANGE	ADAPTADOR DE CARGA

CD 9600

Heavy Duty

AZOL GAS

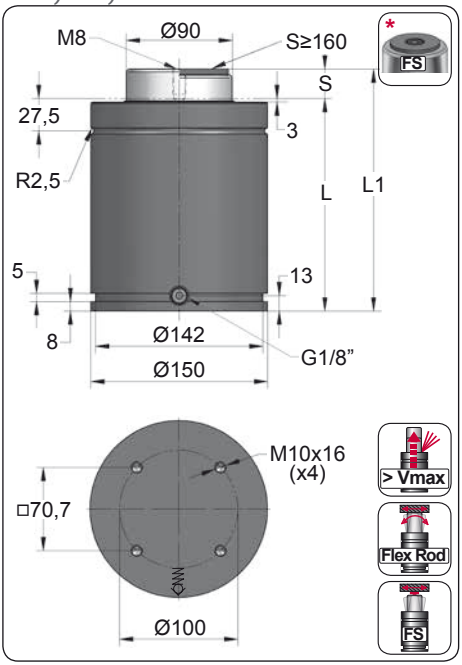

ORDER	S (mm)	L1 ±0,25 (mm)	L (mm)	Kg.
CD 9600 025	25	205	180	19.32
CD 9600 038	38	231	193	20.39
CD 9600 050	50	255	205	21.38
CD 9600 063	63.5	282	218.5	22.47
CD 9600 080	80	315	235	23.86
CD 9600 100	100	355	255	25.50
CD 9600 125	125	405	280	27.57
CD 9600 160 *	160	475	315	30.45
CD 9600 200 *	200	555	355	33.75
CD 9600 250 *	250	655	405	37.87
CD 9600 300 *	300	755	455	42.00

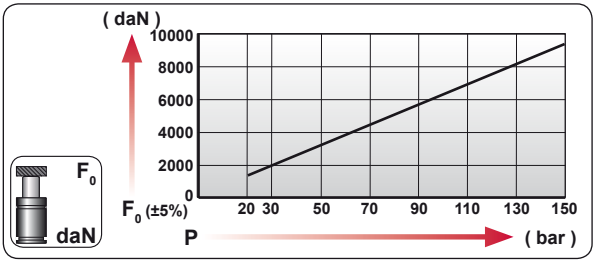

CODE	bar	psi	F0 daN	F1 daN
CD 9600 050	150	2175	9540	13150
CD-H 9600 050	0	0	---	---

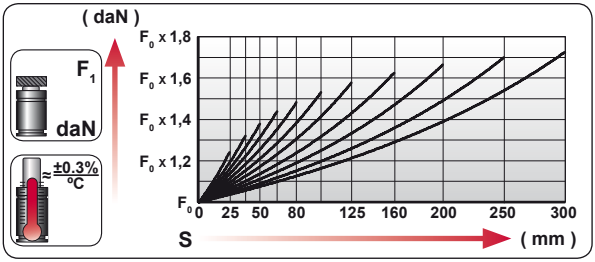

ENG	ORDER
DEU	BESTELLUNG
FRA	COMMANDE
ITA	ORDINE
ESP	PEDIDO
POR	PEDIDO



CD 9600 50

CD 9600 050

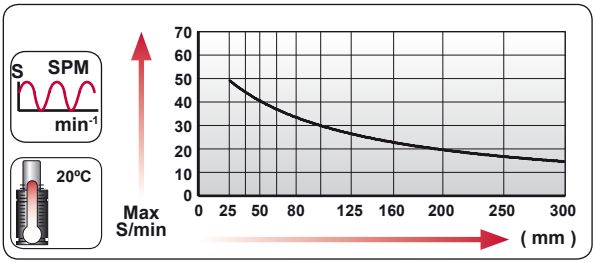



N_2	Smax < 90%	Vmax 1,6 m/s	bar psi 20 290	bar psi 150 2175	°C °F 0 32	°C °F 80 176	600 CP-

AZOL GAS

CD 9600 MOUNTS

Heavy Duty

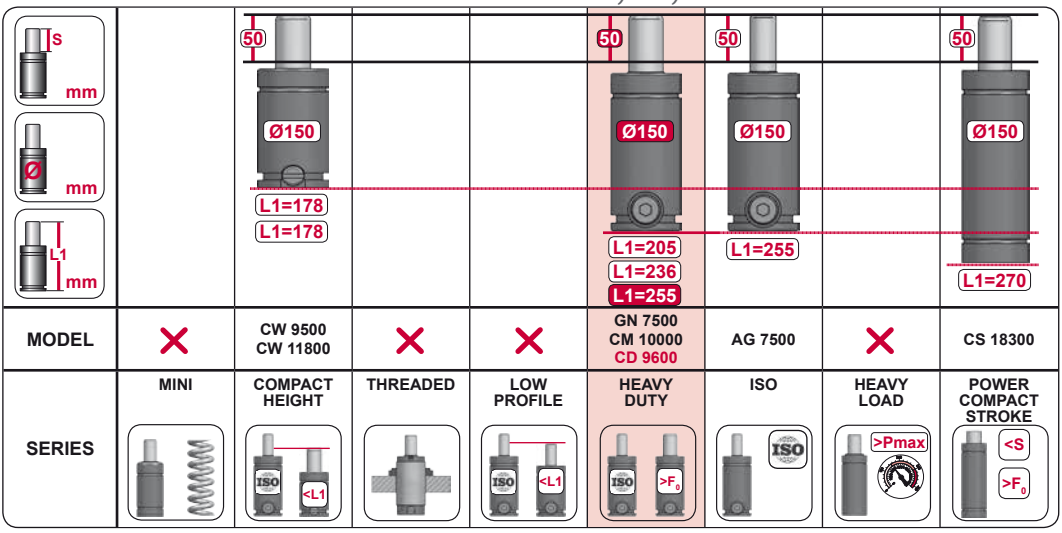

MODEL	×	CW 9500 CW 11800	×	×	GN 7500 CM 10000 CD 9600	AG 7500	×	CS 18300
SERIES	MINI	COMPACT HEIGHT	THREADED	LOW PROFILE	HEAVY DUTY	ISO	HEAVY LOAD	POWER COMPACT STROKE

A14-150

ISO E24.54.815.G EM24.54.700/F

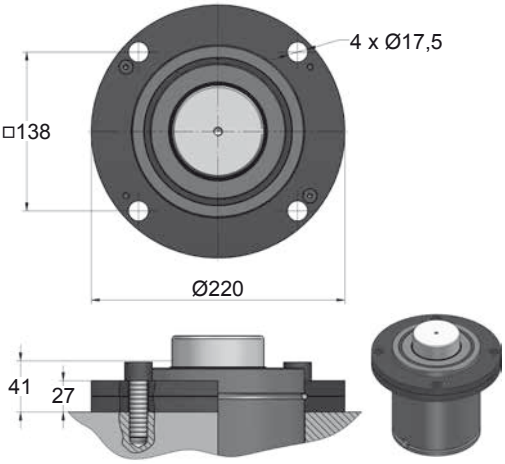

A34-150

ISO VDI

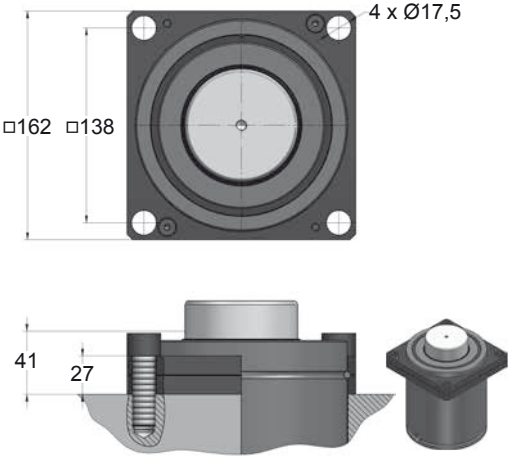



CODE		CD 9600 050	KIT XXXXXXX-S KIT XXXXXXX-C	A14-150	18 GA 5
ENG	ORDER	GAS SPRING	REPAIR KIT	FLANGE	CHARGING ADAPTER
DEU	BESTELLUNG	GASDRUCKFEDER	ERSATZTEILSATZ	FLANSCHE	LADEADAPTER
FRA	COMMANDE	RESSORT À GAZ	KIT DE RÉPARATION	BRIDE	RACCORD DE CHARGE
ITA	ORDINE	CILINDRO AD AZOTO	KIT DI MANUTENZIONE	FLANGE	ADATTATORE DI CARICO
ESP	PEDIDO	RESORTE DE GAS	KIT DE REPARACION	BRIDA	ADAPTADOR DE CARGA
POR	PEDIDO	CILINDRO DE GÁS	KIT DE MANUTENÇÃO	FLANGE	ADAPTADOR DE CARGA

CD 9600 MOUNTS

Heavy Duty

AZOL GAS

B16-150

E24.54.815.G

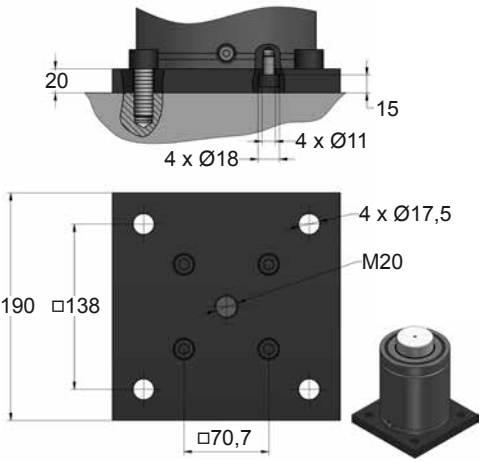

B21-150

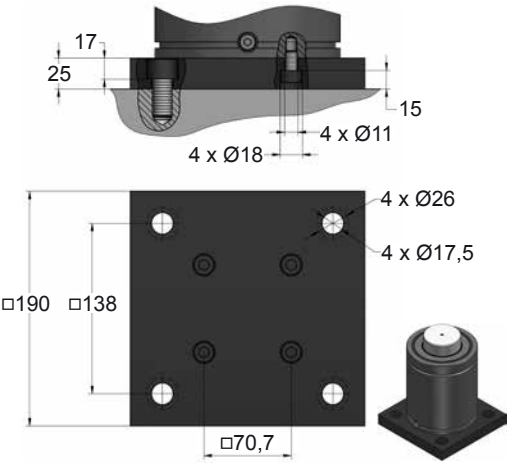

B76-150

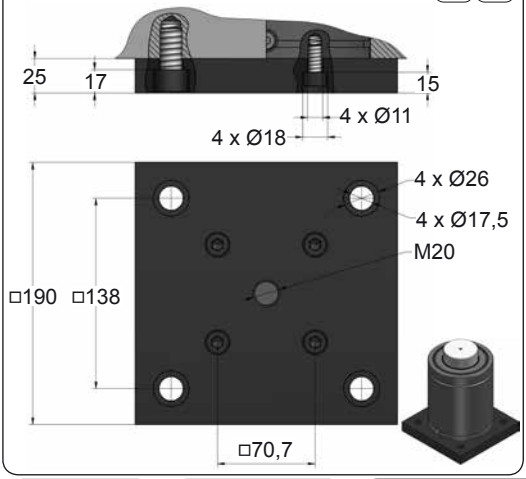







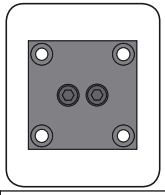

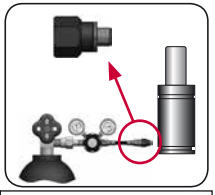

CODE		CD 9600 050	KIT XXXXXXX-S KIT XXXXXXX-C	B16-150	18 GA 5
ENG	ORDER	GAS SPRING	REPAIR KIT	FLANGE	CHARGING ADAPTER
DEU	BESTELLUNG	GASDRUCKFEDER	ERSATZTEILSATZ	FLANSCHE	LADEADAPTER
FRA	COMMANDE	RESSORT À GAZ	KIT DE RÉPARATION	BRIDE	RACCORD DE CHARGE
ITA	ORDINE	CILINDRO AD AZOTO	KIT DI MANUTENZIONE	FLANGE	ADATTATORE DI CARICO
ESP	PEDIDO	RESORTE DE GAS	KIT DE REPARACION	BRIDA	ADAPTADOR DE CARGA
POR	PEDIDO	CILINDRO DE GÁS	KIT DE MANUTENÇÃO	FLANGE	ADAPTADOR DE CARGA

AZOL GAS

CD 9600 MOUNTS

Heavy Duty

C05-150

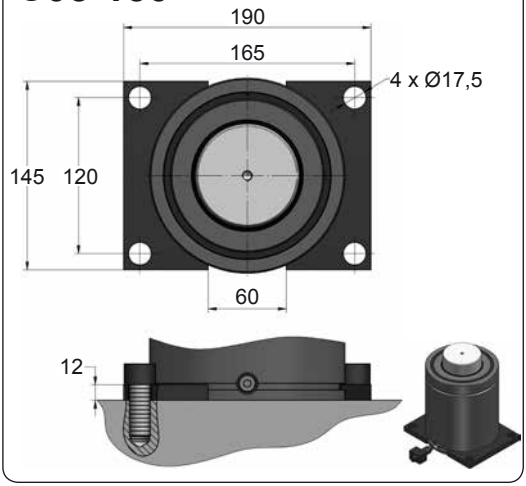

C20-150

ISO VDI E24.54.815.G EM24.54.700/F

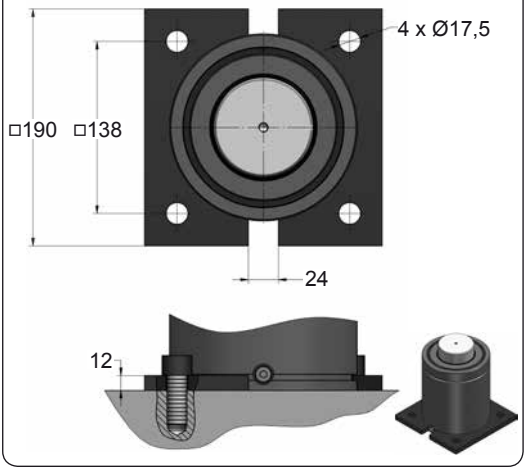

D02-150

ISO E24.54.815.G

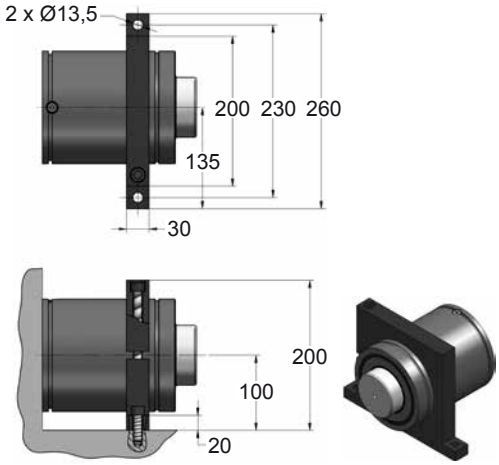

D67-150

VDI

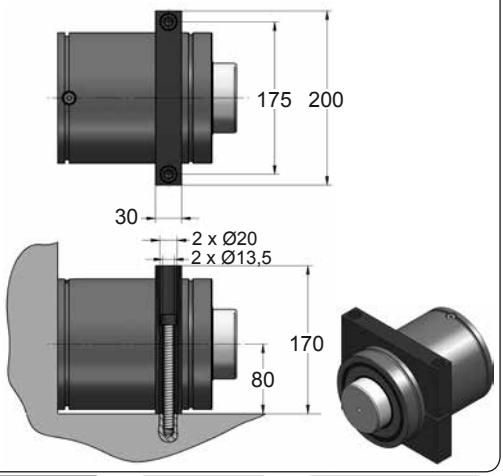







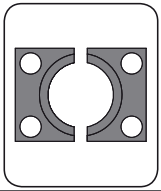

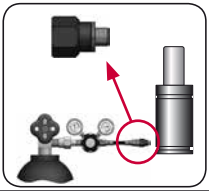

CODE		CD 9600 050	KIT XXXXXXX-S KIT XXXXXXX-C	C05-150	18 GA 5
ENG	ORDER	GAS SPRING	REPAIR KIT	FLANGE	CHARGING ADAPTER
DEU	BESTELLUNG	GASDRUCKFEDER	ERSATZTEILSATZ	FLANSCHE	LADEADAPTER
FRA	COMMANDE	RESSORT À GAZ	KIT DE RÉPARATION	BRIDE	RACCORD DE CHARGE
ITA	ORDINE	CILINDRO AD AZOTO	KIT DI MANUTENZIONE	FLANGE	ADATTATORE DI CARICO
ESP	PEDIDO	RESORTE DE GAS	KIT DE REPARACION	BRIDA	ADAPTADOR DE CARGA
POR	PEDIDO	CILINDRO DE GÁS	KIT DE MANUTENÇÃO	FLANGE	ADAPTADOR DE CARGA

CD 18500

Heavy Duty

AZOL GAS

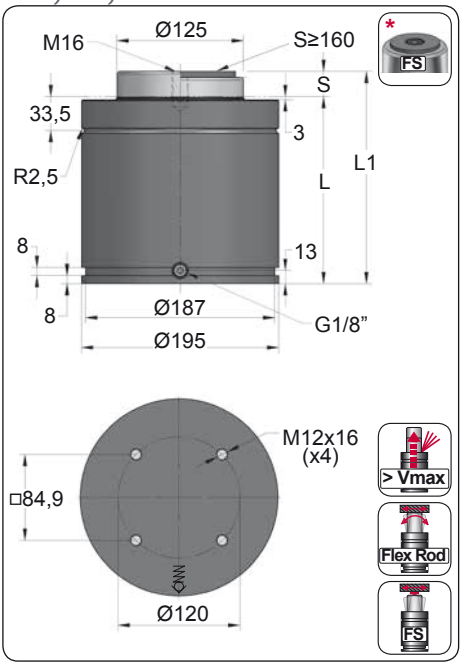

ORDER	S (mm)	L1 ±0,25 (mm)	L (mm)	Kg.
CD 18500 025	25	210	185	32.54
CD 18500 038	38	236	198	34.06
CD 18500 050	50	260	210	35.46
CD 18500 063	63.5	287	223.5	37.01
CD 18500 080	80	320	240	38.96
CD 18500 100	100	360	260	41.29
CD 18500 125	125	410	285	44.21
CD 18500 160 *	160	480	320	48.29
CD 18500 200 *	200	560	360	52.96
CD 18500 250 *	250	660	410	58.79
CD 18500 300 *	300	760	460	64.63

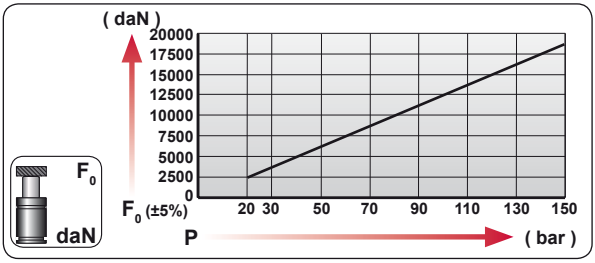

CODE	bar	psi	F_0 daN	F_1 daN
CD 18500 050	150	2175	18410	28015
CD-H 18500 050	0	0	---	---

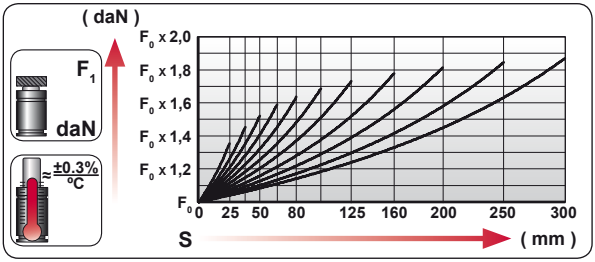

ENG	ORDER
DEU	BESTELLUNG
FRA	COMMANDE
ITA	ORDINE
ESP	PEDIDO
POR	PEDIDO

F_0 daN — S mm

CD 18500 50

CD 18500 050

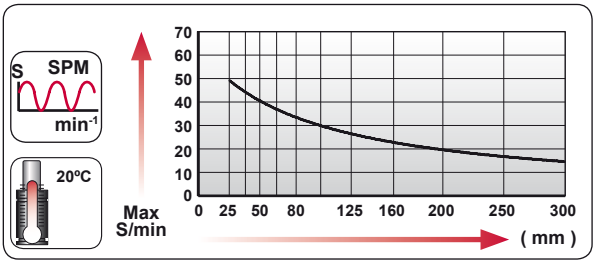

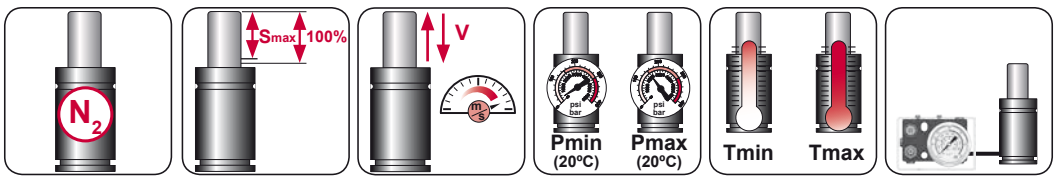

N_2	Smax < 90%	Vmax 1,6 m/s	bar psi 20 290	bar psi 150 2175	°C °F 0 32	°C °F 80 176	600 CP-

AZOL GAS

CD 18500 MOUNTS

Heavy Duty

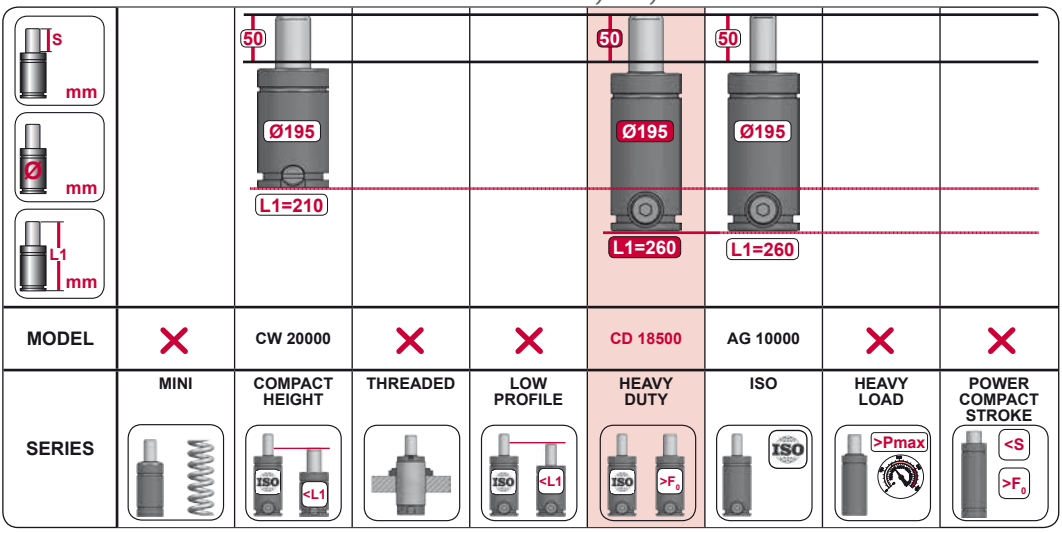

MODEL	✕	CW 20000	✕	✕	CD 18500	AG 10000	✕	✕
SERIES	MINI	COMPACT HEIGHT	THREADED	LOW PROFILE	HEAVY DUTY	ISO	HEAVY LOAD	POWER COMPACT STROKE

A14-195

ISO · EM24.54.700/F

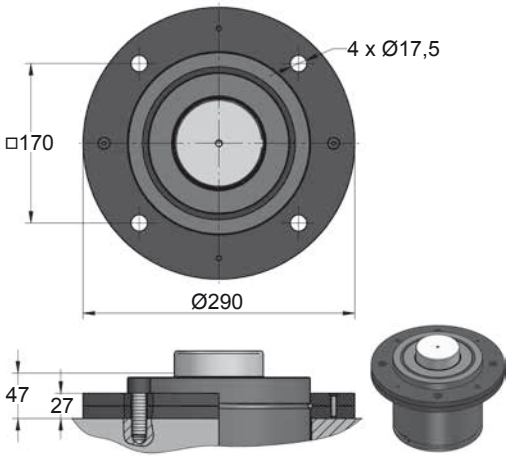

A34-195

ISO · VDI

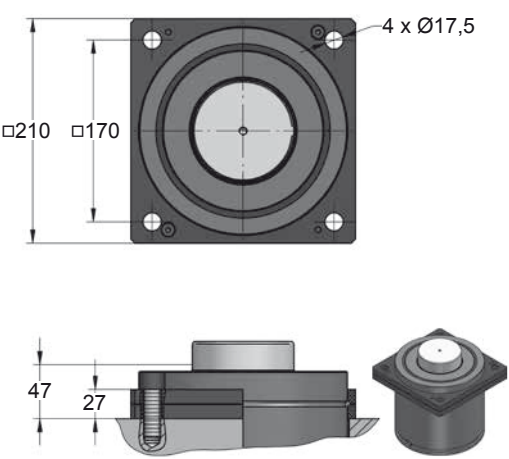







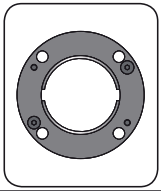

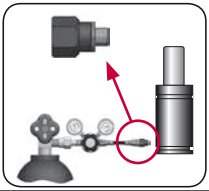

CODE		CD 18500 050	KIT XXXXXXX-S KIT XXXXXXX-C	A14-195	18 GA 5
ENG	ORDER	GAS SPRING	REPAIR KIT	FLANGE	CHARGING ADAPTER
DEU	BESTELLUNG	GASDRUCKFEDER	ERSATZTEILSATZ	FLANSCHE	LADEADAPTER
FRA	COMMANDE	RESSORT À GAZ	KIT DE RÉPARATION	BRIDE	RACCORD DE CHARGE
ITA	ORDINE	CILINDRO AD AZOTO	KIT DI MANUTENZIONE	FLANGE	ADATTATORE DI CARICO
ESP	PEDIDO	RESORTE DE GAS	KIT DE REPARACION	BRIDA	ADAPTADOR DE CARGA
POR	PEDIDO	CILINDRO DE GÁS	KIT DE MANUTENÇÃO	FLANGE	ADAPTADOR DE CARGA

CD 18500 MOUNTS

Heavy Duty

AZOL GAS

B21-195

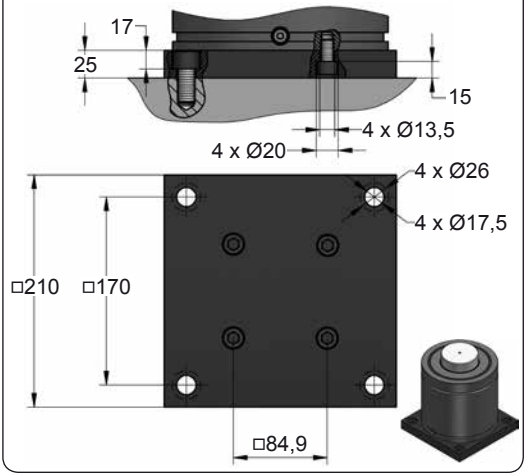

B76-195

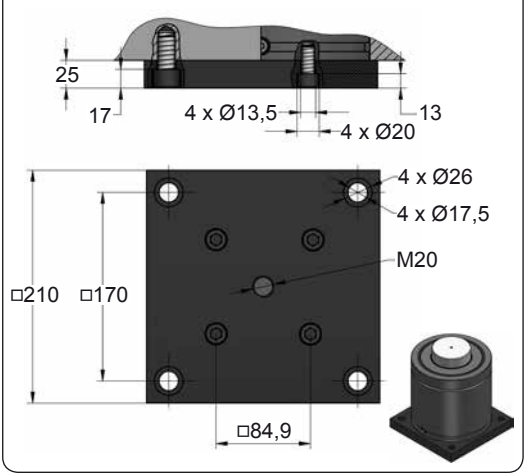

C05-195

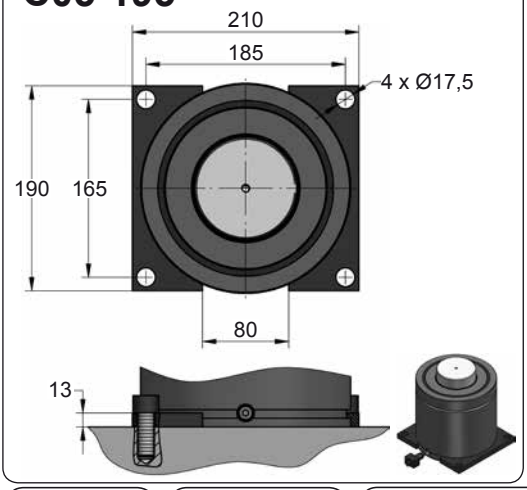

C20-195

EM24.54.700/F

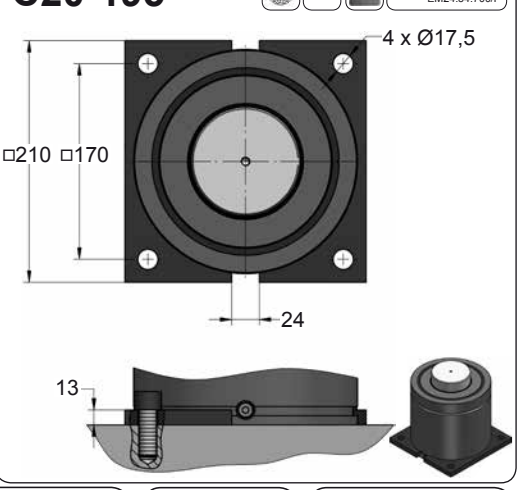







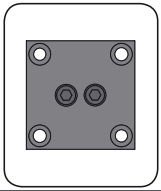

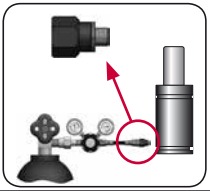

CODE		CD 18500 050	KIT XXXXXXX-S KIT XXXXXXX-C	B21-195	18 GA 5
ENG	ORDER	GAS SPRING	REPAIR KIT	FLANGE	CHARGING ADAPTER
DEU	BESTELLUNG	GASDRUCKFEDER	ERSATZTEILSATZ	FLANSCHE	LADEADAPTER
FRA	COMMANDE	RESSORT À GAZ	KIT DE RÉPARATION	BRIDE	RACCORD DE CHARGE
ITA	ORDINE	CILINDRO AD AZOTO	KIT DI MANUTENZIONE	FLANGE	ADATTATORE DI CARICO
ESP	PEDIDO	RESORTE DE GAS	KIT DE REPARACION	BRIDA	ADAPTADOR DE CARGA
POR	PEDIDO	CILINDRO DE GÁS	KIT DE MANUTENÇÃO	FLANGE	ADAPTADOR DE CARGA

AZOL GAS

CD 18500 MOUNTS

Heavy Duty

D02-195

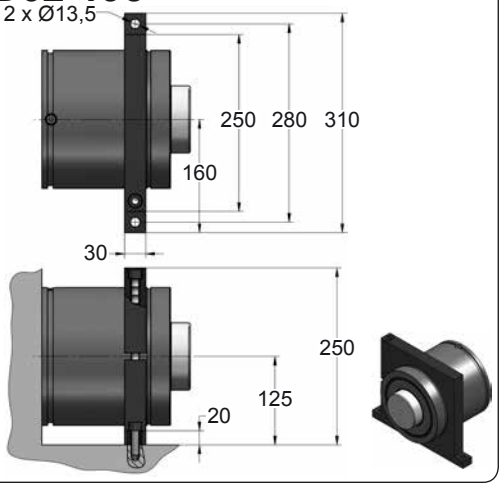







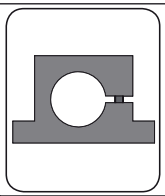

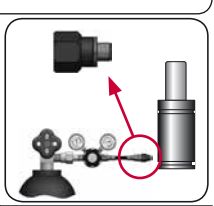

CODE		CD 18500 050	KIT XXXXXXX-S KIT XXXXXXX-C	D02-195	18 GA 5
ENG	ORDER	GAS SPRING	REPAIR KIT	FLANGE	CHARGING ADAPTER
DEU	BESTELLUNG	GASDRUCKFEDER	ERSATZTEILSATZ	FLANSCHE	LADEADAPTER
FRA	COMMANDE	RESSORT À GAZ	KIT DE RÉPARATION	BRIDE	RACCORD DE CHARGE
ITA	ORDINE	CILINDRO AD AZOTO	KIT DI MANUTENZIONE	FLANGE	ADATTATORE DI CARICO
ESP	PEDIDO	RESORTE DE GAS	KIT DE REPARACION	BRIDA	ADAPTADOR DE CARGA
POR	PEDIDO	CILINDRO DE GÁS	KIT DE MANUTENÇÃO	FLANGE	ADAPTADOR DE CARGA

AZOL GAS

CM HEAVY DUTY MEDIUM

MODEL	F_0	Ø	S	L1	Pmax	Charge Port		
CM 200	200	Ø25	10 - 80	80 - 220	180	M6	✗	✓
CM 300	300	Ø32	12 - 100	84 - 260	150	M6	✓	✓
CM 350 V1	350	Ø32	10 - 80	70 - 210	150	M6	✓	✓
CM 500 V1	500	Ø38	10 - 100	75 - 260	150	M6	✓	✓
CM 600 V1	600	Ø45	12 - 100	84 - 260	150	M6	✓	✓
CM 1000 V1	1000	Ø50	10 - 200	105 - 495	160	G1/8"	✓	✓
CM 1500 V1	1500	Ø63	10 - 200	105 - 495	150	G1/8"	✓	✓
CM 2500 V1	2500	Ø75	10 - 200	115 - 510	160	G1/8"	✓	✓
CM 4000 V1	4000	Ø95	25 - 200	155 - 530	150	G1/8"	✓	✓
CM 6500 V1	6500	Ø120	25 - 200	165 - 540	150	G1/8"	✓	✓
CM 10000	10000	Ø150	25 - 200	186 - 536	160	G1/8"	✓	✓

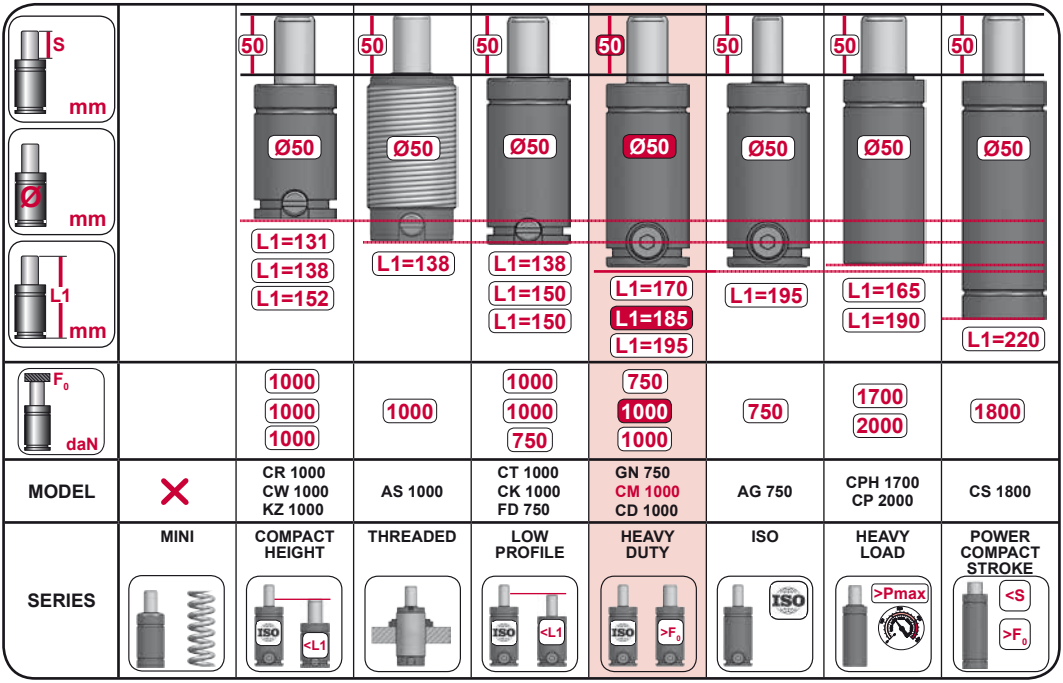

CM 200

Heavy Duty

AZOL GAS

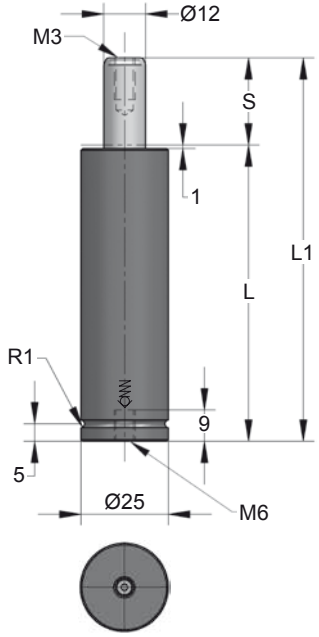

ORDER	S (mm)	L1 ±0,25 (mm)	L (mm)	Kg.
CM 200 010	10	80	70	0.20
CM 200 015	15	90	75	0.21
CM 200 025	25	110	85	0.23
CM 200 038	38	136	98	0.26
CM 200 050	50	160	110	0.29
CM 200 063	63.5	186.5	123	0.32
CM 200 080	80	220	140	0.36

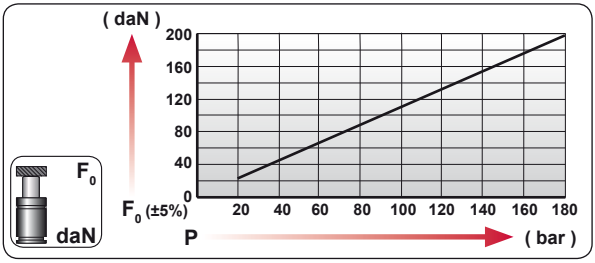

CODE	bar	psi	F_0 daN	F_1 daN
CM 200 050	180	2610	205	300
CM-H 200 050	0	0	---	---

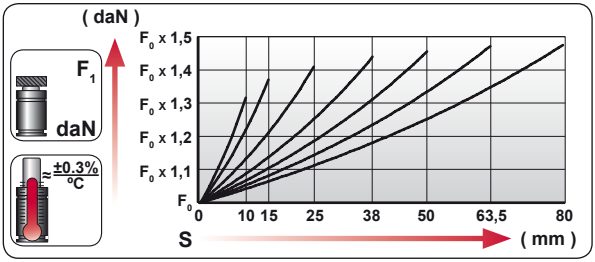

ENG	ORDER
DEU	BESTELLUNG
FRA	COMMANDE
ITA	ORDINE
ESP	PEDIDO
POR	PEDIDO



CM 200 50

CM 200 050

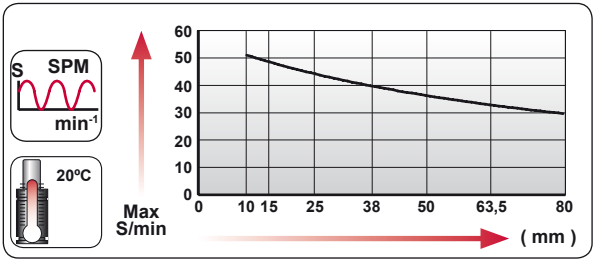

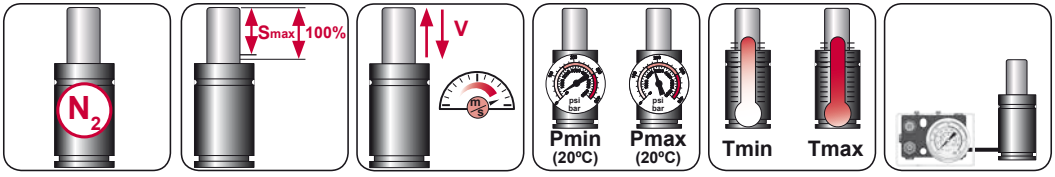

N_2	Smax < 90%	Vmax 1,6 m/s	bar psi 20 290	bar psi 180 2610	ºC ºF 0 32	ºC ºF 80 176	

AZOL GAS

CM 200 MOUNTS

Heavy Duty

A14-025

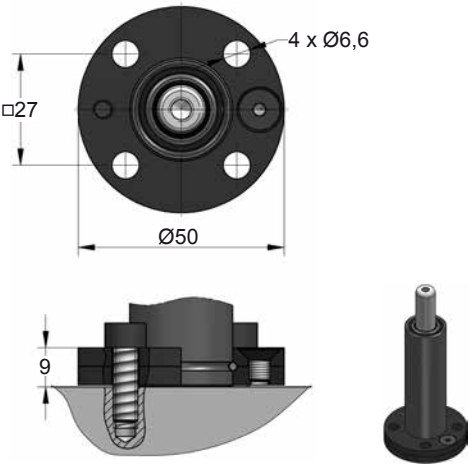

A44-025

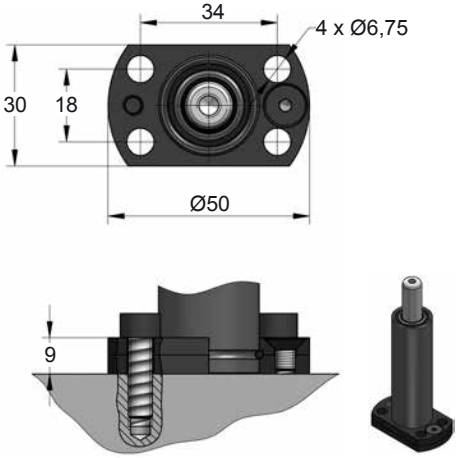

A49-025

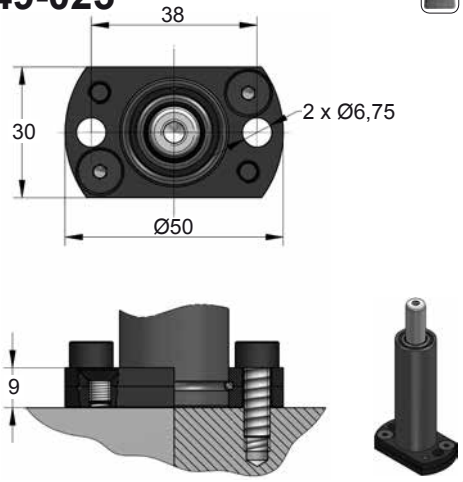







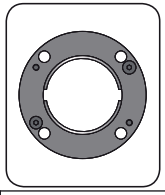

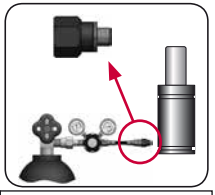

CODE		CM 200 050	KIT XXXXXXX-S KIT XXXXXXX-C	A14-025	06 GA 11
ENG	ORDER	GAS SPRING	REPAIR KIT	FLANGE	CHARGING ADAPTER
DEU	BESTELLUNG	GASDRUCKFEDER	ERSATZTEILSATZ	FLANSCHE	LADEADAPTER
FRA	COMMANDE	RESSORT À GAZ	KIT DE RÉPARATION	BRIDE	RACCORD DE CHARGE
ITA	ORDINE	CILINDRO AD AZOTO	KIT DI MANUTENZIONE	FLANGE	ADATTATORE DI CARICO
ESP	PEDIDO	RESORTE DE GAS	KIT DE REPARACION	BRIDA	ADAPTADOR DE CARGA
POR	PEDIDO	CILINDRO DE GÁS	KIT DE MANUTENÇÃO	FLANGE	ADAPTADOR DE CARGA

CM 300

Heavy Duty

AZOL GAS

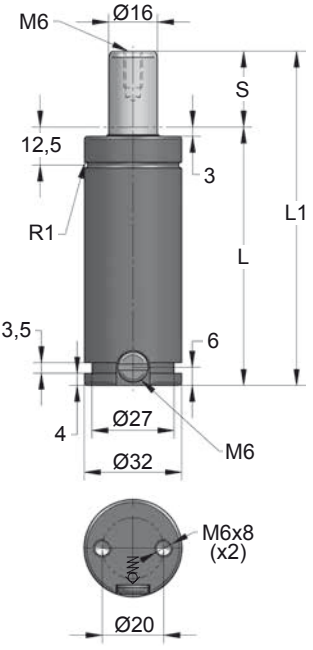

ORDER	S (mm)	L1 ±0,25 (mm)	L (mm)	Kg.
CM 300 012	12	84	72	0.36
CM 300 025	25	110	85	0.41
CM 300 038	38	136	98	0.46
CM 300 050	50	160	110	0.51
CM 300 063	63	186	123	0.56
CM 300 080	80	220	140	0.63
CM 300 100	100	260	160	0.71

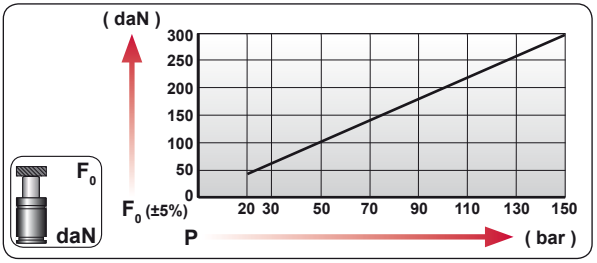

CODE	bar	psi	F0 daN	F1 daN
CM 300 050	150	2175	300	480
CM-H 300 050	0	0	---	---

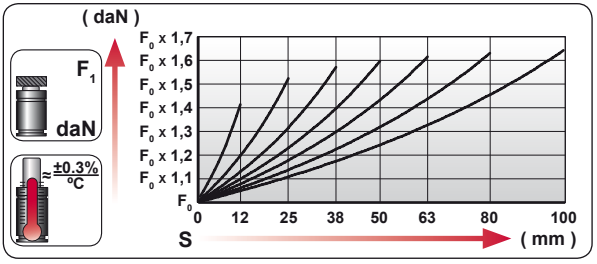

ENG	ORDER
DEU	BESTELLUNG
FRA	COMMANDE
ITA	ORDINE
ESP	PEDIDO
POR	PEDIDO



CM 300 50

CM 300 050

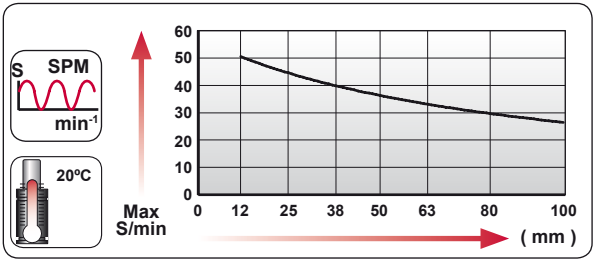



N_2	Smax < 90%	Vmax 1,6 m/s	bar psi 20 290	bar psi 150 2175	°C °F 0 32	°C °F 80 176	600 CP-

AZOL GAS

CM 300 MOUNTS

Heavy Duty

A14-032

ISO E24.54.815.G EM24.54.700/F

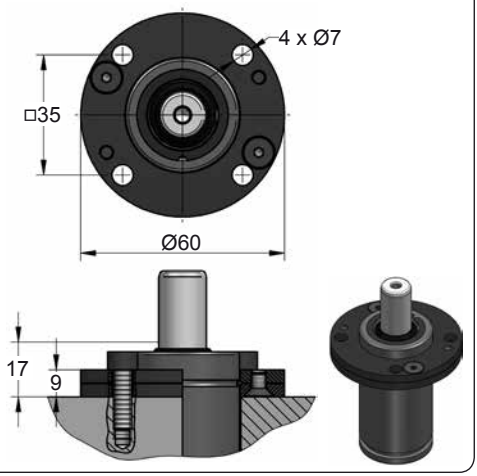

A44-032

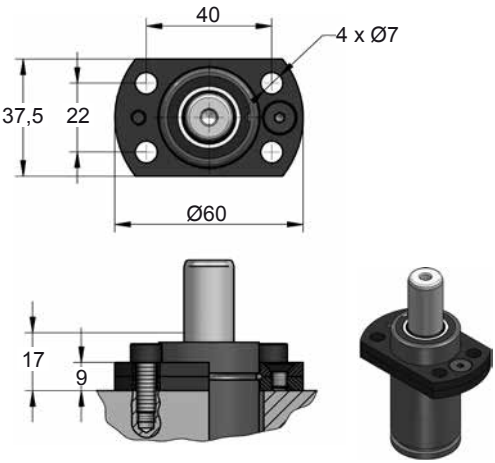

C20-032

ISO VDI E24.54.815.G EM24.54.700/F

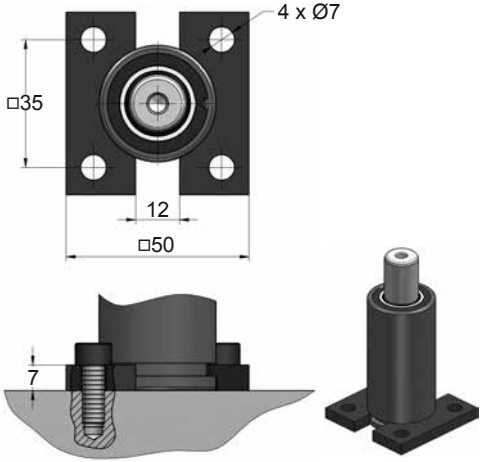

D67-032

VDI

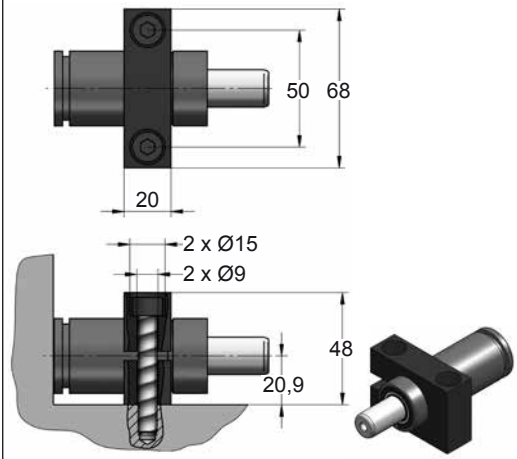







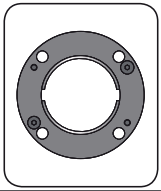

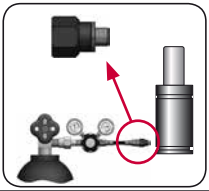

CODE		CM 300 050	KIT XXXXXXX-S KIT XXXXXXX-C	A14-032	06 GA 11
ENG	ORDER	GAS SPRING	REPAIR KIT	FLANGE	CHARGING ADAPTER
DEU	BESTELLUNG	GASDRUCKFEDER	ERSATZTEILSATZ	FLANSCHE	LADEADAPTER
FRA	COMMANDE	RESSORT À GAZ	KIT DE RÉPARATION	BRIDE	RACCORD DE CHARGE
ITA	ORDINE	CILINDRO AD AZOTO	KIT DI MANUTENZIONE	FLANGE	ADATTATORE DI CARICO
ESP	PEDIDO	RESORTE DE GAS	KIT DE REPARACION	BRIDA	ADAPTADOR DE CARGA
POR	PEDIDO	CILINDRO DE GÁS	KIT DE MANUTENÇÃO	FLANGE	ADAPTADOR DE CARGA

CM 350

Heavy Duty

AZOL GAS

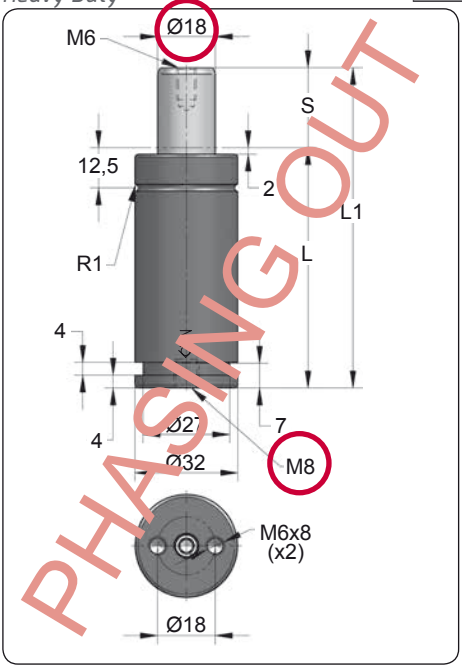

PHASING OUT

ORDER	S (mm)	L1 ±0,25 (mm)	L (mm)	Kg.
CM 350 010	10	70	60	0.30
CM 350 015	15	80	65	0.33
CM 350 025	25	100	75	0.37
CM 350 038	38	126	88	0.41
CM 350 050	50	150	100	0.47
CM 350 063	63	176	113	0.51
CM 350 080	80	210	130	0.57

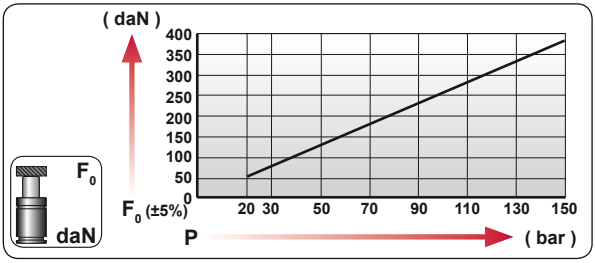

CODE	bar	psi	F0 daN	F1 daN
CM 350 050	140	2030	355	635
CM-H 350 050	0	0	---	---

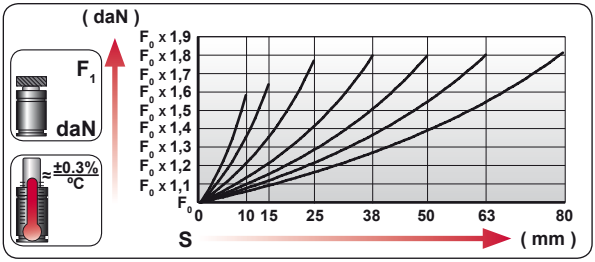

ENG	ORDER
DEU	BESTELLUNG
FRA	COMMANDE
ITA	ORDINE
ESP	PEDIDO
POR	PEDIDO

F0 daN S mm

CM 350 50

CM 350 050

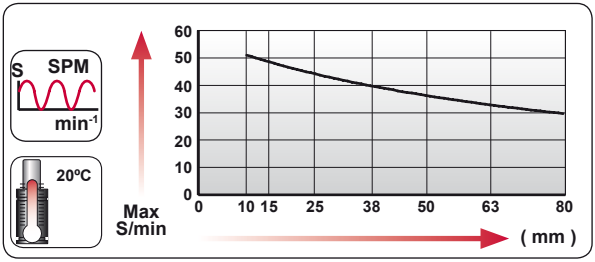



N_2	Smax < 90%	Vmax 1,6 m/s	bar psi 20 290	bar psi 150 2175	ºC ºF 0 32	ºC ºF 80 176	

AZOL GAS

CM 350 MOUNTS

Heavy Duty

A14-032

ISO E24.54.815.G EM24.54.700/F

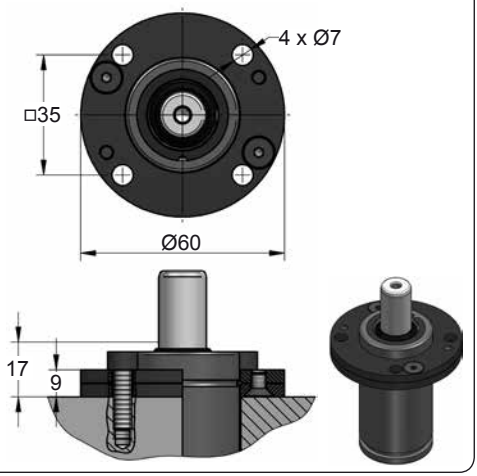

A44-032

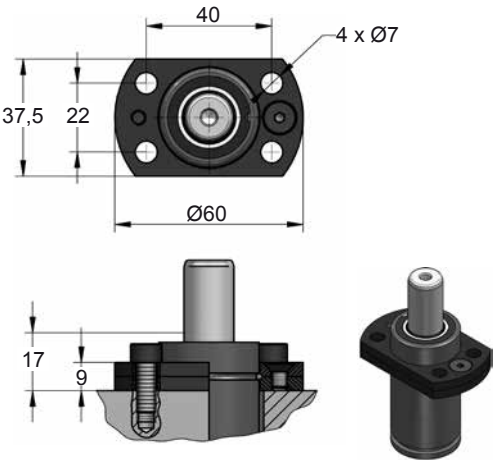

C20-032

ISO VDI E24.54.815.G EM24.54.700/F

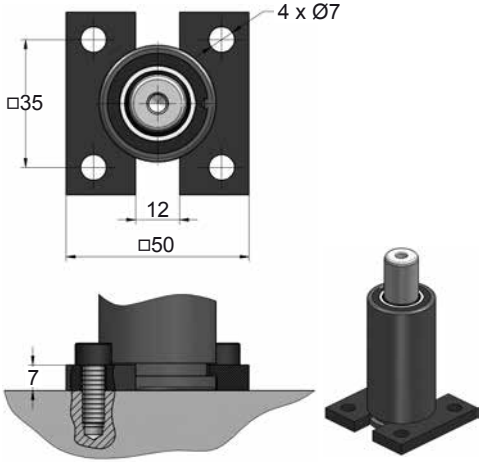

D67-032

VDI

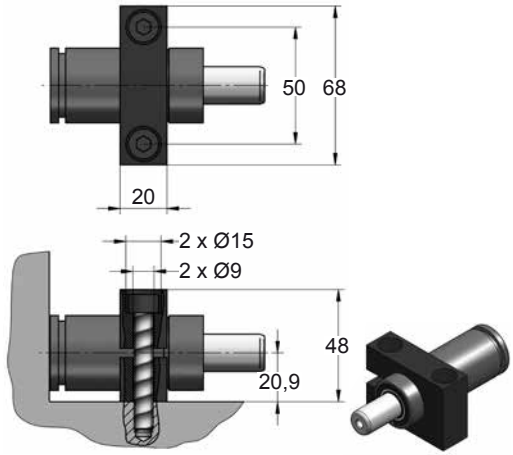







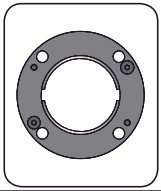

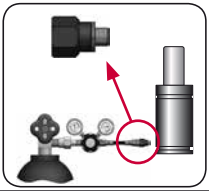

CODE		CM 350 050	KIT XXXXXXX-S KIT XXXXXXX-C	A14-032	08 GA 2
ENG	ORDER	GAS SPRING	REPAIR KIT	FLANGE	CHARGING ADAPTER
DEU	BESTELLUNG	GASDRUCKFEDER	ERSATZTEILSATZ	FLANSCHE	LADEADAPTER
FRA	COMMANDE	RESSORT À GAZ	KIT DE RÉPARATION	BRIDE	RACCORD DE CHARGE
ITA	ORDINE	CILINDRO AD AZOTO	KIT DI MANUTENZIONE	FLANGE	ADATTATORE DI CARICO
ESP	PEDIDO	RESORTE DE GAS	KIT DE REPARACION	BRIDA	ADAPTADOR DE CARGA
POR	PEDIDO	CILINDRO DE GÁS	KIT DE MANUTENÇÃO	FLANGE	ADAPTADOR DE CARGA

CM 350 V1

Heavy Duty

AZOL GAS

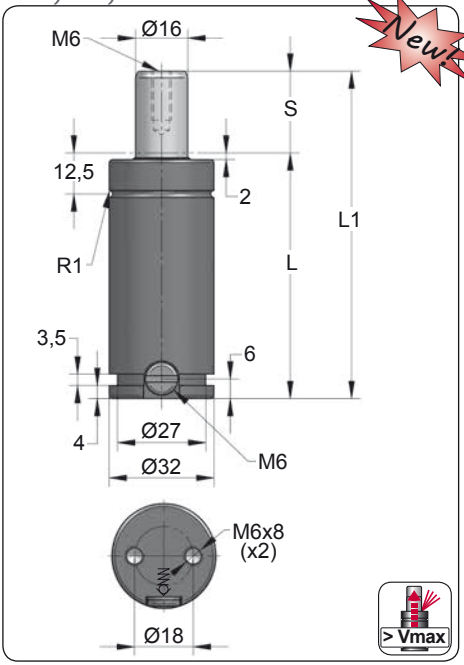

Newt

ORDER	S (mm)	L1 ±0,25 (mm)	L (mm)	Kg.
CM 350 010 V1	10	70	60	0.29
CM 350 015 V1	15	80	65	0.31
CM 350 025 V1	25	100	75	0.35
CM 350 038 V1	38	126	88	0.40
CM 350 050 V1	50	150	100	0.44
CM 350 063 V1	63	176	113	0.50
CM 350 080 V1	80	210	130	0.56

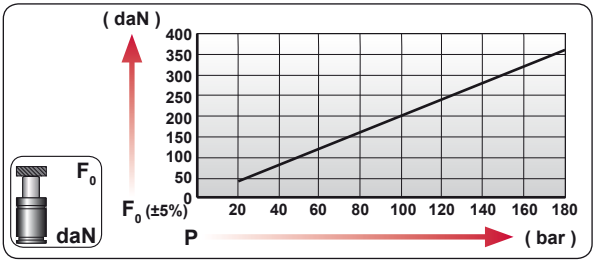

CODE	bar	psi	F_0 daN	F_1 daN
CM 350 050 V1	175	2540	350	550
CM-H 350 050 V1	0	0	---	---

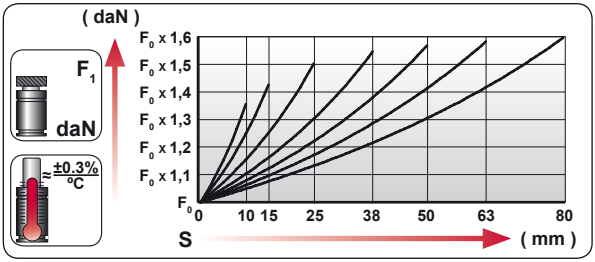

ENG	ORDER
DEU	BESTELLUNG
FRA	COMMANDE
ITA	ORDINE
ESP	PEDIDO
POR	PEDIDO

F_0 daN — S mm

CM 350 50

CM 350 050 V1

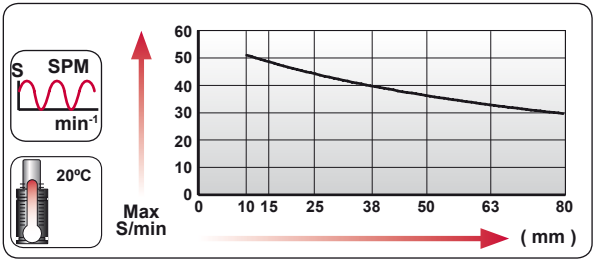

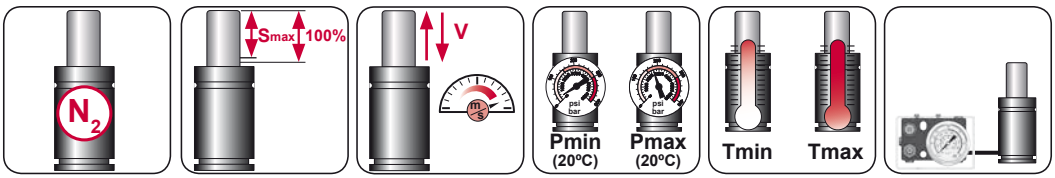

N_2	Smax < 90%	Vmax 1,6 m/s	bar psi 20 290	bar psi 180 2610	ºC ºF 0 32	ºC ºF 80 176	600 CP-

AZOL GAS

CM 350 V1 MOUNTS

Heavy Duty

A14-032

ISO E24.54.815.G EM24.54.700/F

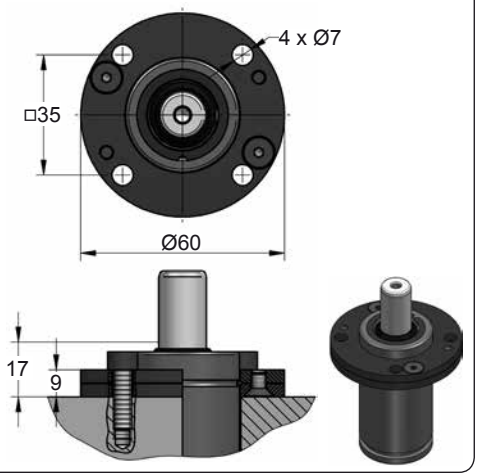

A44-032

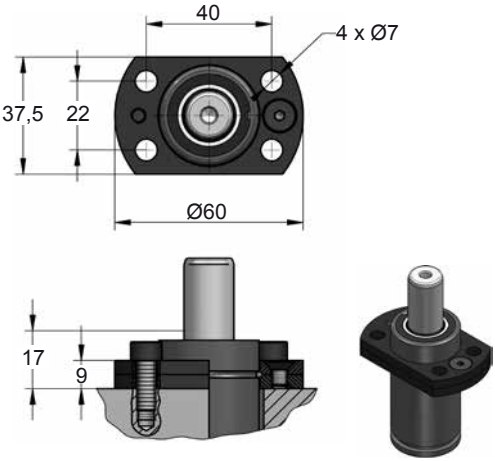

C20-032

ISO VDI E24.54.815.G EM24.54.700/F

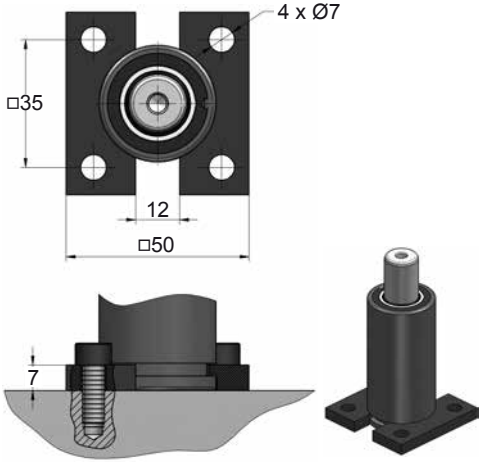

D67-032

VDI

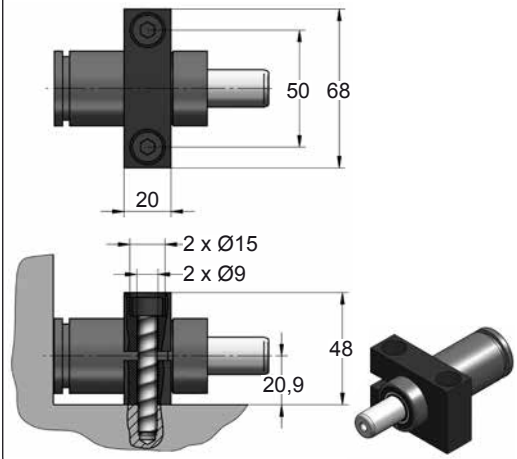







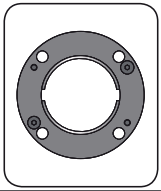

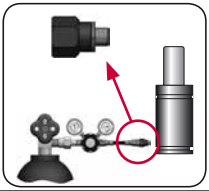

CODE		CM 350 050 V1	KIT XXXXXXX-S KIT XXXXXXX-C	A14-032	06 GA 11
ENG	ORDER	GAS SPRING	REPAIR KIT	FLANGE	CHARGING ADAPTER
DEU	BESTELLUNG	GASDRUCKFEDER	ERSATZTEILSATZ	FLANSCHE	LADEADAPTER
FRA	COMMANDE	RESSORT À GAZ	KIT DE RÉPARATION	BRIDE	RACCORD DE CHARGE
ITA	ORDINE	CILINDRO AD AZOTO	KIT DI MANUTENZIONE	FLANGE	ADATTATORE DI CARICO
ESP	PEDIDO	RESORTE DE GAS	KIT DE REPARACION	BRIDA	ADAPTADOR DE CARGA
POR	PEDIDO	CILINDRO DE GÁS	KIT DE MANUTENÇÃO	FLANGE	ADAPTADOR DE CARGA

CM 500

Heavy Duty

AZOL GAS

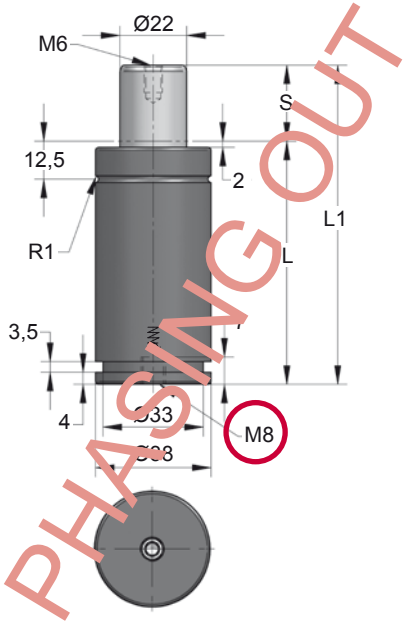

ORDER	S (mm)	L1 ±0,25 (mm)	L (mm)	Kg.
CM 500 010	10	75	65	0.46
CM 500 015	15	85	70	0.49
CM 500 025	25	105	80	0.54
CM 500 038	38	131	93	0.64
CM 500 050	50	155	105	0.68
CM 500 063	63	186	123	0.77
CM 500 080	80	220	140	0.84
CM 500 100	100	260	160	0.99

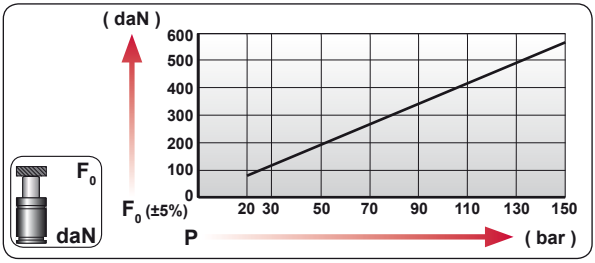

CODE	bar	psi	F0 daN	F1 daN
CM 500 050	130	1885	495	855
CM-H 500 050	0	0	---	---

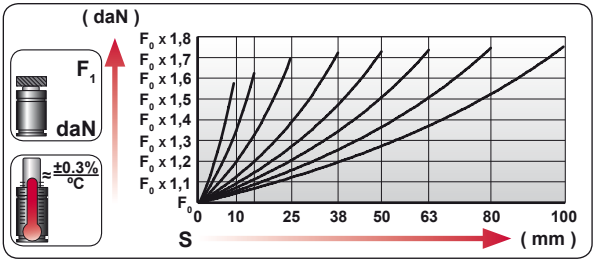

ENG	ORDER
DEU	BESTELLUNG
FRA	COMMANDE
ITA	ORDINE
ESP	PEDIDO
POR	PEDIDO

F0 daN — S mm

CM 500 050

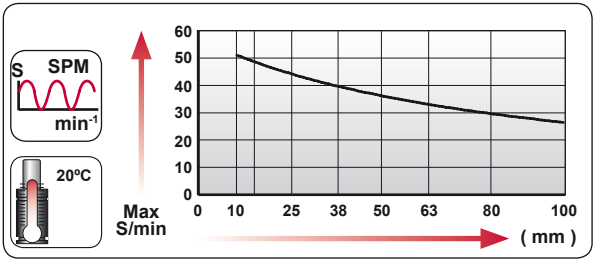



N_2	Smax < 90%	Vmax 1,6 m/s	bar psi 20 290	bar psi 150 2175	ºC ºF 0 32	ºC ºF 80 176	

AZOL GAS

CM 500 MOUNTS

Heavy Duty

A14-038

E24.54.815.G
EM24.54.700/F

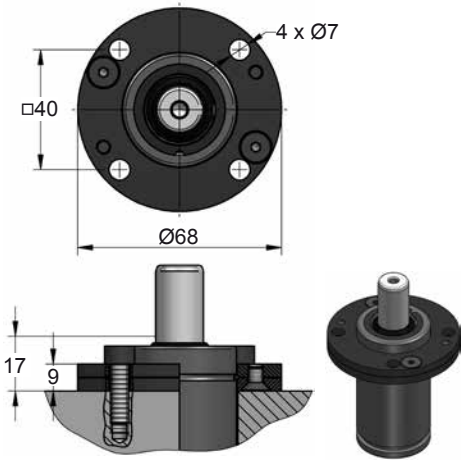

A34-038

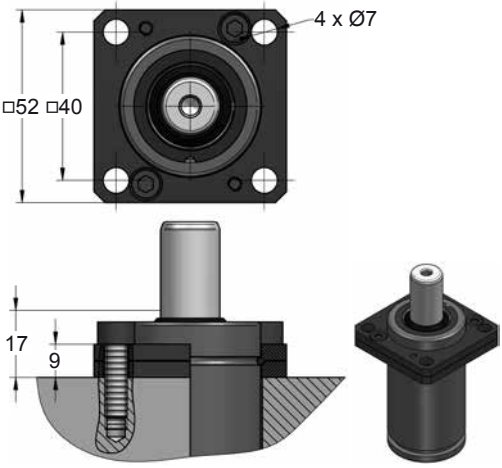

C20-038

E24.54.815.G
EM24.54.700/F

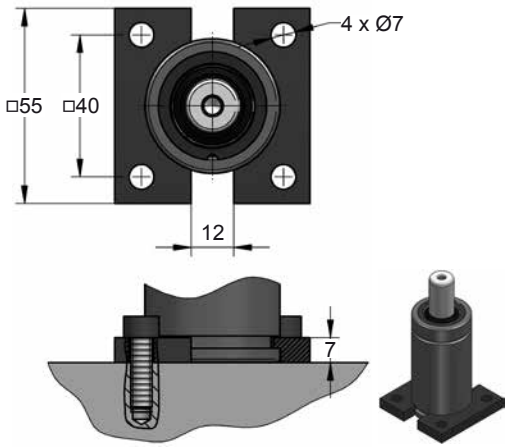

D67-038

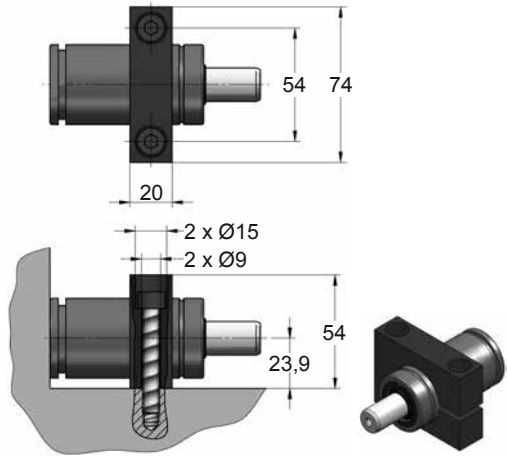







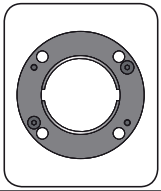

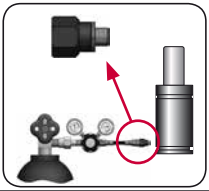

CODE		CM 500 050	KIT XXXXXXX-S KIT XXXXXXX-C	A14-038	08 GA 2
ENG	ORDER	GAS SPRING	REPAIR KIT	FLANGE	CHARGING ADAPTER
DEU	BESTELLUNG	GASDRUCKFEDER	ERSATZTEILSATZ	FLANSCHE	LADEADAPTER
FRA	COMMANDE	RESSORT À GAZ	KIT DE RÉPARATION	BRIDE	RACCORD DE CHARGE
ITA	ORDINE	CILINDRO AD AZOTO	KIT DI MANUTENZIONE	FLANGE	ADATTATORE DI CARICO
ESP	PEDIDO	RESORTE DE GAS	KIT DE REPARACION	BRIDA	ADAPTADOR DE CARGA
POR	PEDIDO	CILINDRO DE GÁS	KIT DE MANUTENÇÃO	FLANGE	ADAPTADOR DE CARGA

CM 500 V1

Heavy Duty

AZOL GAS

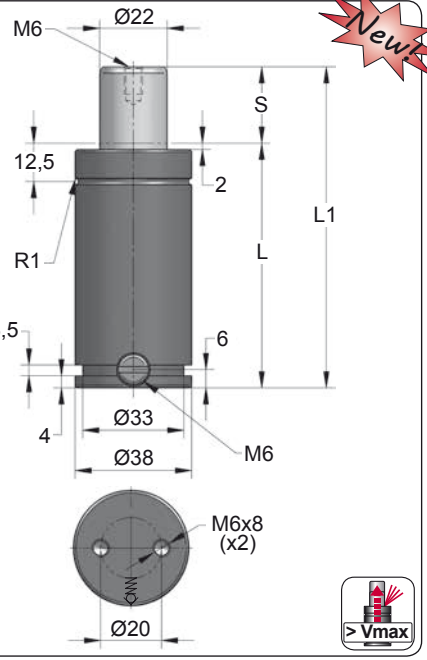

Newt

ORDER	S (mm)	L1 ±0,25 (mm)	L (mm)	Kg.
CM 500 010 V1	10	75	65	0.42
CM 500 015 V1	15	85	70	0.45
CM 500 025 V1	25	105	80	0.49
CM 500 038 V1	38	131	93	0.56
CM 500 050 V1	50	155	105	0.62
CM 500 063 V1	63	186	123	0.70
CM 500 080 V1	80	220	140	0.78
CM 500 100 V1	100	260	160	0.88

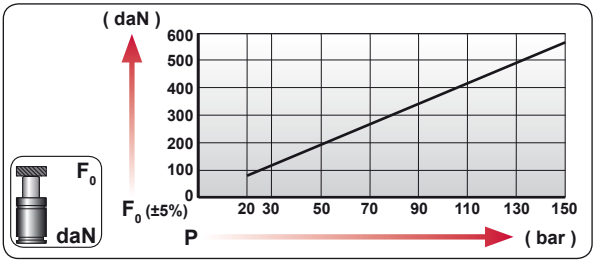

CODE	bar	psi	F_0 daN	F_1 daN
CM 500 050 V1	130	1885	495	855
CM-H 500 050 V1	0	0	---	---

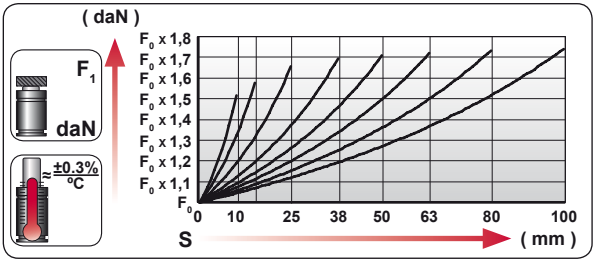

ENG	ORDER
DEU	BESTELLUNG
FRA	COMMANDE
ITA	ORDINE
ESP	PEDIDO
POR	PEDIDO



CM 500 50

CM 500 050 V1

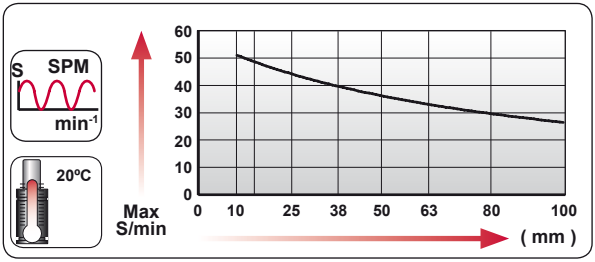



N_2	Smax < 90%	Vmax 1,6 m/s	bar psi 20 290	bar psi 150 2175	ºC ºF 0 32	ºC ºF 80 176	600 CP-

AZOL GAS

CM 500 V1 MOUNTS

Heavy Duty

A14-038

ISO · E24.54.815.G · EM24.54.700/F

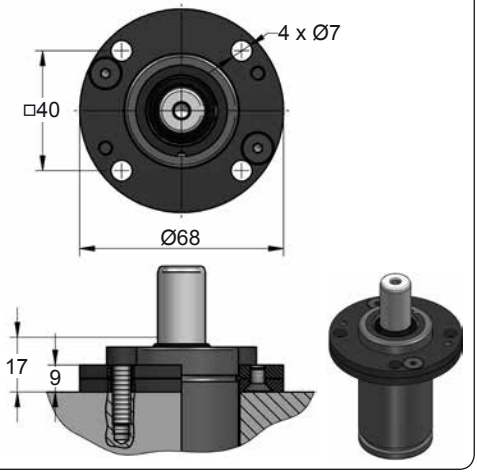

A34-038

ISO · VDI

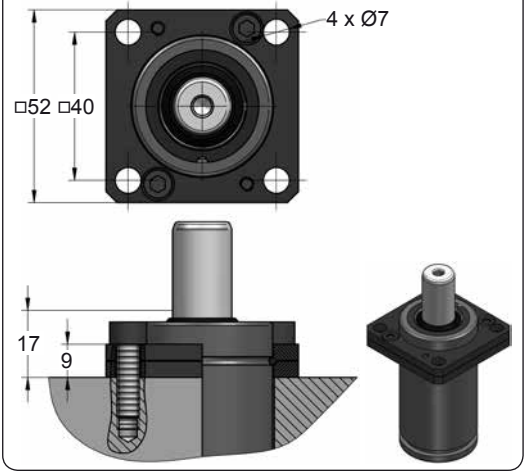

C20-038

ISO · VDI · E24.54.815.G · EM24.54.700/F

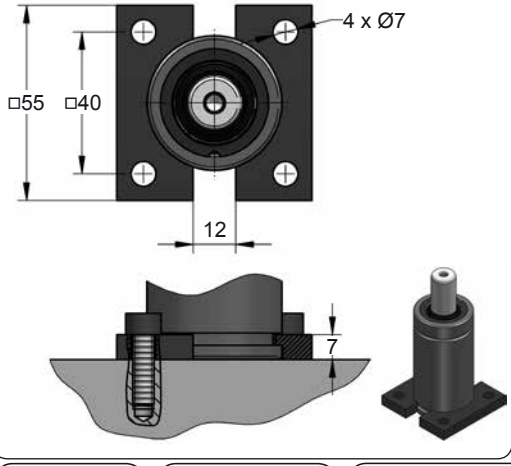

D67-038

VDI

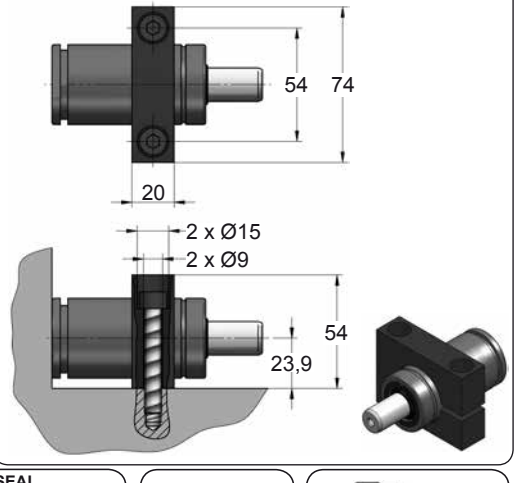







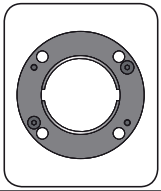

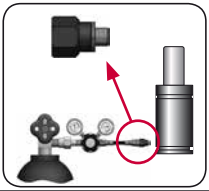

CODE		CM 500 050 V1	KIT XXXXXXX-S KIT XXXXXXX-C	A14-038	06 GA 11
ENG	ORDER	GAS SPRING	REPAIR KIT	FLANGE	CHARGING ADAPTER
DEU	BESTELLUNG	GASDRUCKFEDER	ERSATZTEILSATZ	FLANSCHE	LADEADAPTER
FRA	COMMANDE	RESSORT À GAZ	KIT DE RÉPARATION	BRIDE	RACCORD DE CHARGE
ITA	ORDINE	CILINDRO AD AZOTO	KIT DI MANUTENZIONE	FLANGE	ADATTATORE DI CARICO
ESP	PEDIDO	RESORTE DE GAS	KIT DE REPARACION	BRIDA	ADAPTADOR DE CARGA
POR	PEDIDO	CILINDRO DE GÁS	KIT DE MANUTENÇÃO	FLANGE	ADAPTADOR DE CARGA

CM 600

Heavy Duty

AZOL GAS

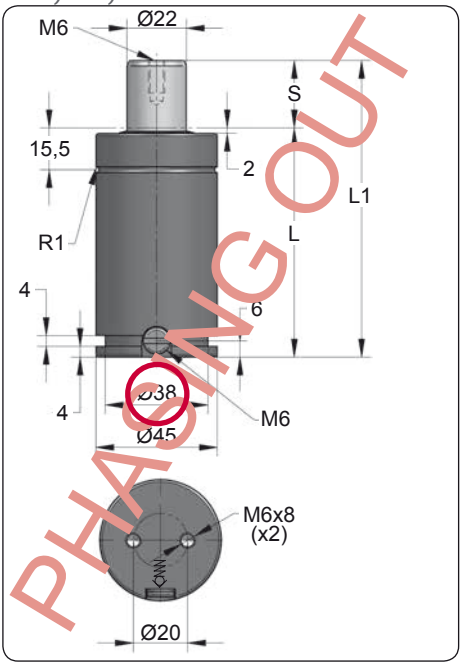

ORDER	S (mm)	L1 ±0,25 (mm)	L (mm)	Kg.
CM 600 012	12	84	72	0.67
CM 600 025	25	110	85	0.75
CM 600 038	38	136	98	0.84
CM 600 050	50	160	110	0.92
CM 600 063	63	186	123	1.00
CM 600 080	80	220	140	1.11
CM 600 100	100	260	160	1.24

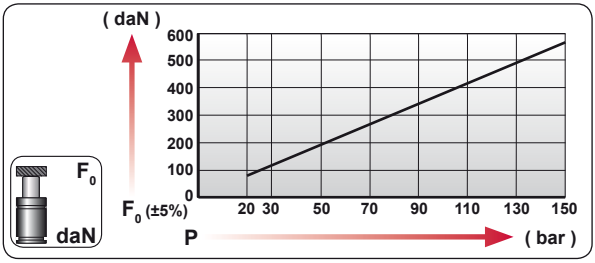

CODE	bar	psi	F_0 daN	F_1 daN
CM 600 050	150	2175	570	805
CM-H 600 050	0	0	---	---

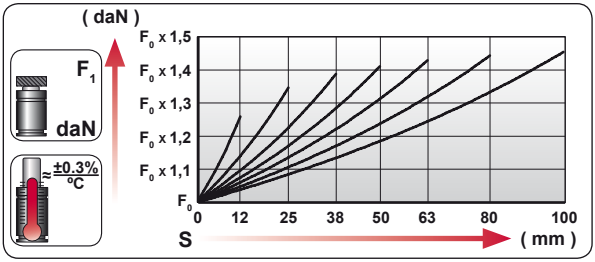

ENG	ORDER
DEU	BESTELLUNG
FRA	COMMANDE
ITA	ORDINE
ESP	PEDIDO
POR	PEDIDO

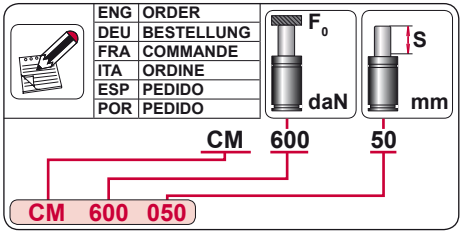

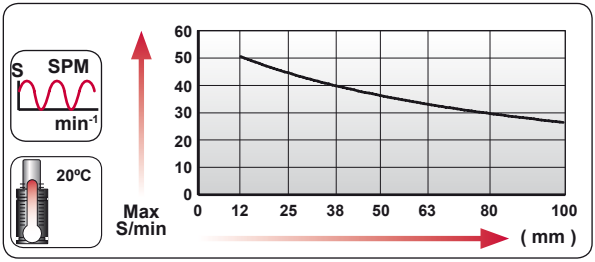

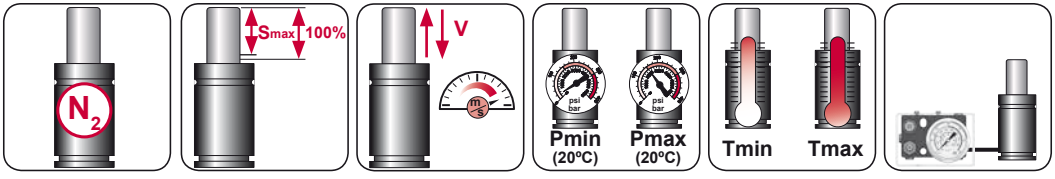

N_2	Smax < 90%	Vmax 1,6 m/s	bar psi 20 290	bar psi 150 2175	ºC ºF 0 32	ºC ºF 80 176	600 CP-

AZOL GAS

CM 600 MOUNTS

Heavy Duty

A14-045

ISO E24.54.815.G EM24.54.700/F

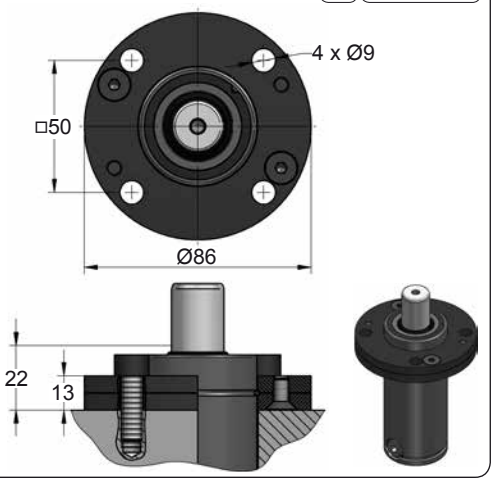

A34-045

ISO VDI

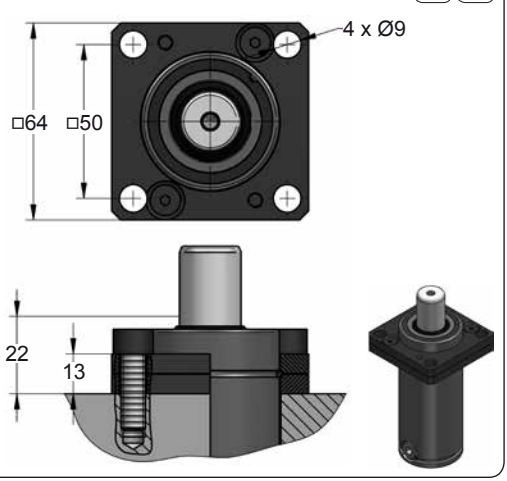

D67-045

VDI

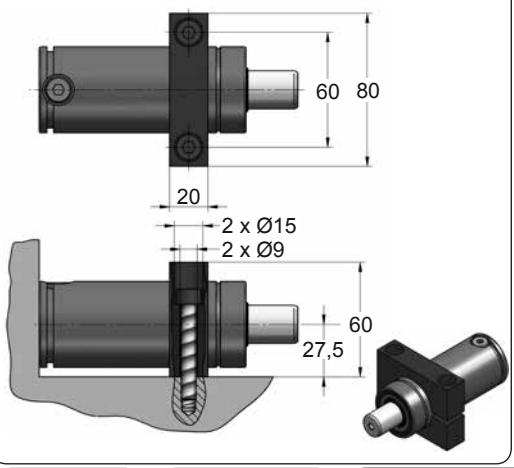







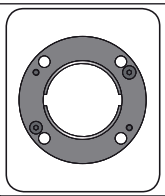

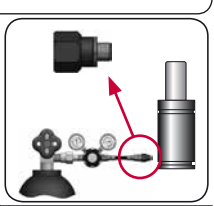

CODE		CM 600 050	KIT XXXXXXX-S KIT XXXXXXX-C	A14-045	06 GA 11
ENG	ORDER	GAS SPRING	REPAIR KIT	FLANGE	CHARGING ADAPTER
DEU	BESTELLUNG	GASDRUCKFEDER	ERSATZTEILSATZ	FLANSCHE	LADEADAPTER
FRA	COMMANDE	RESSORT À GAZ	KIT DE RÉPARATION	BRIDE	RACCORD DE CHARGE
ITA	ORDINE	CILINDRO AD AZOTO	KIT DI MANUTENZIONE	FLANGE	ADATTATORE DI CARICO
ESP	PEDIDO	RESORTE DE GAS	KIT DE REPARACION	BRIDA	ADAPTADOR DE CARGA
POR	PEDIDO	CILINDRO DE GÁS	KIT DE MANUTENÇÃO	FLANGE	ADAPTADOR DE CARGA

CM 600 V1

Heavy Duty

AZOL GAS

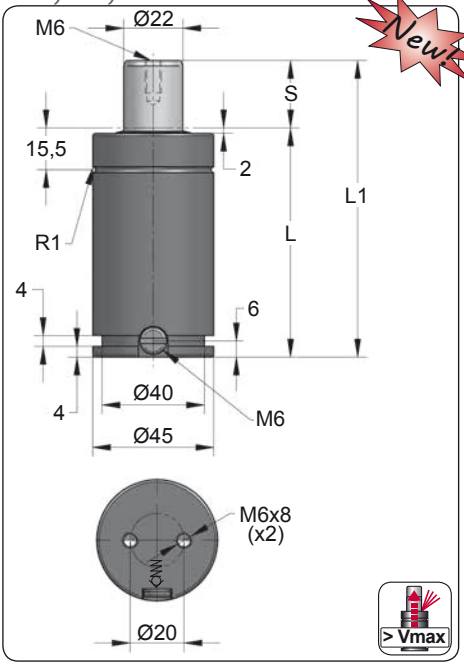

Newt

ORDER	S (mm)	L1 ±0,25 (mm)	L (mm)	Kg.
CM 600 012 V1	12	84	72	0.67
CM 600 025 V1	25	110	85	0.75
CM 600 038 V1	38	136	98	0.84
CM 600 050 V1	50	160	110	0.92
CM 600 063 V1	63	186	123	1.00
CM 600 080 V1	80	220	140	1.11
CM 600 100 V1	100	260	160	1.24

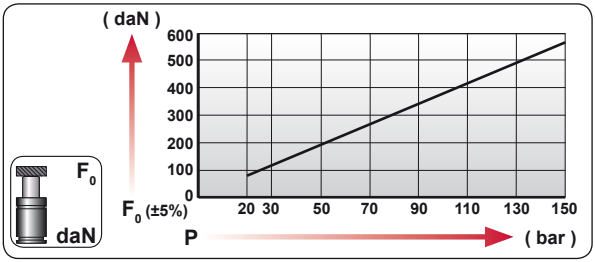

CODE	bar	psi	F0 daN	F1 daN
CM 600 050 V1	150	2175	570	805
CM-H 600 050 V1	0	0	---	---

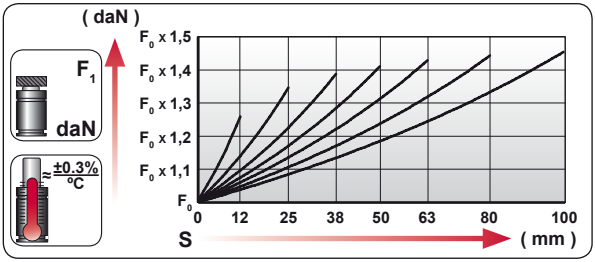

ENG	ORDER
DEU	BESTELLUNG
FRA	COMMANDE
ITA	ORDINE
ESP	PEDIDO
POR	PEDIDO

F0 daN — S mm

CM 600 050

CM 600 050 V1

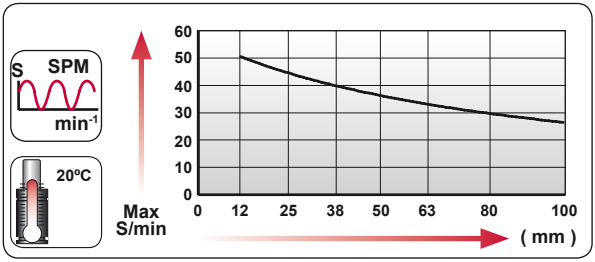



N_2	Smax < 90%	Vmax 1,6 m/s	bar psi 20 290	bar psi 150 2175	ºC ºF 0 32	ºC ºF 80 176	600 CP-

AZOL GAS

CM 600 V1 MOUNTS

Heavy Duty

A14-045

ISO | E24.54.815.G EM24.54.700/F

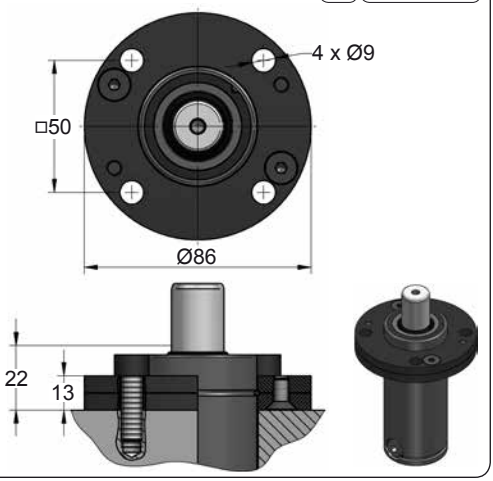

A34-045

ISO | VDI

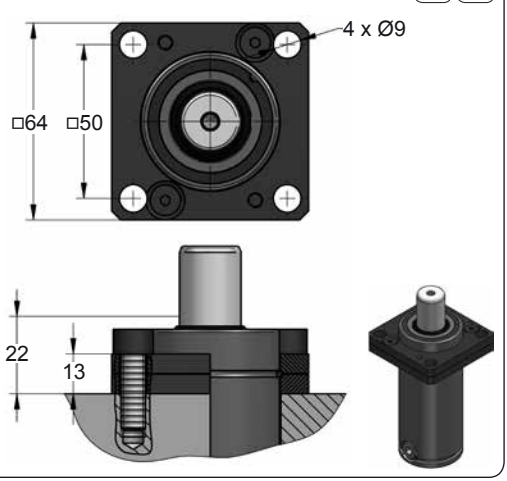

C20-045

ISO | VDI | E24.54.815.G EM24.54.700/F

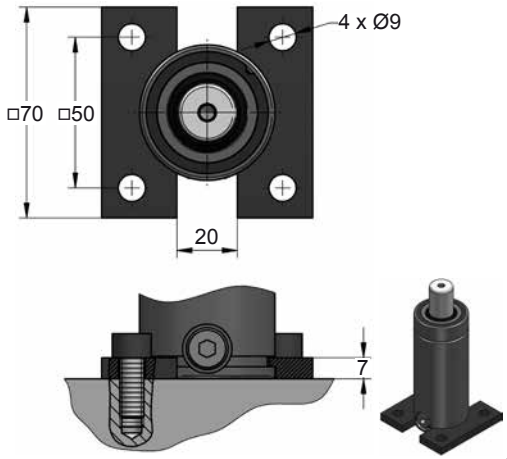

D67-045

VDI

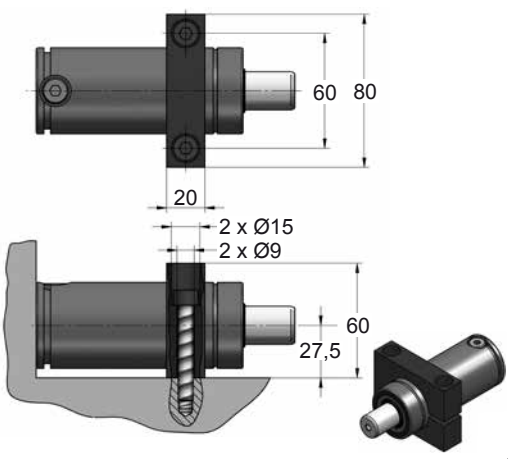







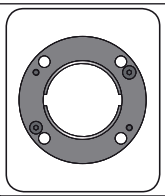

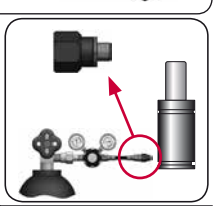

CODE		CM 600 050 V1	KIT XXXXXXX-S KIT XXXXXXX-C	A14-045	06 GA 11
ENG	ORDER	GAS SPRING	REPAIR KIT	FLANGE	CHARGING ADAPTER
DEU	BESTELLUNG	GASDRUCKFEDER	ERSATZTEILSATZ	FLANSCHE	LADEADAPTER
FRA	COMMANDE	RESSORT À GAZ	KIT DE RÉPARATION	BRIDE	RACCORD DE CHARGE
ITA	ORDINE	CILINDRO AD AZOTO	KIT DI MANUTENZIONE	FLANGE	ADATTATORE DI CARICO
ESP	PEDIDO	RESORTE DE GAS	KIT DE REPARACION	BRIDA	ADAPTADOR DE CARGA
POR	PEDIDO	CILINDRO DE GÁS	KIT DE MANUTENÇÃO	FLANGE	ADAPTADOR DE CARGA

CM 1000 V1

Heavy Duty

AZOL GAS

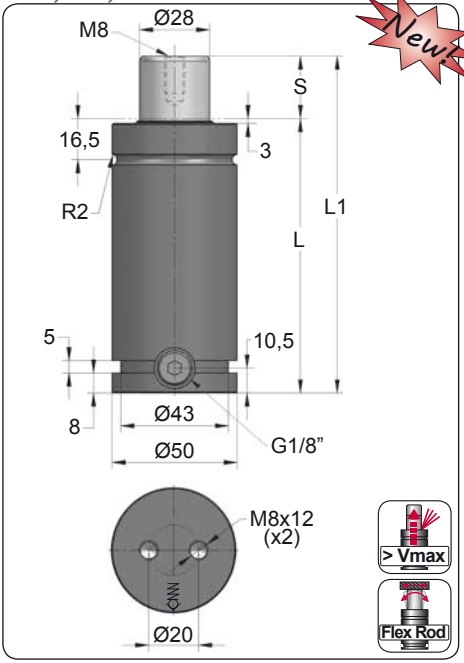

Newt

ORDER	S (mm)	L1 ±0,25 (mm)	L (mm)	Kg.
CM 1000 010 V1	10	105	95	1.14
CM 1000 015 V1	15	115	100	1.19
CM 1000 025 V1	25	135	110	1.30
CM 1000 038 V1	38	161	123	1.43
CM 1000 050 V1	50	185	135	1.56
CM 1000 063 V1	63	211	148	1.69
CM 1000 080 V1	80	245	165	1.87
CM 1000 100 V1	100	295	195	2.18
CM 1000 125 V1	125	345	220	2.44
CM 1000 160 V1	160	415	255	2.80
CM 1000 200 V1	200	495	295	3.22

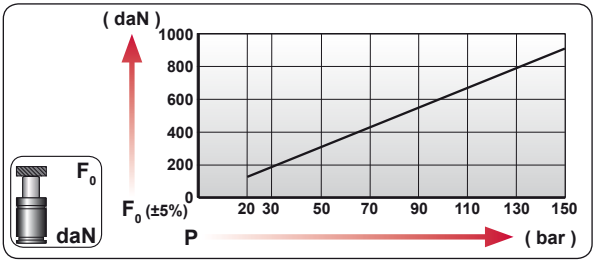

CODE	bar	psi	F_0 daN	F_1 daN
CM 1000 050 V1	160	2320	985	1640
CM-H 1000 050 V1	0	0	---	---

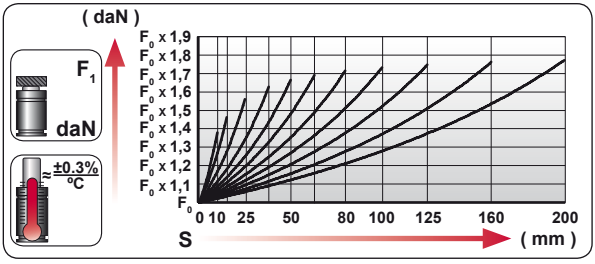

ENG	ORDER
DEU	BESTELLUNG
FRA	COMMANDE
ITA	ORDINE
ESP	PEDIDO
POR	PEDIDO

F_0 daN — S mm

CM 1000 50

CM 1000 050 V1

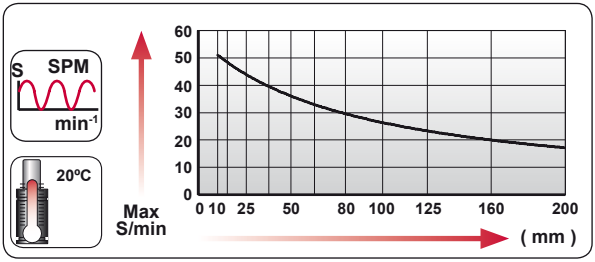



N_2	Smax < 90%	Vmax 1,6 m/s	bar psi 20 290	bar psi 160 2320	°C °F 0 32	°C °F 80 176	600 CP-

AZOL GAS

CM 1000 V1 MOUNTS

Heavy Duty

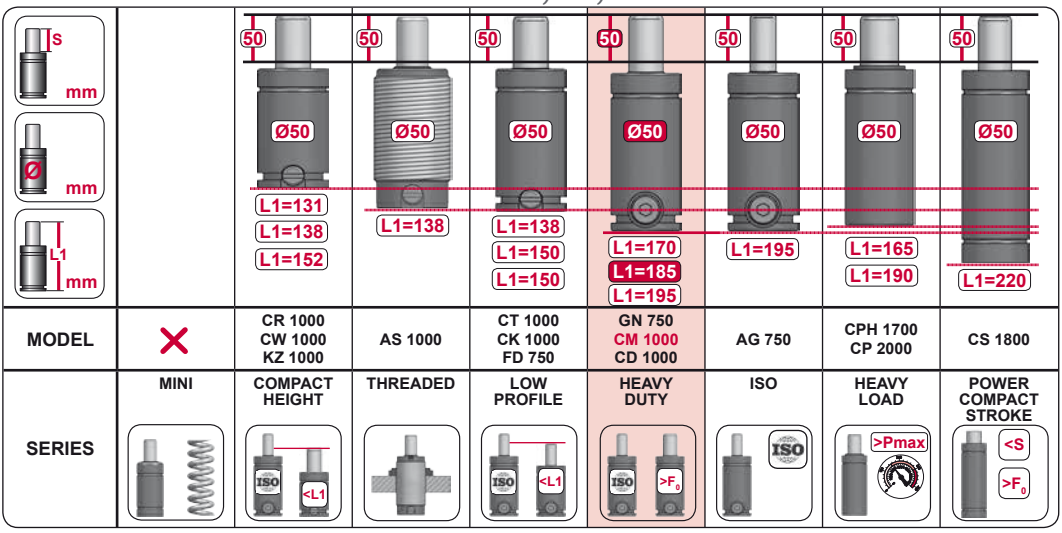

A14-050

ISO E24.54.815.G EM24.54.700/F

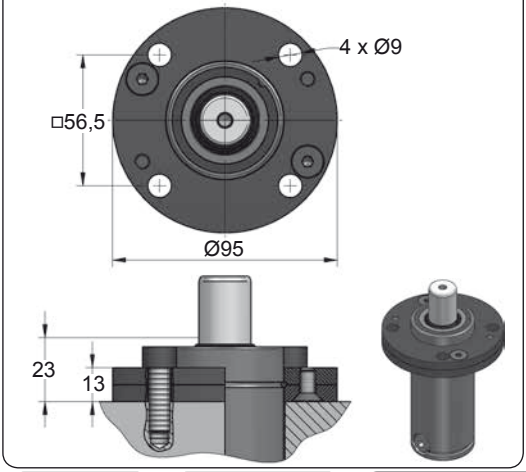

A34-050

ISO VDI

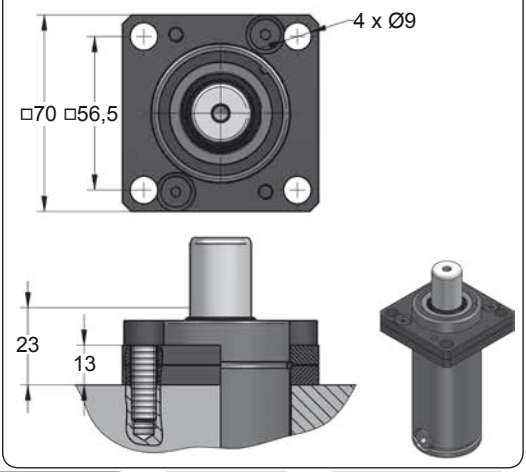







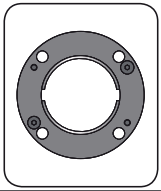

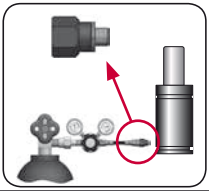

CODE		CM 1000 050 V1	KIT XXXXXXX-S KIT XXXXXXX-C	A14-050	18 GA 5
ENG	ORDER	GAS SPRING	REPAIR KIT	FLANGE	CHARGING ADAPTER
DEU	BESTELLUNG	GASDRUCKFEDER	ERSATZTEILSATZ	FLANSCHE	LADEADAPTER
FRA	COMMANDE	RESSORT À GAZ	KIT DE RÉPARATION	BRIDE	RACCORD DE CHARGE
ITA	ORDINE	CILINDRO AD AZOTO	KIT DI MANUTENZIONE	FLANGE	ADATTATORE DI CARICO
ESP	PEDIDO	RESORTE DE GAS	KIT DE REPARACION	BRIDA	ADAPTADOR DE CARGA
POR	PEDIDO	CILINDRO DE GÁS	KIT DE MANUTENÇÃO	FLANGE	ADAPTADOR DE CARGA

CM 1000 V1 MOUNTS

Heavy Duty

AZOL GAS

B21-050

EM24.54.700/F

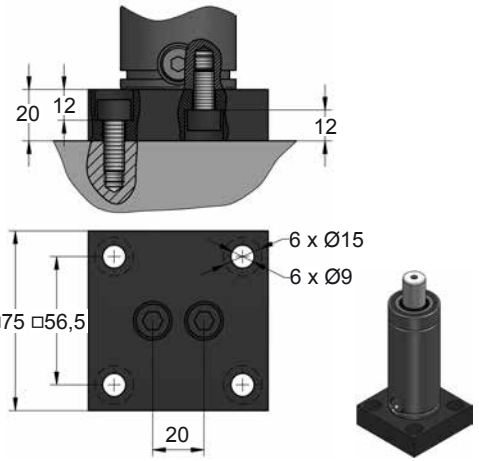

B76-050

E24.54.815.G
EM24.54.700/F

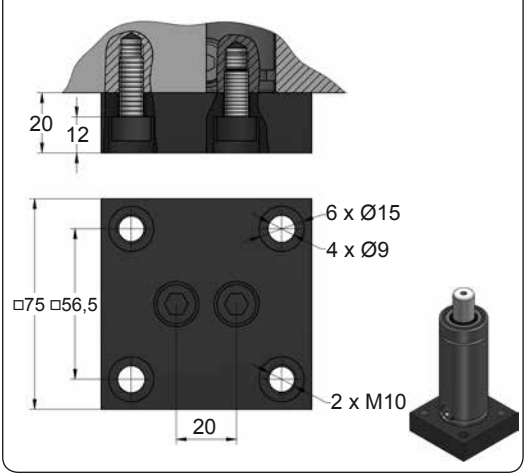

C05-050

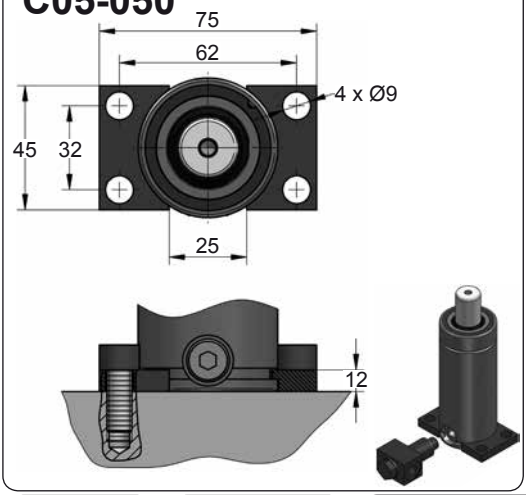

C20-050

E24.54.815.G
EM24.54.700/F

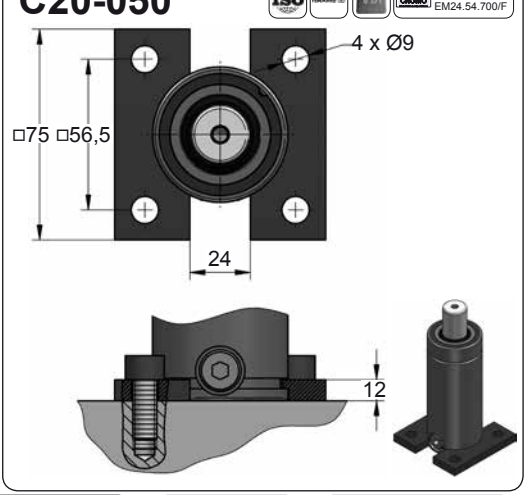







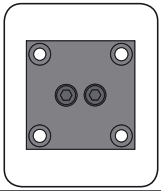

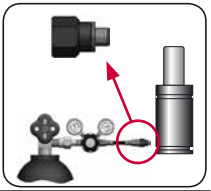

CODE		CM 1000 050 V1	KIT XXXXXXX-S KIT XXXXXXX-C	B21-050	18 GA 5
ENG	ORDER	GAS SPRING	REPAIR KIT	FLANGE	CHARGING ADAPTER
DEU	BESTELLUNG	GASDRUCKFEDER	ERSATZTEILSATZ	FLANSCHE	LADEADAPTER
FRA	COMMANDE	RESSORT À GAZ	KIT DE RÉPARATION	BRIDE	RACCORD DE CHARGE
ITA	ORDINE	CILINDRO AD AZOTO	KIT DI MANUTENZIONE	FLANGE	ADATTATORE DI CARICO
ESP	PEDIDO	RESORTE DE GAS	KIT DE REPARACION	BRIDA	ADAPTADOR DE CARGA
POR	PEDIDO	CILINDRO DE GÁS	KIT DE MANUTENÇÃO	FLANGE	ADAPTADOR DE CARGA

AZOL GAS

CM 1000 V1 MOUNTS

Heavy Duty

D02-050

ISO E24.54.815.G EM24.54.700/F

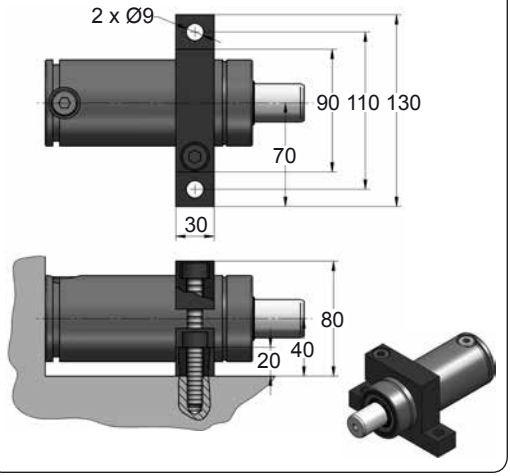

D67-050

VDI

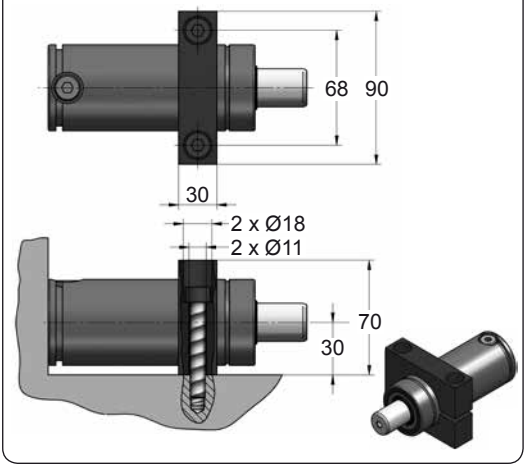







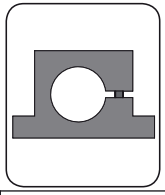

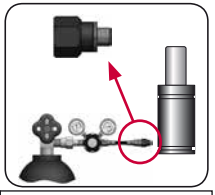

CODE		CM 1000 050 V1	KIT XXXXXXX-S KIT XXXXXXX-C	D02-050	18 GA 5
ENG	ORDER	GAS SPRING	REPAIR KIT	FLANGE	CHARGING ADAPTER
DEU	BESTELLUNG	GASDRUCKFEDER	ERSATZTEILSATZ	FLANSCHE	LADEADAPTER
FRA	COMMANDE	RESSORT À GAZ	KIT DE RÉPARATION	BRIDE	RACCORD DE CHARGE
ITA	ORDINE	CILINDRO AD AZOTO	KIT DI MANUTENZIONE	FLANGE	ADATTATORE DI CARICO
ESP	PEDIDO	RESORTE DE GAS	KIT DE REPARACION	BRIDA	ADAPTADOR DE CARGA
POR	PEDIDO	CILINDRO DE GÁS	KIT DE MANUTENÇÃO	FLANGE	ADAPTADOR DE CARGA

CM 1500 V1

Heavy Duty

AZOL GAS

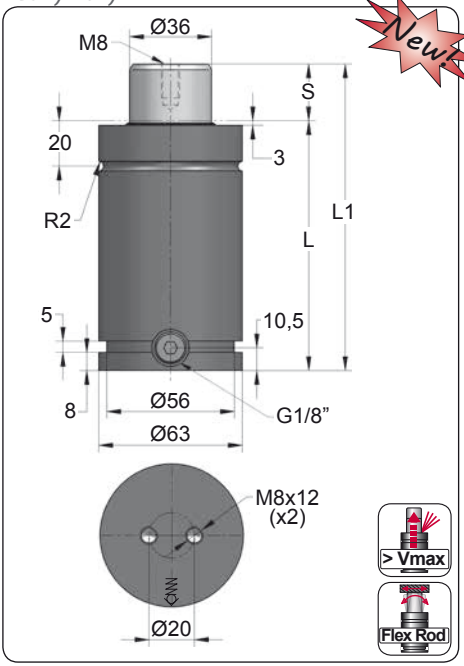

ORDER	S (mm)	L1 ±0,25 (mm)	L (mm)	Kg.
CM 1500 010 V1	10	105	95	1.80
CM 1500 025 V1	25	135	110	2.04
CM 1500 038 V1	38	161	123	2.30
CM 1500 050 V1	50	185	135	2.43
CM 1500 063 V1	63	211	148	2.64
CM 1500 080 V1	80	245	165	2.90
CM 1500 100 V1	100	285	185	3.21
CM 1500 125 V1	125	345	220	3.68
CM 1500 160 V1	160	415	255	4.22
CM 1500 200 V1	200	495	295	4.91

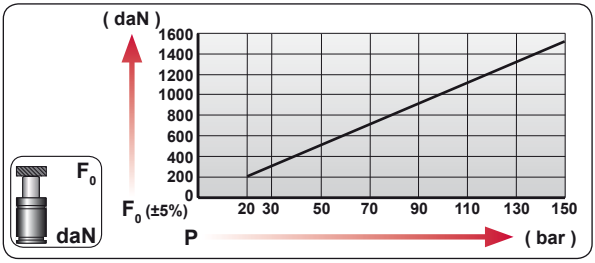

CODE	bar	psi	F0 daN	F1 daN
CM 1500 050 V1	150	2175	1530	2730
CM-H 1500 050 V1	0	0	---	---

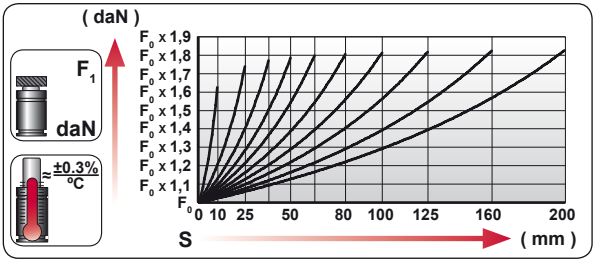

ENG	ORDER
DEU	BESTELLUNG
FRA	COMMANDE
ITA	ORDINE
ESP	PEDIDO
POR	PEDIDO

F0 daN — S mm

CM 1500 50

CM 1500 050 V1

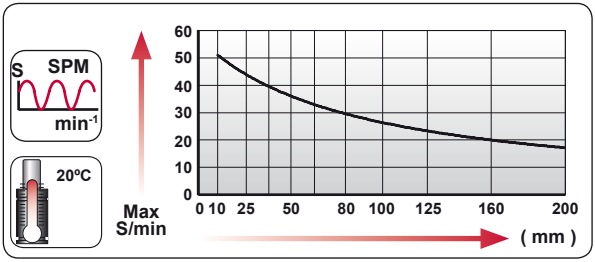



N_2	Smax < 90%	Vmax 1,6 m/s	bar psi 20 290	bar psi 150 2175	ºC ºF 0 32	ºC ºF 80 176	600 CP-

AZOL GAS

CM 1500 V1 MOUNTS

Heavy Duty

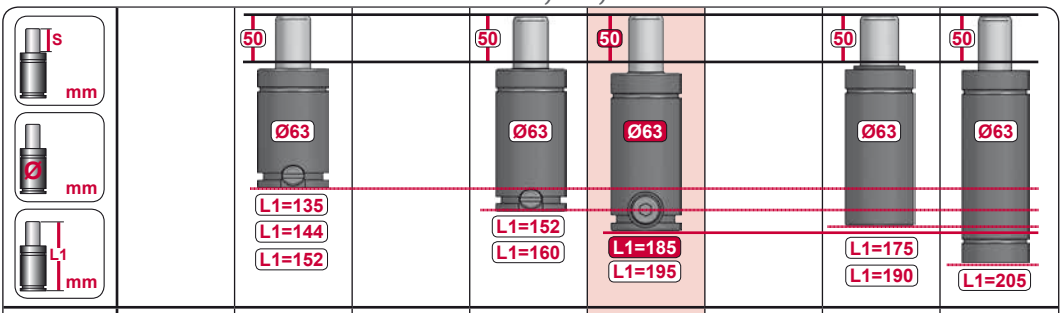

MODEL		CR 1500 CW 1500 KZ 1500		CT 1500 CK 1500	CM 1500 CD 1500		CPH 2800 CP 3000	CS 3000
SERIES	MINI	COMPACT HEIGHT	THREADED	LOW PROFILE	HEAVY DUTY	ISO	HEAVY LOAD	POWER COMPACT STROKE

A14-063

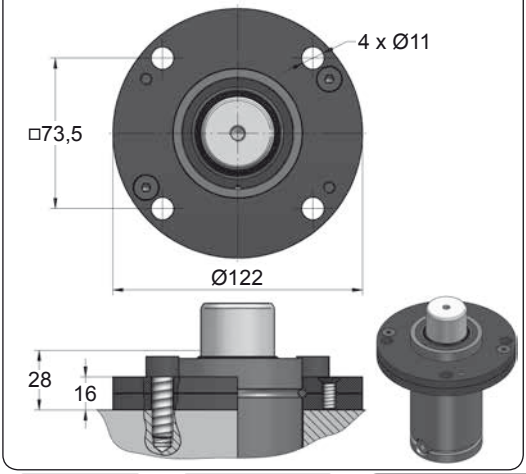

A39-063

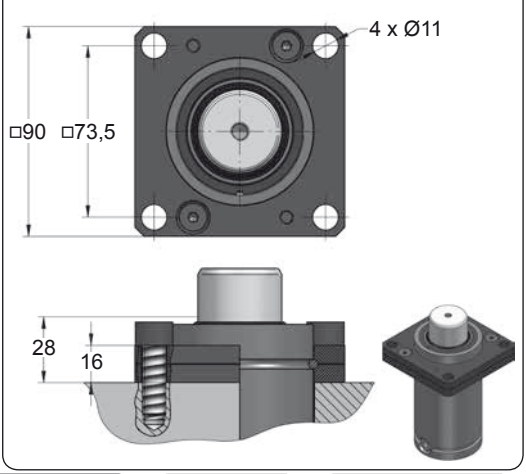







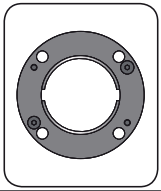

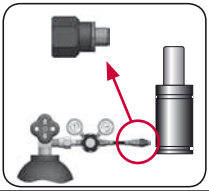

CODE		CM 1500 050 V1	KIT XXXXXXX-S KIT XXXXXXX-C	A14-063	18 GA 5
ENG	ORDER	GAS SPRING	REPAIR KIT	FLANGE	CHARGING ADAPTER
DEU	BESTELLUNG	GASDRUCKFEDER	ERSATZTEILSATZ	FLANSCHE	LADEADAPTER
FRA	COMMANDE	RESSORT À GAZ	KIT DE RÉPARATION	BRIDE	RACCORD DE CHARGE
ITA	ORDINE	CILINDRO AD AZOTO	KIT DI MANUTENZIONE	FLANGE	ADATTATORE DI CARICO
ESP	PEDIDO	RESORTE DE GAS	KIT DE REPARACION	BRIDA	ADAPTADOR DE CARGA
POR	PEDIDO	CILINDRO DE GÁS	KIT DE MANUTENÇÃO	FLANGE	ADAPTADOR DE CARGA

CM 1500 V1 MOUNTS

Heavy Duty

AZOL GAS

A69-063

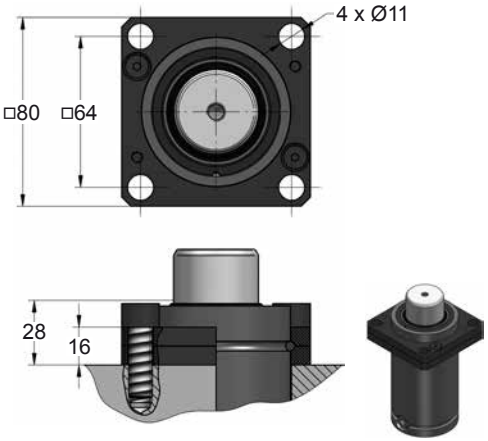

C05-063

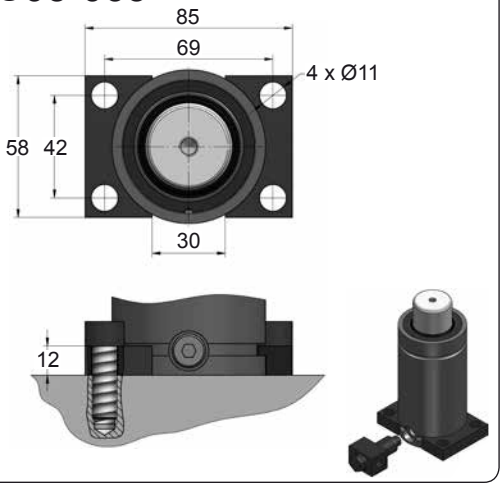

C30-063

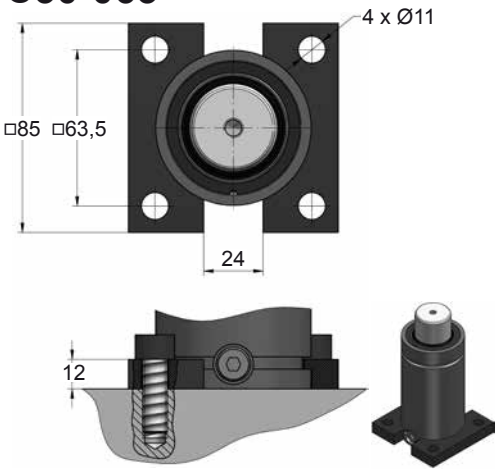

C35-063

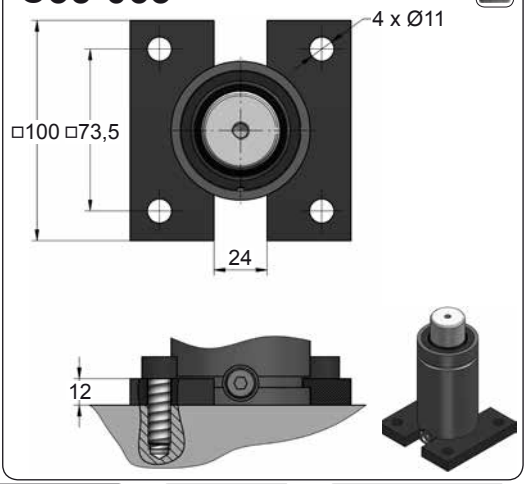







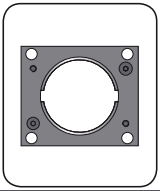

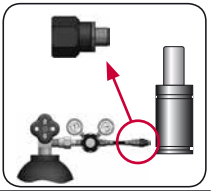

CODE		CM 1500 050 V1	KIT XXXXXXX-S KIT XXXXXXX-C	A69-063	18 GA 5
ENG	ORDER	GAS SPRING	REPAIR KIT	FLANGE	CHARGING ADAPTER
DEU	BESTELLUNG	GASDRUCKFEDER	ERSATZTEILSATZ	FLANSCHE	LADEADAPTER
FRA	COMMANDE	RESSORT À GAZ	KIT DE RÉPARATION	BRIDE	RACCORD DE CHARGE
ITA	ORDINE	CILINDRO AD AZOTO	KIT DI MANUTENZIONE	FLANGE	ADATTATORE DI CARICO
ESP	PEDIDO	RESORTE DE GAS	KIT DE REPARACION	BRIDA	ADAPTADOR DE CARGA
POR	PEDIDO	CILINDRO DE GÁS	KIT DE MANUTENÇÃO	FLANGE	ADAPTADOR DE CARGA

AZOL GAS

CM 1500 V1 MOUNTS

Heavy Duty

D02-063

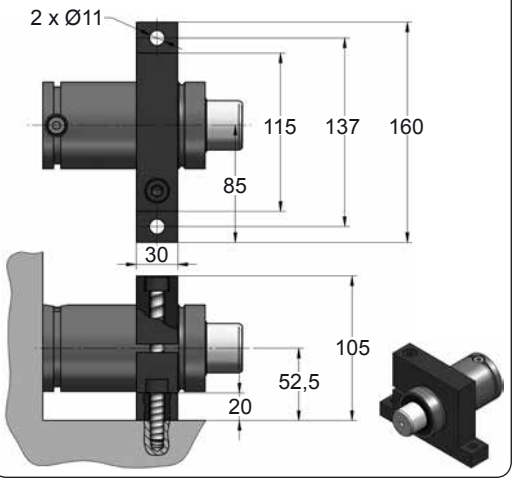

D67-063

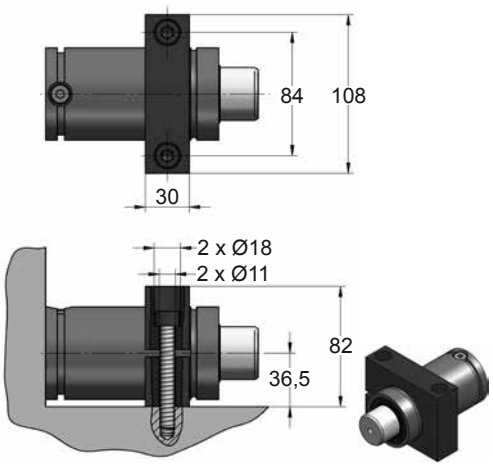







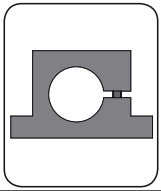

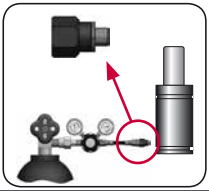

CODE		CM 1500 050 V1	KIT XXXXXXX-S KIT XXXXXXX-C	D02-063	18 GA 5
ENG	ORDER	GAS SPRING	REPAIR KIT	FLANGE	CHARGING ADAPTER
DEU	BESTELLUNG	GASDRUCKFEDER	ERSATZTEILSATZ	FLANSCHE	LADEADAPTER
FRA	COMMANDE	RESSORT À GAZ	KIT DE RÉPARATION	BRIDE	RACCORD DE CHARGE
ITA	ORDINE	CILINDRO AD AZOTO	KIT DI MANUTENZIONE	FLANGE	ADATTATORE DI CARICO
ESP	PEDIDO	RESORTE DE GAS	KIT DE REPARACION	BRIDA	ADAPTADOR DE CARGA
POR	PEDIDO	CILINDRO DE GÁS	KIT DE MANUTENÇÃO	FLANGE	ADAPTADOR DE CARGA

CM 2500 V1

Heavy Duty

AZOL GAS

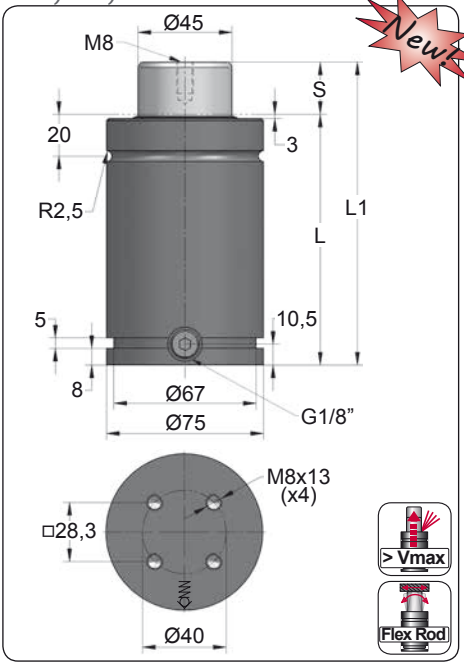

Newt

ORDER	S (mm)	L1 ±0,25 (mm)	L (mm)	Kg.
CM 2500 010 V1	10	115	105	2.65
CM 2500 025 V1	25	145	120	3.00
CM 2500 038 V1	38	171	133	3.35
CM 2500 050 V1	50	195	145	3.54
CM 2500 063 V1	63	221	158	3.84
CM 2500 080 V1	80	255	175	4.35
CM 2500 100 V1	100	300	200	4.71
CM 2500 125 V1	125	350	225	5.28
CM 2500 160 V1	160	425	265	6.07
CM 2500 200 V1	200	510	310	7.04

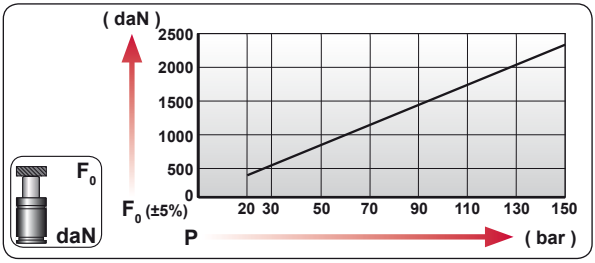

CODE	bar	psi	F0 daN	F1 daN
CM 2500 050 V1	155	2450	2465	4250
CM-H 2500 050 V1	0	0	---	---

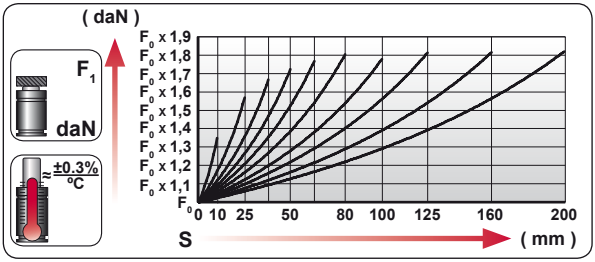

ENG	ORDER
DEU	BESTELLUNG
FRA	COMMANDE
ITA	ORDINE
ESP	PEDIDO
POR	PEDIDO

F0 daN — S mm

CM 2500 50

CM 2500 050 V1

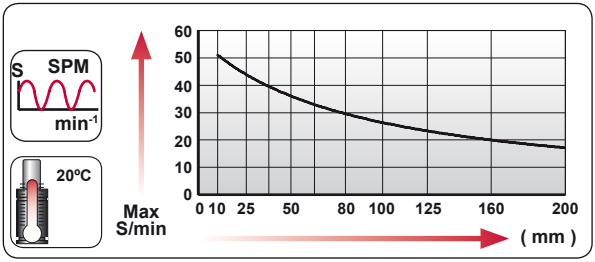



N_2	Smax < 90%	Vmax 1,6 m/s	bar psi 20 290	bar psi 160 2320	ºC ºF 0 32	ºC ºF 80 176	600 CP-

AZOL GAS

CM 2500 V1 *MOUNTS*

Heavy Duty

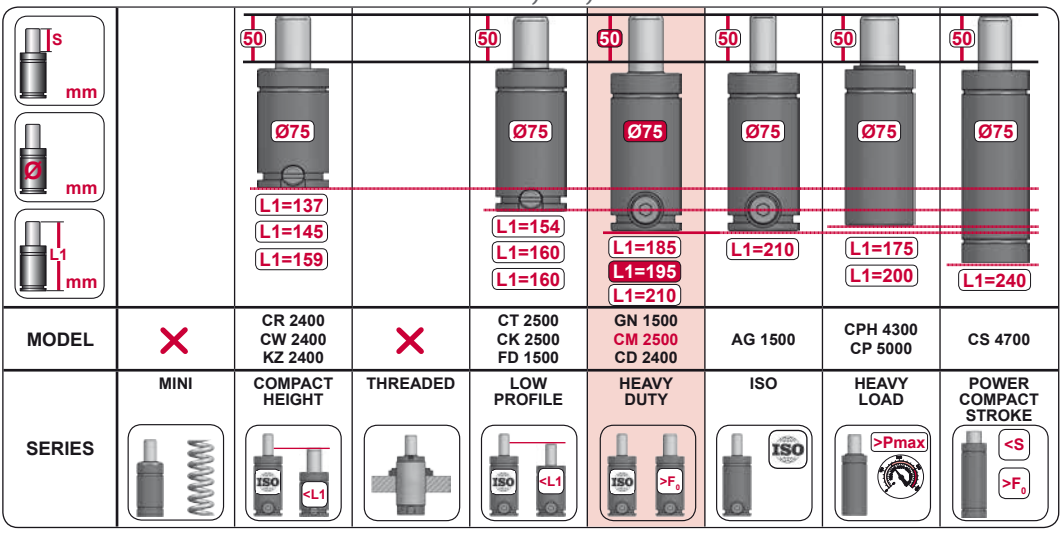

MODEL		CR 2400 CW 2400 KZ 2400		CT 2500 CK 2500 FD 1500	GN 1500 CM 2500 CD 2400	AG 1500	CPH 4300 CP 5000	CS 4700
SERIES	MINI	COMPACT HEIGHT	THREADED	LOW PROFILE	HEAVY DUTY	ISO	HEAVY LOAD	POWER COMPACT STROKE

A14-075

ISO E24.54.815.G EM24.54.700/F

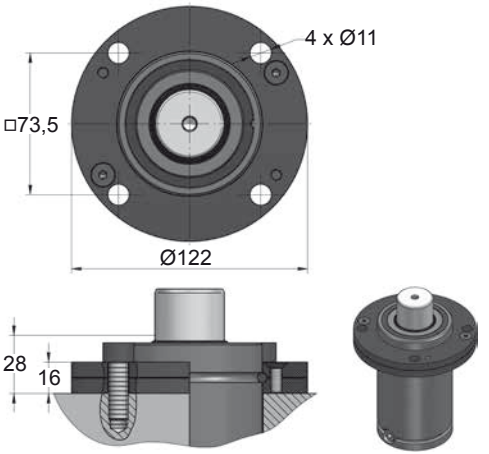

A34-075

ISO VDI

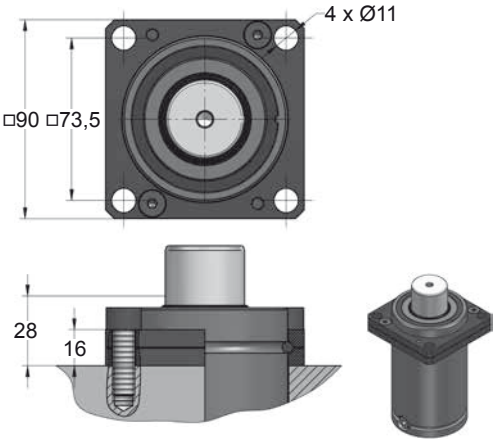







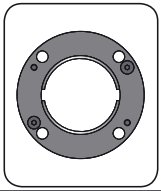

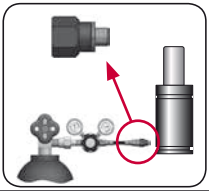

CODE		CM 2500 050 V1	KIT XXXXXXX-S KIT XXXXXXX-C	A14-075	18 GA 5
ENG	ORDER	GAS SPRING	REPAIR KIT	FLANGE	CHARGING ADAPTER
DEU	BESTELLUNG	GASDRUCKFEDER	ERSATZTEILSATZ	FLANSCHE	LADEADAPTER
FRA	COMMANDE	RESSORT À GAZ	KIT DE RÉPARATION	BRIDE	RACCORD DE CHARGE
ITA	ORDINE	CILINDRO AD AZOTO	KIT DI MANUTENZIONE	FLANGE	ADATTATORE DI CARICO
ESP	PEDIDO	RESORTE DE GAS	KIT DE REPARACION	BRIDA	ADAPTADOR DE CARGA
POR	PEDIDO	CILINDRO DE GÁS	KIT DE MANUTENÇÃO	FLANGE	ADAPTADOR DE CARGA

CM 2500 V1 MOUNTS

Heavy Duty

AZOL GAS

B21-075

EM24.54.700/F

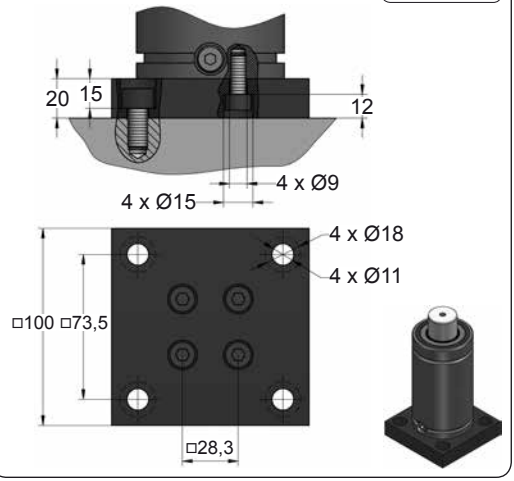

B76-075

ISO

E24.54.815.G
EM24.54.700/F

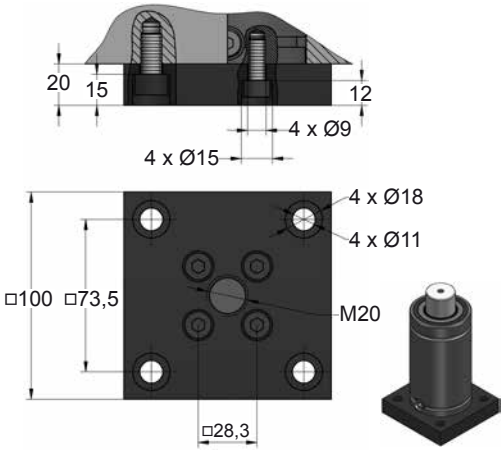

C05-075

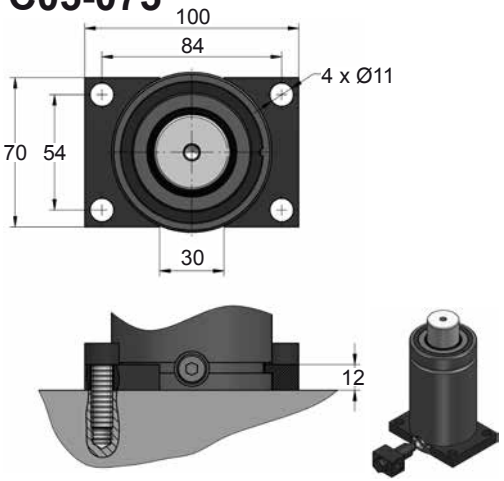

C20-075

ISO
VDI

E24.54.815.G
EM24.54.700/F

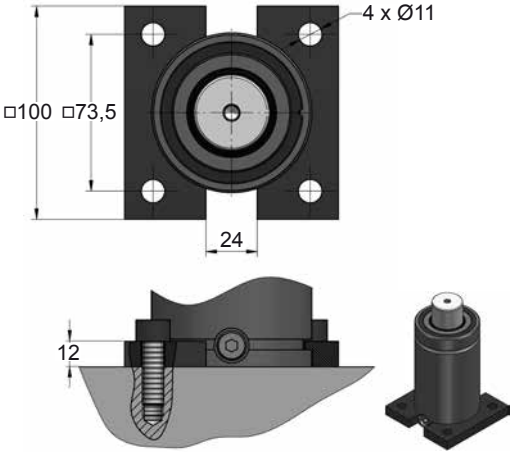







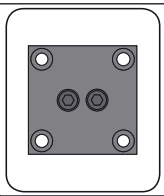

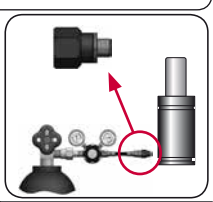

CODE		CM 2500 050 V1	KIT XXXXXXX-S KIT XXXXXXX-C	B21-075	18 GA 5
ENG	ORDER	GAS SPRING	REPAIR KIT	FLANGE	CHARGING ADAPTER
DEU	BESTELLUNG	GASDRUCKFEDER	ERSATZTEILSATZ	FLANSCHE	LADEADAPTER
FRA	COMMANDE	RESSORT À GAZ	KIT DE RÉPARATION	BRIDE	RACCORD DE CHARGE
ITA	ORDINE	CILINDRO AD AZOTO	KIT DI MANUTENZIONE	FLANGE	ADATTATORE DI CARICO
ESP	PEDIDO	RESORTE DE GAS	KIT DE REPARACION	BRIDA	ADAPTADOR DE CARGA
POR	PEDIDO	CILINDRO DE GÁS	KIT DE MANUTENÇÃO	FLANGE	ADAPTADOR DE CARGA

AZOL GAS

CM 2500 V1 MOUNTS

Heavy Duty

D02-075

ISO E24.54.815.G EM24.54.700/F

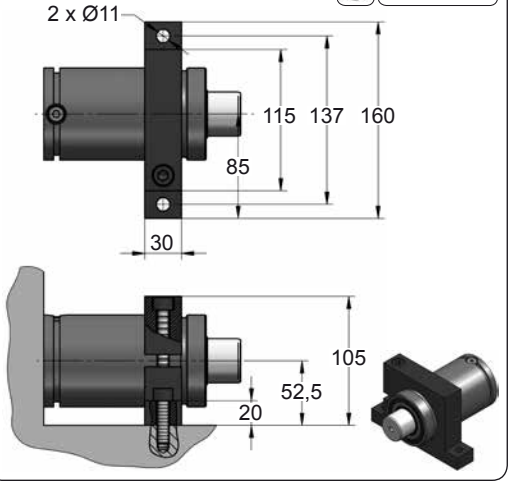

D67-075

VDI

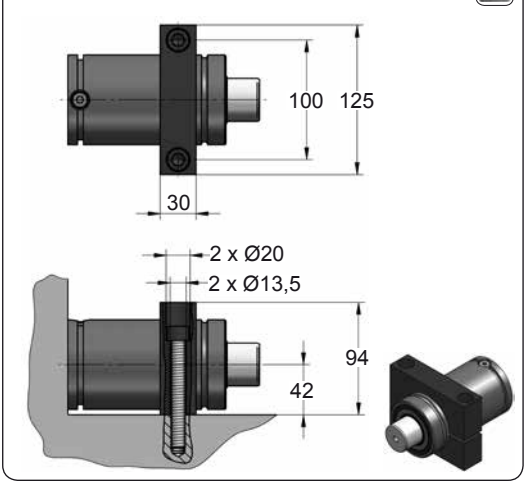







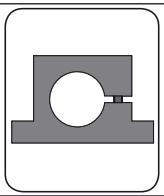

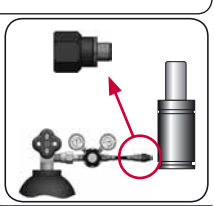

CODE		CM 2500 050 V1	KIT XXXXXXX-S KIT XXXXXXX-C	D02-075	18 GA 5
ENG	ORDER	GAS SPRING	REPAIR KIT	FLANGE	CHARGING ADAPTER
DEU	BESTELLUNG	GASDRUCKFEDER	ERSATZTEILSATZ	FLANSCHE	LADEADAPTER
FRA	COMMANDE	RESSORT À GAZ	KIT DE RÉPARATION	BRIDE	RACCORD DE CHARGE
ITA	ORDINE	CILINDRO AD AZOTO	KIT DI MANUTENZIONE	FLANGE	ADATTATORE DI CARICO
ESP	PEDIDO	RESORTE DE GAS	KIT DE REPARACION	BRIDA	ADAPTADOR DE CARGA
POR	PEDIDO	CILINDRO DE GÁS	KIT DE MANUTENÇÃO	FLANGE	ADAPTADOR DE CARGA

CM 4000 V1

Heavy Duty

AZOL GAS

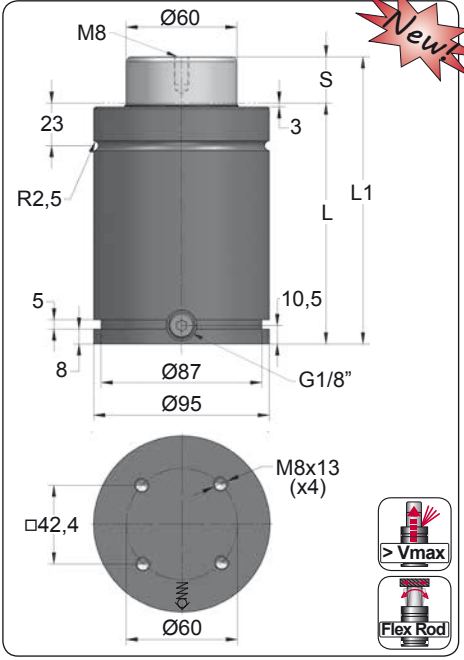

Newt

ORDER	S (mm)	L1 ±0,25 (mm)	L (mm)	Kg.
CM 4000 025 V1	25	155	130	5.58
CM 4000 038 V1	38	181	143	6.09
CM 4000 050 V1	50	205	155	6.50
CM 4000 063 V1	63	236	173	7.07
CM 4000 080 V1	80	270	190	7.62
CM 4000 100 V1	100	310	210	8.34
CM 4000 125 V1	125	370	245	9.46
CM 4000 160 V1	160	440	280	10.00
CM 4000 200 V1	200	530	330	10.40

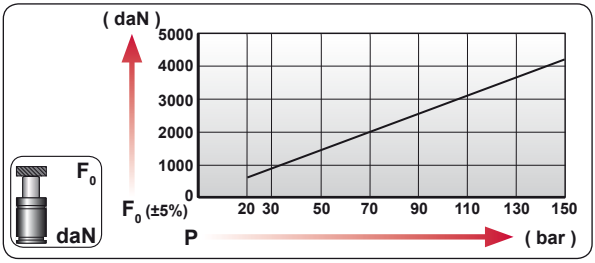

CODE	bar	psi	F0 daN	F1 daN
CM 4000 050 V1	140	2030	3960	7660
CM-H 4000 050 V1	0	0	---	---

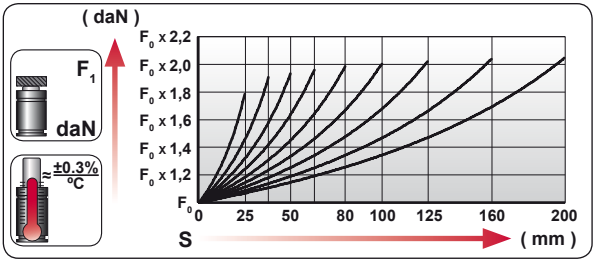

	ENG	ORDER
	DEU	BESTELLUNG
	FRA	COMMANDE
	ITA	ORDINE
	ESP	PEDIDO
	POR	PEDIDO

F0 daN — S mm

CM 4000 50

CM 4000 050 V1

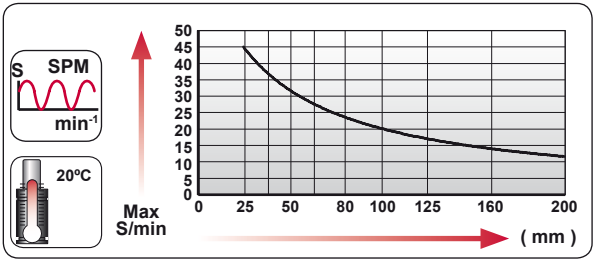



N_2	Smax < 90%	Vmax 1,6 m/s	bar psi 20 290	bar psi 150 2175	°C °F 0 32	°C °F 80 176	600 CP-

AZOL GAS

CM 4000 V1 MOUNTS

Heavy Duty

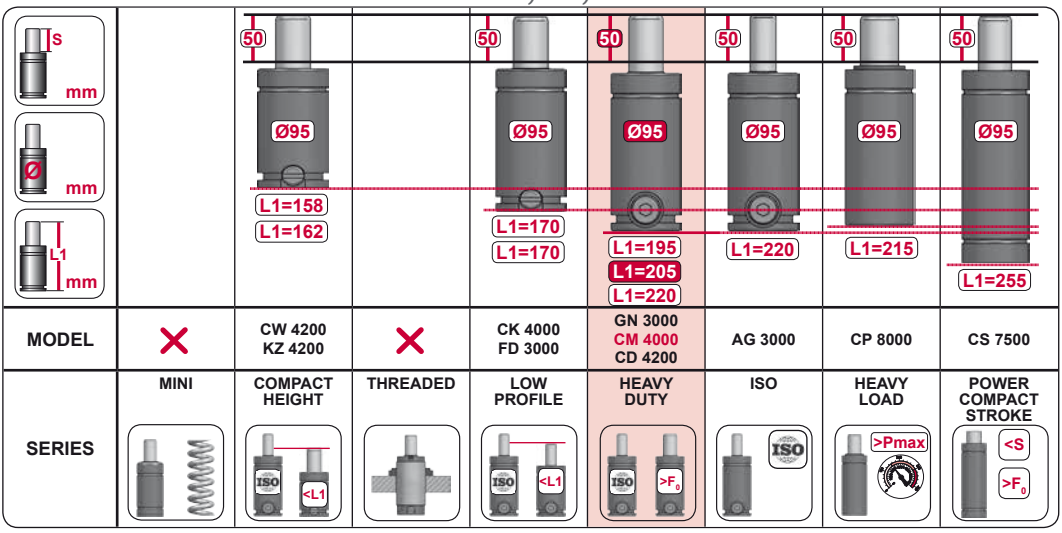

MODEL		CW 4200 KZ 4200		CK 4000 FD 3000	GN 3000 CM 4000 CD 4200	AG 3000	CP 8000	CS 7500
SERIES	MINI	COMPACT HEIGHT	THREADED	LOW PROFILE	HEAVY DUTY	ISO	HEAVY LOAD	POWER COMPACT STROKE

A14-095

ISO E24.54.815.G EM24.54.700/F

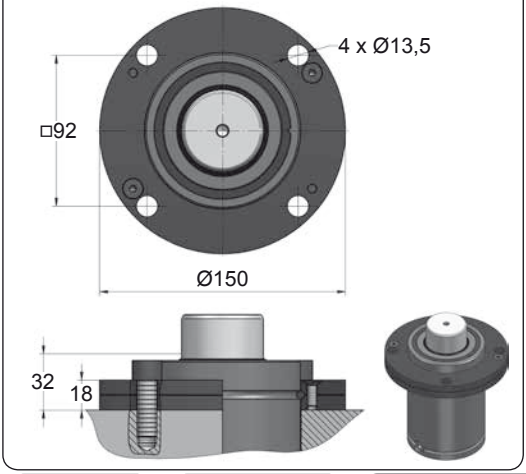

A34-095

ISO VDI

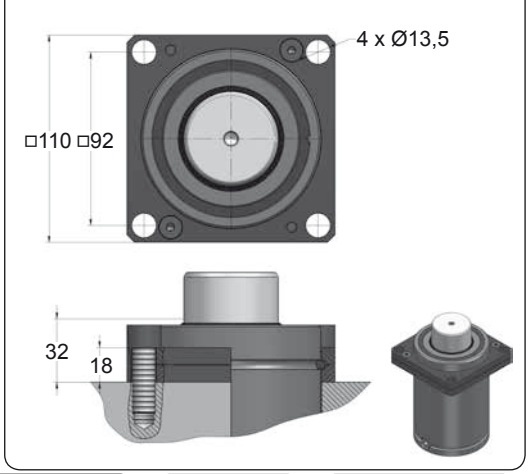







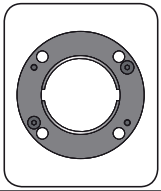

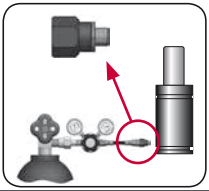

CODE		CM 4000 050 V1	KIT XXXXXXX-S KIT XXXXXXX-C	A14-095	18 GA 5
ENG	ORDER	GAS SPRING	REPAIR KIT	FLANGE	CHARGING ADAPTER
DEU	BESTELLUNG	GASDRUCKFEDER	ERSATZTEILSATZ	FLANSCHE	LADEADAPTER
FRA	COMMANDE	RESSORT À GAZ	KIT DE RÉPARATION	BRIDE	RACCORD DE CHARGE
ITA	ORDINE	CILINDRO AD AZOTO	KIT DI MANUTENZIONE	FLANGE	ADATTATORE DI CARICO
ESP	PEDIDO	RESORTE DE GAS	KIT DE REPARACION	BRIDA	ADAPTADOR DE CARGA
POR	PEDIDO	CILINDRO DE GÁS	KIT DE MANUTENÇÃO	FLANGE	ADAPTADOR DE CARGA

CM 4000 V1 MOUNTS

Heavy Duty

AZOL GAS

B21-095

EM24.54.700/F

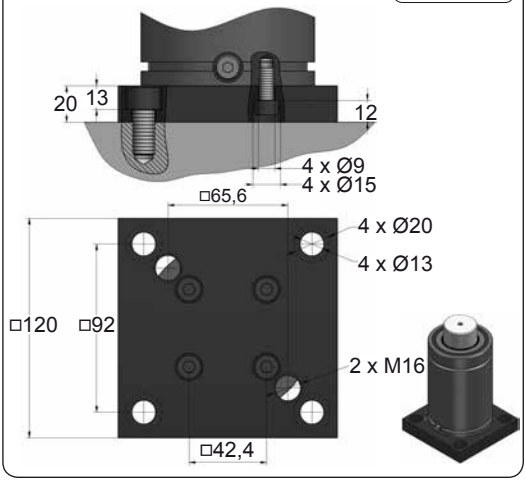

B76-095

ISO NAAMS EM24.54.700/F

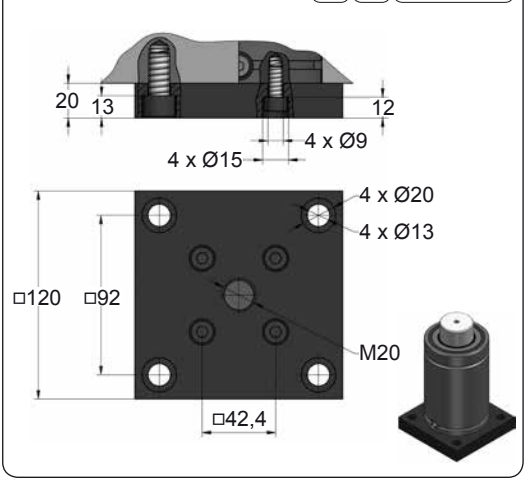

C05-095

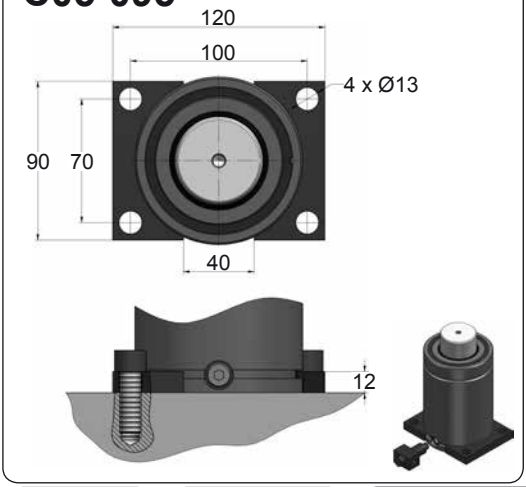

C20-095

ISO NAAMS VDI E24.54.815.G EM24.54.700/F

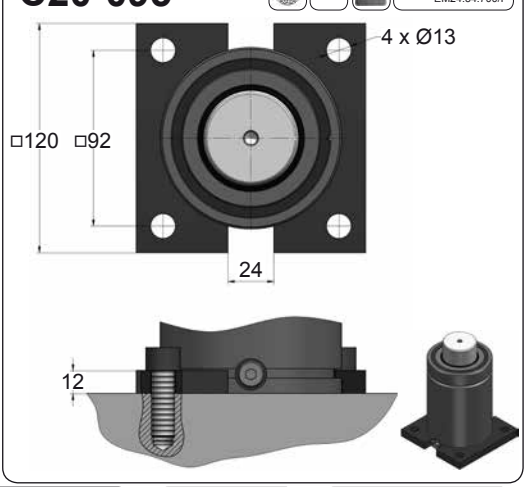







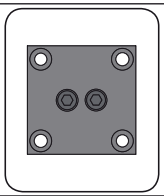

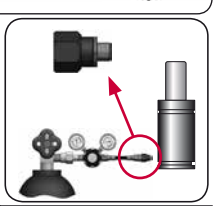

CODE		CM 4000 050 V1	KIT XXXXXXX-S KIT XXXXXXX-C	B21-095	18 GA 5
ENG	ORDER	GAS SPRING	REPAIR KIT	FLANGE	CHARGING ADAPTER
DEU	BESTELLUNG	GASDRUCKFEDER	ERSATZTEILSATZ	FLANSCHE	LADEADAPTER
FRA	COMMANDE	RESSORT À GAZ	KIT DE RÉPARATION	BRIDE	RACCORD DE CHARGE
ITA	ORDINE	CILINDRO AD AZOTO	KIT DI MANUTENZIONE	FLANGE	ADATTATORE DI CARICO
ESP	PEDIDO	RESORTE DE GAS	KIT DE REPARACION	BRIDA	ADAPTADOR DE CARGA
POR	PEDIDO	CILINDRO DE GÁS	KIT DE MANUTENÇÃO	FLANGE	ADAPTADOR DE CARGA

AZOL GAS

CM 4000 V1 MOUNTS

Heavy Duty

D02-095

ISO E24.54.815.G EM24.54.700/F

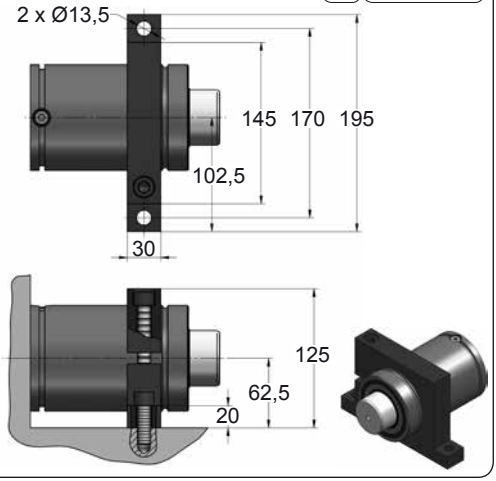

D67-095

VDI

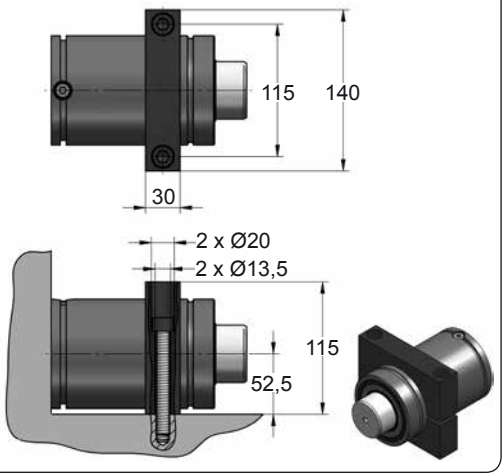







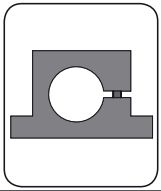

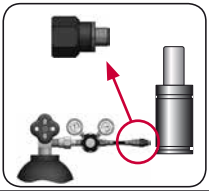

CODE		CM 4000 050 V1	KIT XXXXXXX-S KIT XXXXXXX-C	D02-095	18 GA 5
ENG	ORDER	GAS SPRING	REPAIR KIT	FLANGE	CHARGING ADAPTER
DEU	BESTELLUNG	GASDRUCKFEDER	ERSATZTEILSATZ	FLANSCHE	LADEADAPTER
FRA	COMMANDE	RESSORT À GAZ	KIT DE RÉPARATION	BRIDE	RACCORD DE CHARGE
ITA	ORDINE	CILINDRO AD AZOTO	KIT DI MANUTENZIONE	FLANGE	ADATTATORE DI CARICO
ESP	PEDIDO	RESORTE DE GAS	KIT DE REPARACION	BRIDA	ADAPTADOR DE CARGA
POR	PEDIDO	CILINDRO DE GÁS	KIT DE MANUTENÇÃO	FLANGE	ADAPTADOR DE CARGA

CM 6500 V1

Heavy Duty

AZOL GAS

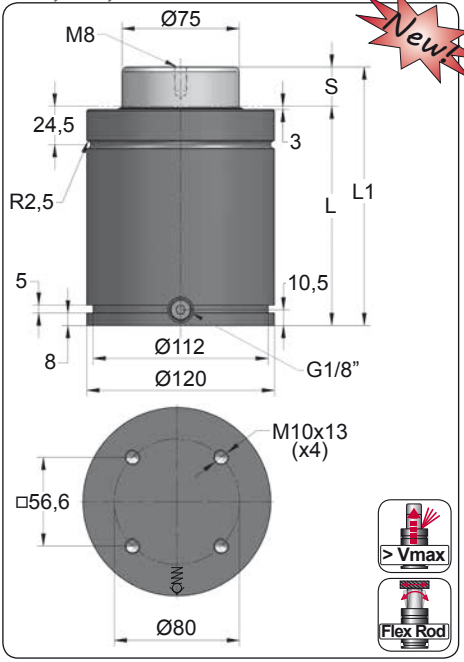

New!

ORDER	S (mm)	L1 ±0,25 (mm)	L (mm)	Kg.
CM 6500 025 V1	25	165	140	10.07
CM 6500 038 V1	38	191	153	10.78
CM 6500 050 V1	50	215	165	11.43
CM 6500 063 V1	63	241	178	12.13
CM 6500 080 V1	80	275	195	13.05
CM 6500 100 V1	100	315	215	14.14
CM 6500 125 V1	125	375	250	15.77
CM 6500 160 V1	160	450	290	17.80
CM 6500 200 V1	200	540	340	20.24

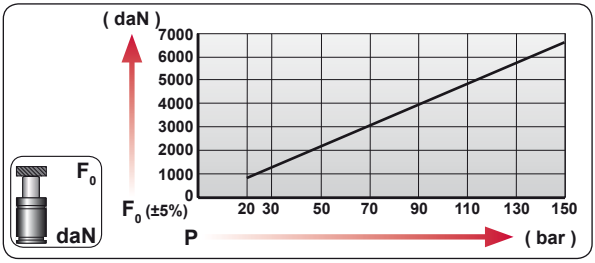

CODE	bar	psi	F_0 daN	F_1 daN
CM 6500 050 V1	145	2105	6405	11950
CM-H 6500 050 V1	0	0	---	---

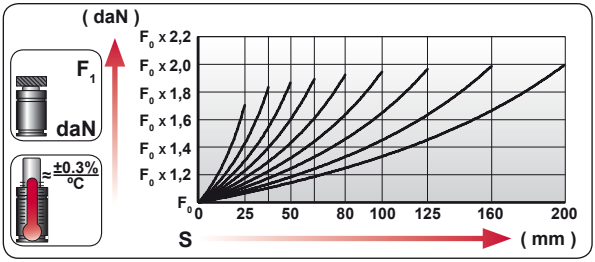

ENG	ORDER
DEU	BESTELLUNG
FRA	COMMANDE
ITA	ORDINE
ESP	PEDIDO
POR	PEDIDO

F_0 daN — S mm

CM 6500 50

CM 6500 050 V1

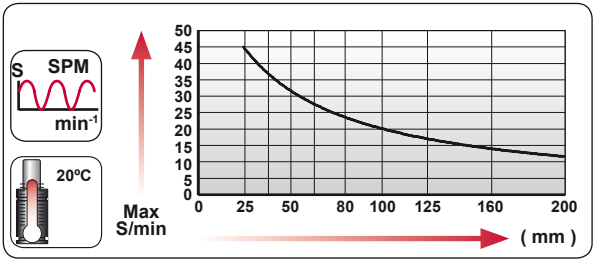



N_2	Smax < 90%	Vmax 1,6 m/s	bar psi 20 290	bar psi 150 2175	°C °F 0 32	°C °F 80 176	600 CP-

AZOL GAS

CM 6500 V1 MOUNTS

Heavy Duty

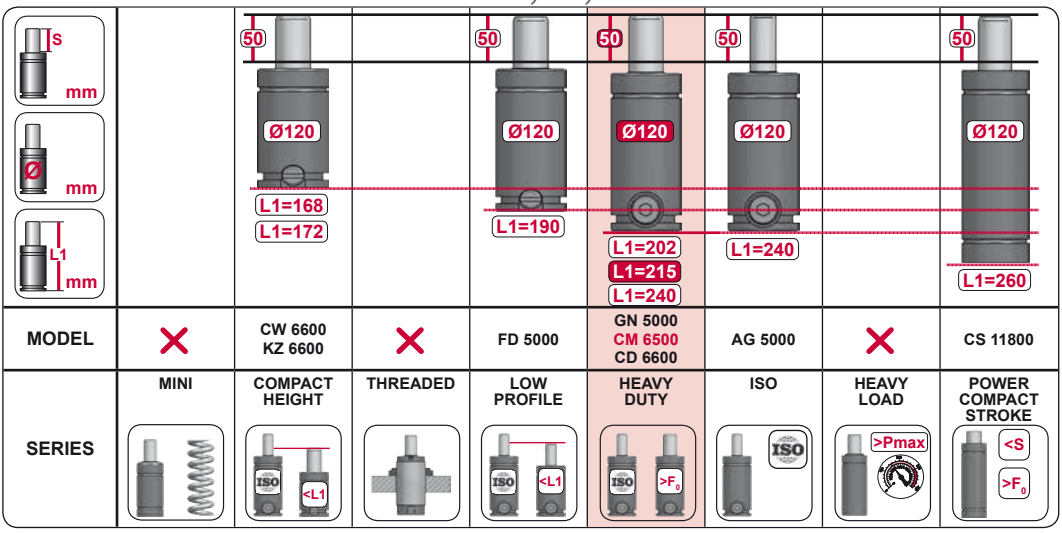

MODEL		CW 6600 KZ 6600		FD 5000	GN 5000 CM 6500 CD 6600	AG 5000		CS 11800
SERIES	MINI	COMPACT HEIGHT	THREADED	LOW PROFILE	HEAVY DUTY	ISO	HEAVY LOAD	POWER COMPACT STROKE

A14-120

E24.54.815.G
EM24.54.700/F

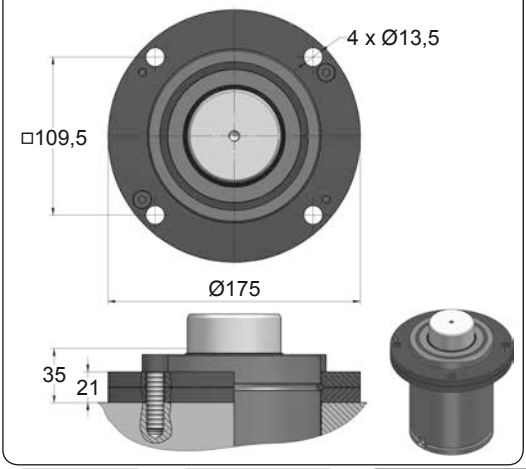

A34-120

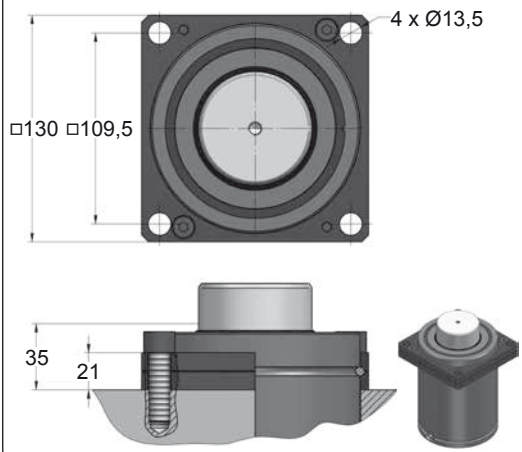



CODE		CM 6500 050 V1	KIT XXXXXXX-S KIT XXXXXXX-C	A14-120	18 GA 5
ENG	ORDER	GAS SPRING	REPAIR KIT	FLANGE	CHARGING ADAPTER
DEU	BESTELLUNG	GASDRUCKFEDER	ERSATZTEILSATZ	FLANSCHE	LADEADAPTER
FRA	COMMANDE	RESSORT À GAZ	KIT DE RÉPARATION	BRIDE	RACCORD DE CHARGE
ITA	ORDINE	CILINDRO AD AZOTO	KIT DI MANUTENZIONE	FLANGE	ADATTATORE DI CARICO
ESP	PEDIDO	RESORTE DE GAS	KIT DE REPARACION	BRIDA	ADAPTADOR DE CARGA
POR	PEDIDO	CILINDRO DE GÁS	KIT DE MANUTENÇÃO	FLANGE	ADAPTADOR DE CARGA

CM 6500 V1 MOUNTS

Heavy Duty

AZOL GAS

B21-120

EM24.54.700/F

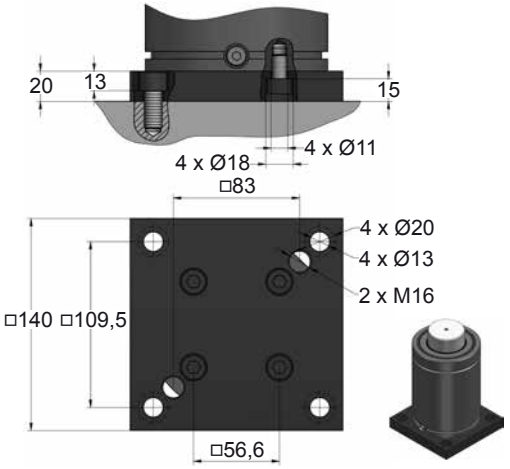

B76-120

EM24.54.700/F

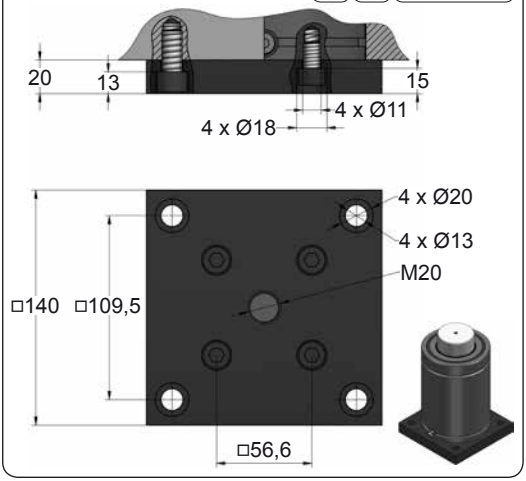

C05-120

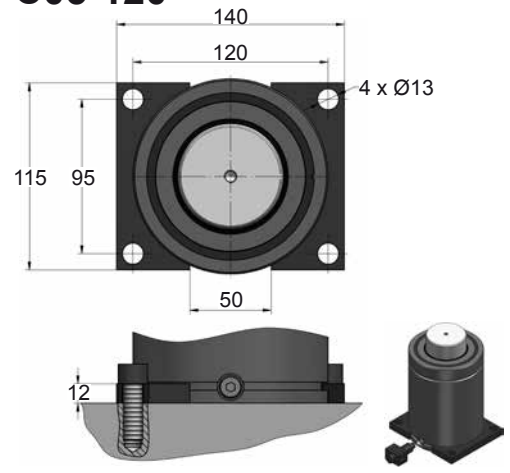

C20-120

E24.54.815.G
EM24.54.700/F

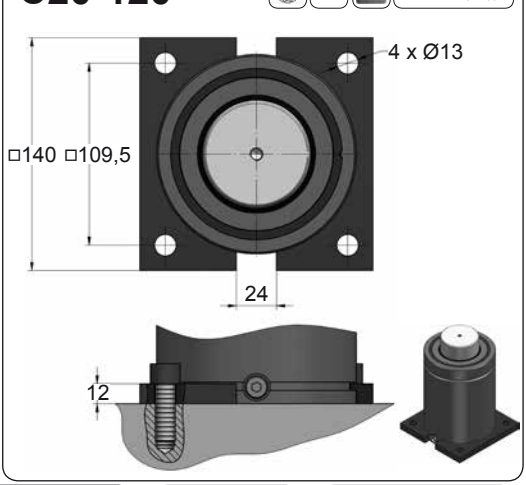







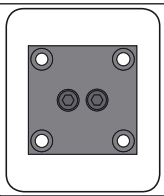

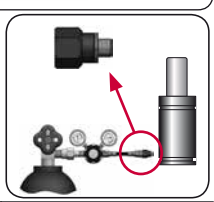

CODE		CM 6500 050 V1	KIT XXXXXXX-S KIT XXXXXXX-C	B21-120	18 GA 5
ENG	ORDER	GAS SPRING	REPAIR KIT	FLANGE	CHARGING ADAPTER
DEU	BESTELLUNG	GASDRUCKFEDER	ERSATZTEILSATZ	FLANSCHE	LADEADAPTER
FRA	COMMANDE	RESSORT À GAZ	KIT DE RÉPARATION	BRIDE	RACCORD DE CHARGE
ITA	ORDINE	CILINDRO AD AZOTO	KIT DI MANUTENZIONE	FLANGE	ADATTATORE DI CARICO
ESP	PEDIDO	RESORTE DE GAS	KIT DE REPARACION	BRIDA	ADAPTADOR DE CARGA
POR	PEDIDO	CILINDRO DE GÁS	KIT DE MANUTENÇÃO	FLANGE	ADAPTADOR DE CARGA

AZOL GAS

CM 6500 V1 MOUNTS

Heavy Duty

D02-120

ISO E24.54.815.G EM24.54.700/F

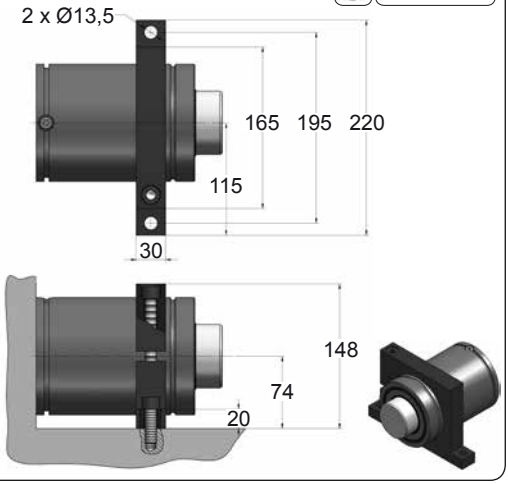

D67-120

VDI

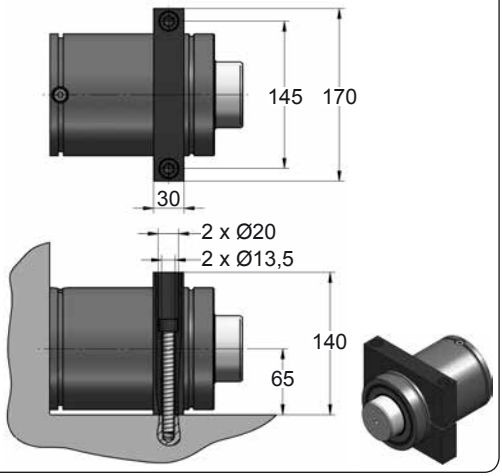







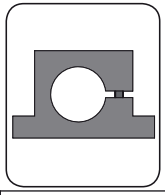

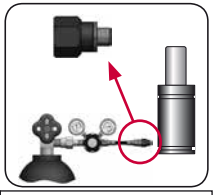

CODE		CM 6500 050 V1	KIT XXXXXXX-S KIT XXXXXXX-C	D02-120	18 GA 5
ENG	ORDER	GAS SPRING	REPAIR KIT	FLANGE	CHARGING ADAPTER
DEU	BESTELLUNG	GASDRUCKFEDER	ERSATZTEILSATZ	FLANSCHE	LADEADAPTER
FRA	COMMANDE	RESSORT À GAZ	KIT DE RÉPARATION	BRIDE	RACCORD DE CHARGE
ITA	ORDINE	CILINDRO AD AZOTO	KIT DI MANUTENZIONE	FLANGE	ADATTATORE DI CARICO
ESP	PEDIDO	RESORTE DE GAS	KIT DE REPARACION	BRIDA	ADAPTADOR DE CARGA
POR	PEDIDO	CILINDRO DE GÁS	KIT DE MANUTENÇÃO	FLANGE	ADAPTADOR DE CARGA

CM 10000

Heavy Duty

AZOL GAS

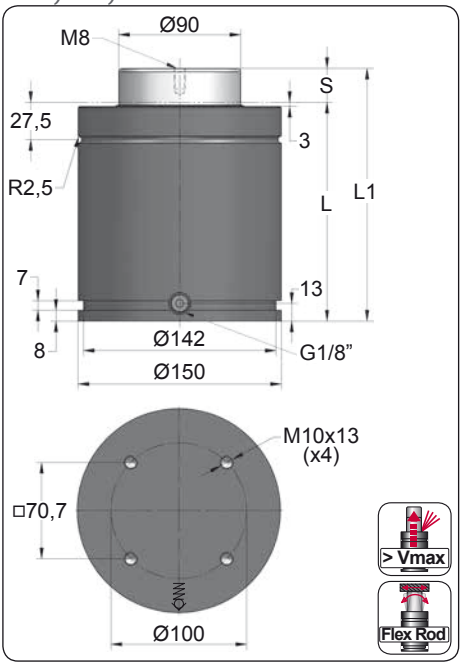

ORDER	S (mm)	L1 ±0,25 (mm)	L (mm)	Kg.
CM 10000 025	25	186	161	18.25
CM 10000 038	38	212	174	19.32
CM 10000 050	50	236	186	20.31
CM 10000 063	63	262	199	21.38
CM 10000 080	80	296	216	22.79
CM 10000 100	100	336	236	24.43
CM 10000 125	125	386	261	26.50
CM 10000 160	160	456	296	29.38
CM 10000 200	200	536	336	32.68

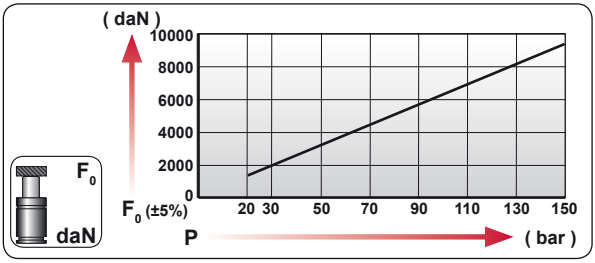

CODE	bar	psi	F_0 daN	F_1 daN
CM 10000 050	150	2175	9540	16200
CM-H 10000 050	0	0	---	---

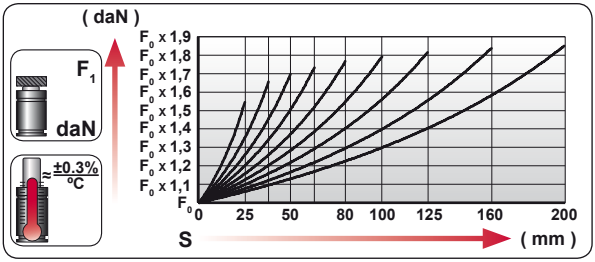

ENG	ORDER
DEU	BESTELLUNG
FRA	COMMANDE
ITA	ORDINE
ESP	PEDIDO
POR	PEDIDO

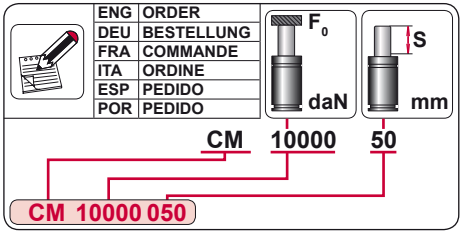

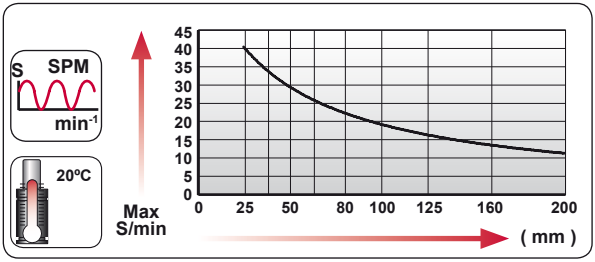

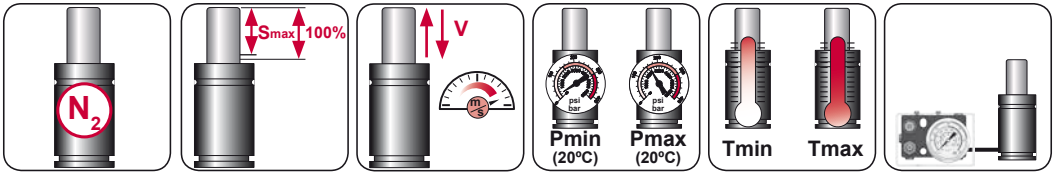

N_2	Smax < 90%	Vmax 1,6 m/s	bar psi 20 290	bar psi 160 2320	°C °F 0 32	°C °F 80 176	600 CP-

AZOL GAS

CM 10000 MOUNTS

Heavy Duty

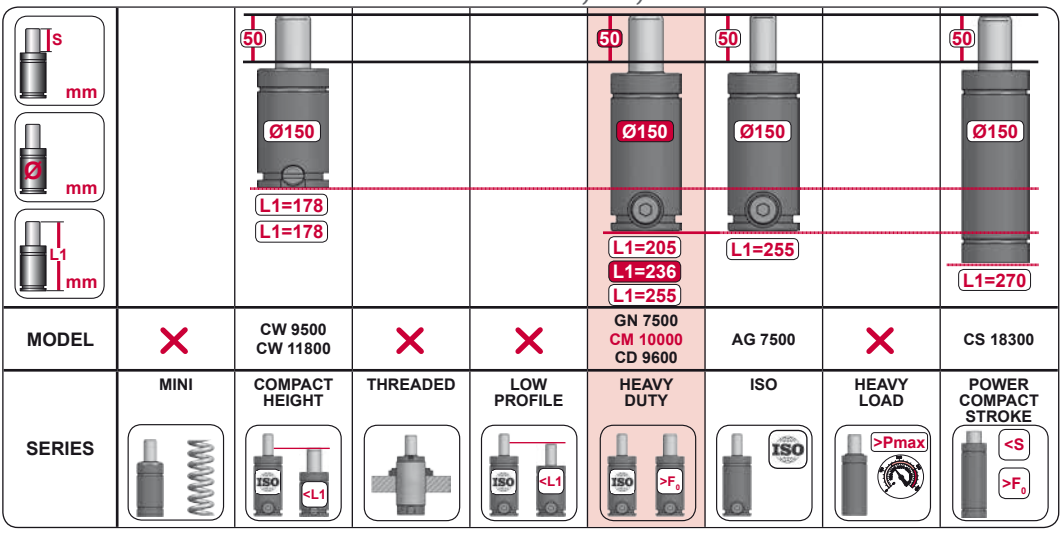

MODEL	×	CW 9500 CW 11800	×	×	GN 7500 CM 10000 CD 9600	AG 7500	×	CS 18300
SERIES	MINI	COMPACT HEIGHT	THREADED	LOW PROFILE	HEAVY DUTY	ISO	HEAVY LOAD	POWER COMPACT STROKE

A14-150

ISO E24.54.815.G EM24.54.700/F

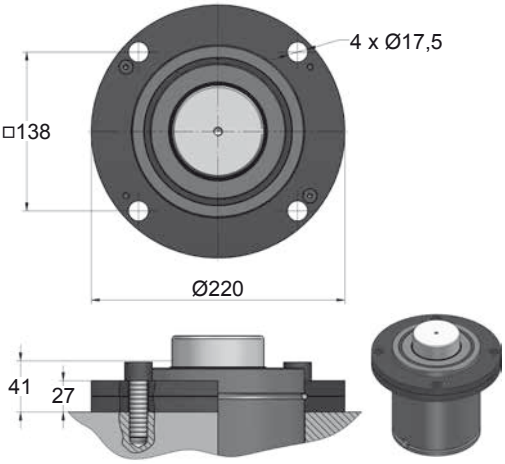

A34-150

ISO VDI

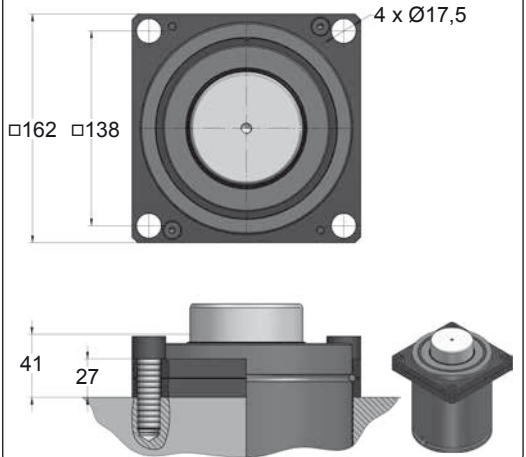



CODE		CM 10000 050	KIT XXXXXXX-S KIT XXXXXXX-C	A14-150	18 GA 5
ENG	ORDER	GAS SPRING	REPAIR KIT	FLANGE	CHARGING ADAPTER
DEU	BESTELLUNG	GASDRUCKFEDER	ERSATZTEILSATZ	FLANSCHE	LADEADAPTER
FRA	COMMANDE	RESSORT À GAZ	KIT DE RÉPARATION	BRIDE	RACCORD DE CHARGE
ITA	ORDINE	CILINDRO AD AZOTO	KIT DI MANUTENZIONE	FLANGE	ADATTATORE DI CARICO
ESP	PEDIDO	RESORTE DE GAS	KIT DE REPARACION	BRIDA	ADAPTADOR DE CARGA
POR	PEDIDO	CILINDRO DE GÁS	KIT DE MANUTENÇÃO	FLANGE	ADAPTADOR DE CARGA

CM 10000 MOUNTS

Heavy Duty

AZOL GAS

B21-150

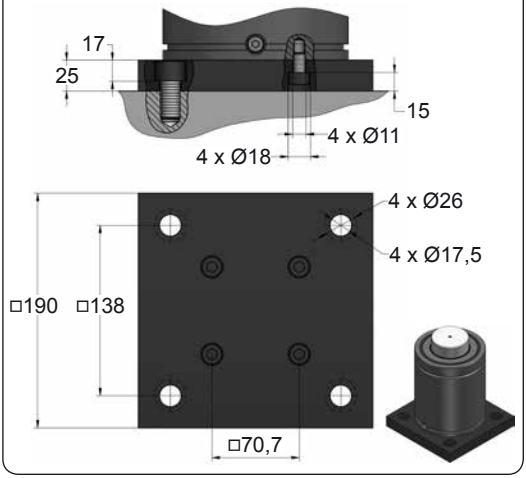

B76-150

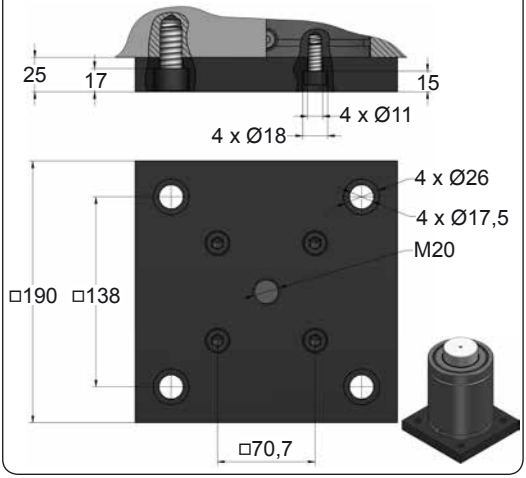

C05-150

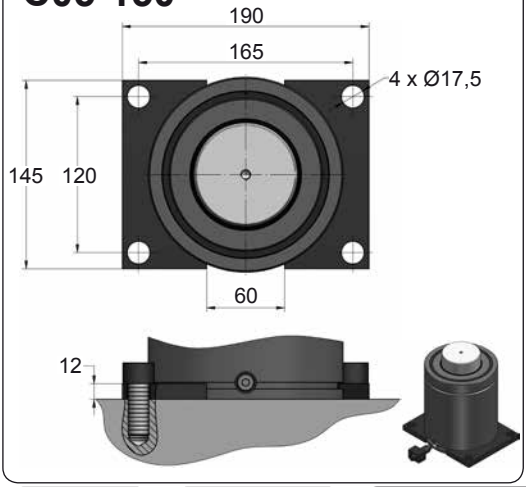

C20-150

E24.54.815.G
EM24.54.700/F

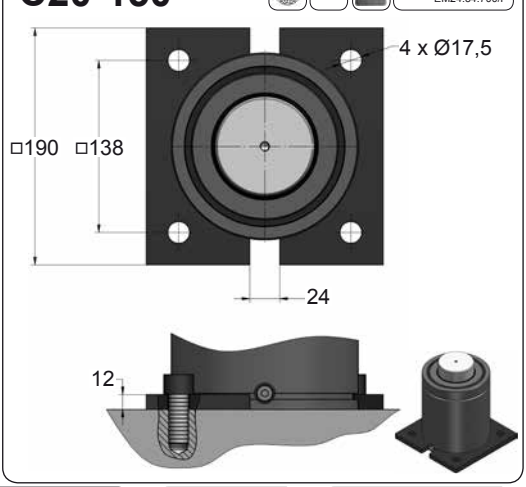







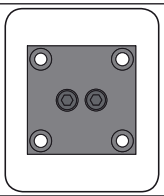

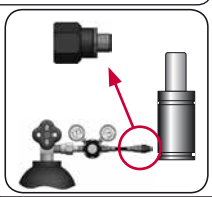

CODE		CM 10000 050	KIT XXXXXXX-S KIT XXXXXXX-C	B21-150	18 GA 5
ENG	ORDER	GAS SPRING	REPAIR KIT	FLANGE	CHARGING ADAPTER
DEU	BESTELLUNG	GASDRUCKFEDER	ERSATZTEILSATZ	FLANSCHE	LADEADAPTER
FRA	COMMANDE	RESSORT À GAZ	KIT DE RÉPARATION	BRIDE	RACCORD DE CHARGE
ITA	ORDINE	CILINDRO AD AZOTO	KIT DI MANUTENZIONE	FLANGE	ADATTATORE DI CARICO
ESP	PEDIDO	RESORTE DE GAS	KIT DE REPARACION	BRIDA	ADAPTADOR DE CARGA
POR	PEDIDO	CILINDRO DE GÁS	KIT DE MANUTENÇÃO	FLANGE	ADAPTADOR DE CARGA

AZOL GAS

CM 10000 MOUNTS

Heavy Duty

D02-150

ISO E24.54.815.G

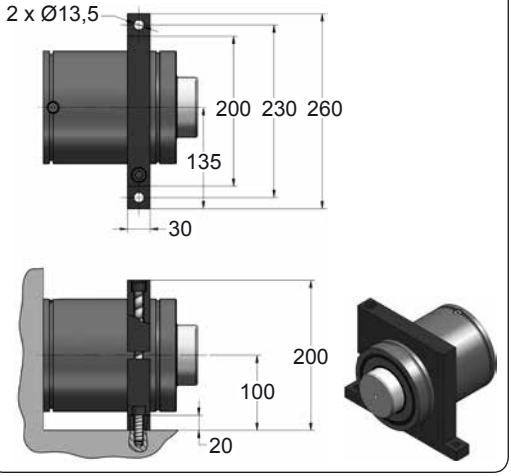

D67-150

VDI

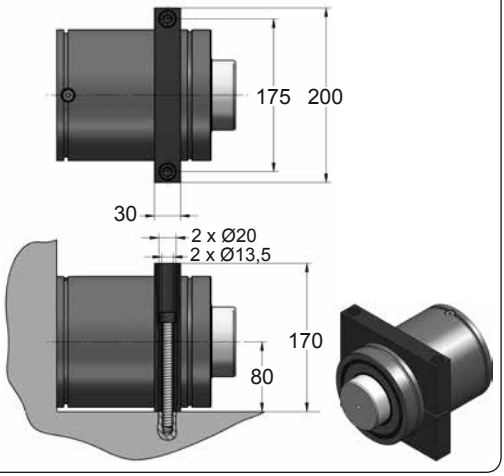







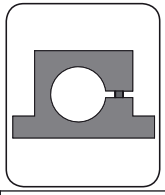

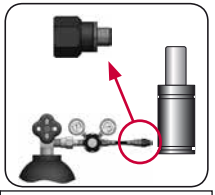

CODE		CM 10000 050	KIT XXXXXXX-S KIT XXXXXXX-C	D02-150	18 GA 5
ENG	ORDER	GAS SPRING	REPAIR KIT	FLANGE	CHARGING ADAPTER
DEU	BESTELLUNG	GASDRUCKFEDER	ERSATZTEILSATZ	FLANSCHE	LADEADAPTER
FRA	COMMANDE	RESSORT À GAZ	KIT DE RÉPARATION	BRIDE	RACCORD DE CHARGE
ITA	ORDINE	CILINDRO AD AZOTO	KIT DI MANUTENZIONE	FLANGE	ADATTATORE DI CARICO
ESP	PEDIDO	RESORTE DE GAS	KIT DE REPARACION	BRIDA	ADAPTADOR DE CARGA
POR	PEDIDO	CILINDRO DE GÁS	KIT DE MANUTENÇÃO	FLANGE	ADAPTADOR DE CARGA

AZOL GAS

GN HEAVY DUTY SMALL

MODEL	F_0	Ø	S	L1	Pmax	Charge Port		
GN 750	750	Ø50	12.5 - 175	95 - 420	150	G1/8"	✓	✓
GN 1500	1500	Ø75	25 - 200	135 - 485	150	G1/8"	✓	✓
GN 3000	3000	Ø95	25 - 225	145 - 545	150	G1/8"	✓	✓
GN 5000	5000	Ø120	25 - 250	152.5 - 602.5	150	G1/8"	✓	✓
GN 7500	7500	Ø150	25 - 250	155 - 605	150	G1/8"	✓	✓

S mm	Ø mm	L1 mm							
			50	50	50	50	50	50	50
			Ø50	Ø50	Ø50	Ø50	Ø50	Ø50	Ø50
			L1=131 L1=138 L1=152	L1=138	L1=138 L1=150 L1=150	L1=170 L1=185 L1=195	L1=195	L1=165 L1=190	L1=220
F_0 daN			1000 1000 1000	1000	1000 1000 750	750 1000 1000	750	1700 2000	1800
MODEL	✕		CR 1000 CW 1000 KZ 1000	AS 1000	CT 1000 CK 1000 FD 750	GN 750 CM 1000 CD 1000	AG 750	CPH 1700 CP 2000	CS 1800
SERIES	MINI		COMPACT HEIGHT	THREADED	LOW PROFILE	HEAVY DUTY	ISO	HEAVY LOAD	POWER COMPACT STROKE

GN 750

Heavy Duty

AZOL GAS

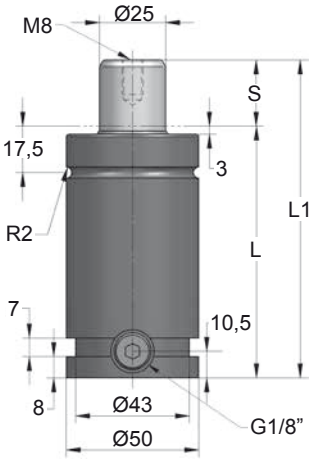

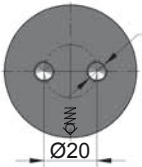



ORDER	S (mm)	L1 ±0,25 (mm)	L (mm)	Kg.
GN 750 012	12.5	95	82.5	0.88
GN 750 025	25	120	95	1.01
GN 750 037	37.5	145	107.5	1.14
GN 750 050	50	170	120	1.27
GN 750 062	62.5	195	132.5	1.40
GN 750 080	80	230	150	1.58
GN 750 100	100	270	170	1.79
GN 750 125	125	320	195	2.05
GN 750 137	137.5	345	207.5	2.18
GN 750 150	150	370	220	2.31
GN 750 160	160	390	230	2.41
GN 750 175	175	420	245	2.57

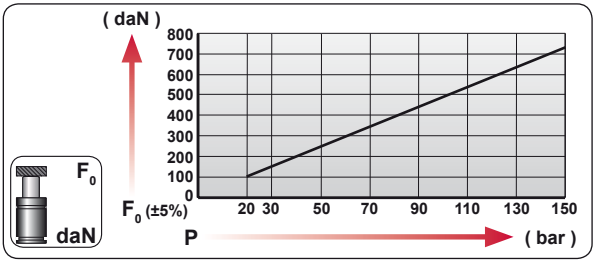

CODE	bar	psi	F0 daN	F1 daN
GN 750 050	150	2175	740	1030
GN-H 750 050	0	0	---	---

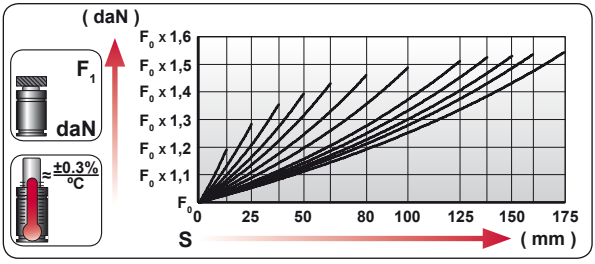

ENG	ORDER
DEU	BESTELLUNG
FRA	COMMANDE
ITA	ORDINE
ESP	PEDIDO
POR	PEDIDO



GN 750 50

GN 750 050

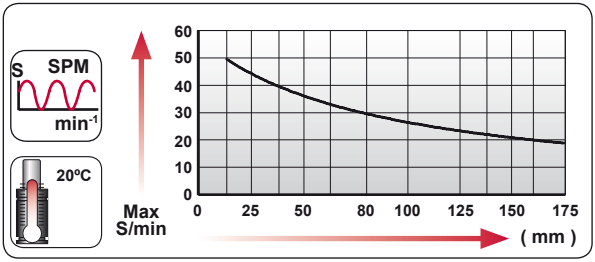



N_2	Smax < 90%	Vmax 1,6 m/s	bar psi 20 290	bar psi 150 2175	°C °F 0 32	°C °F 80 176	600 CP-

AZOL GAS

GN 750 MOUNTS

Heavy Duty

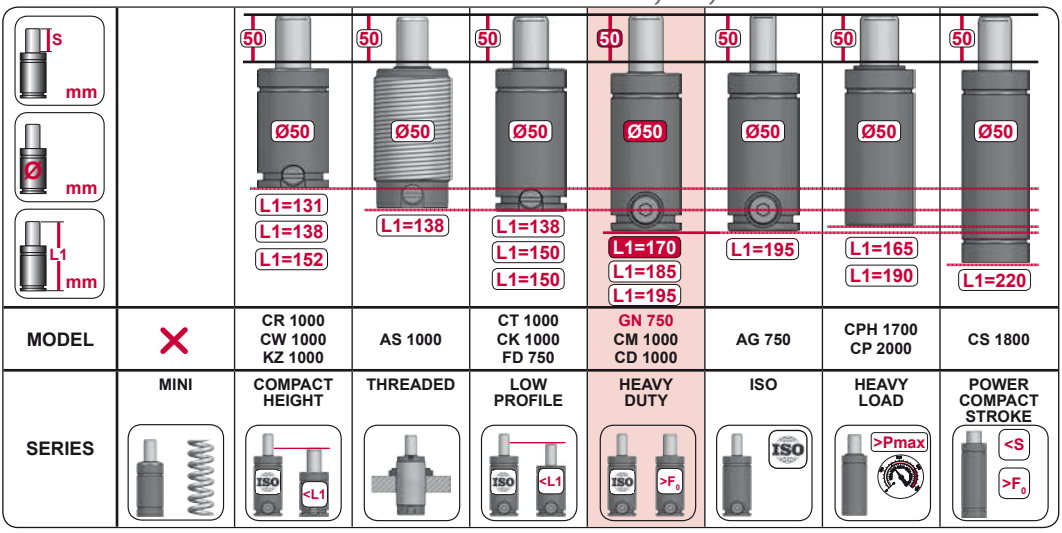

A14-050

E24.54.815.G
EM24.54.700/F

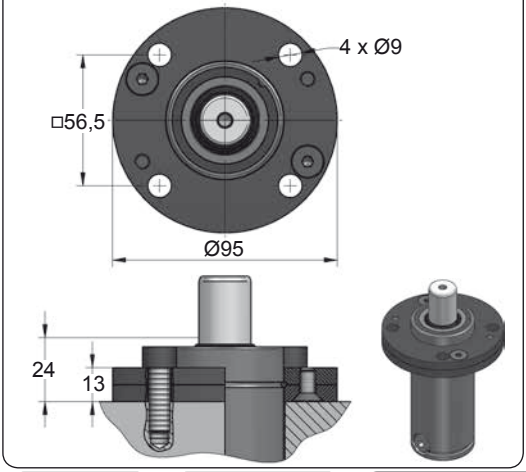

A34-050

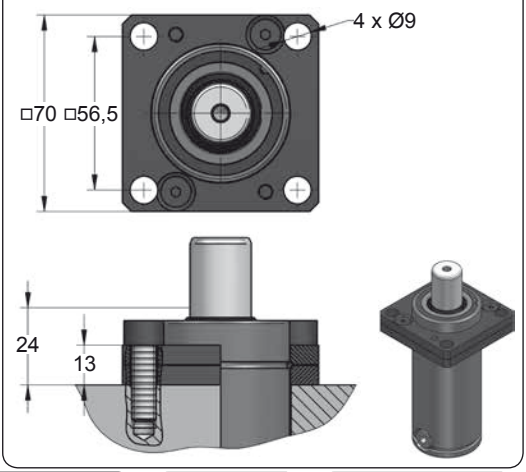



CODE		GN 750 050	KIT XXXXXXX-S KIT XXXXXXX-C	A14-050	18 GA 5
ENG	ORDER	GAS SPRING	REPAIR KIT	FLANGE	CHARGING ADAPTER
DEU	BESTELLUNG	GASDRUCKFEDER	ERSATZTEILSATZ	FLANSCHE	LADEADAPTER
FRA	COMMANDE	RESSORT À GAZ	KIT DE RÉPARATION	BRIDE	RACCORD DE CHARGE
ITA	ORDINE	CILINDRO AD AZOTO	KIT DI MANUTENZIONE	FLANGE	ADATTATORE DI CARICO
ESP	PEDIDO	RESORTE DE GAS	KIT DE REPARACION	BRIDA	ADAPTADOR DE CARGA
POR	PEDIDO	CILINDRO DE GÁS	KIT DE MANUTENÇÃO	FLANGE	ADAPTADOR DE CARGA

GN 750 MOUNTS

Heavy Duty

AZOL GAS

B21-050

EM24.54.700/F

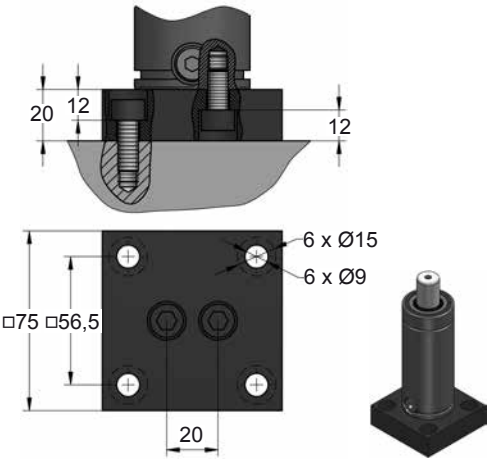

B76-050

ISO

E24.54.815.G
EM24.54.700/F

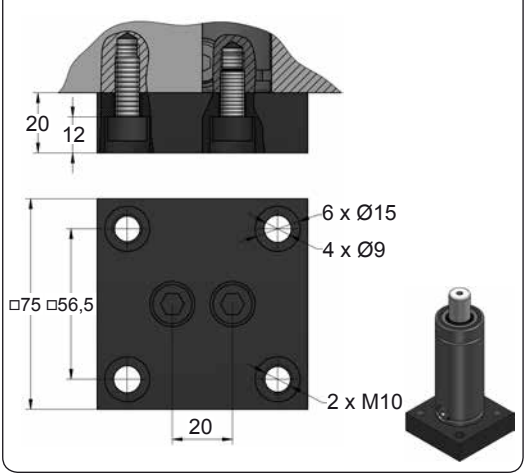

C05-050

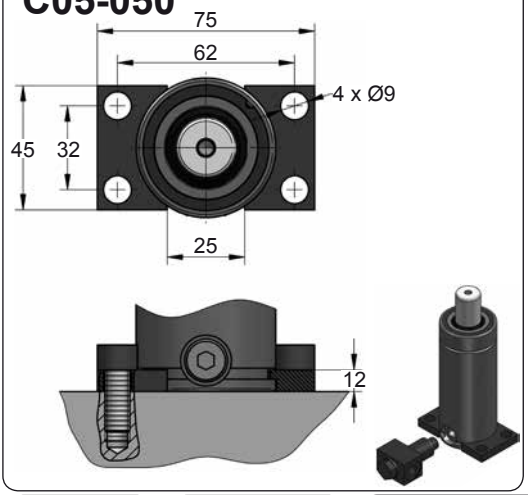

C20-050

ISO VDI

E24.54.815.G
EM24.54.700/F

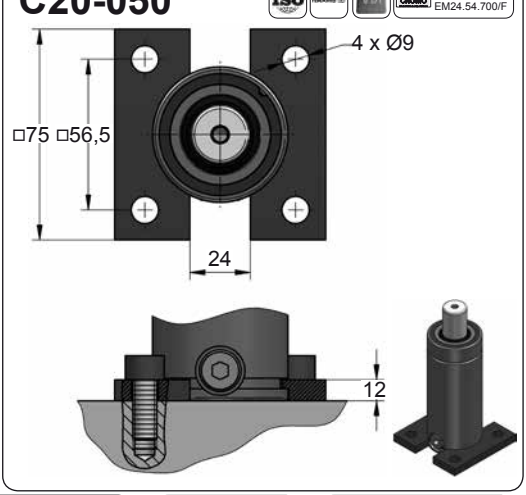







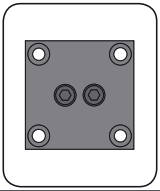

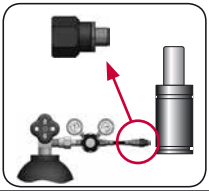

CODE		GN 750 050	KIT XXXXXXX-S KIT XXXXXXX-C	B21-050	18 GA 5
ENG	ORDER	GAS SPRING	REPAIR KIT	FLANGE	CHARGING ADAPTER
DEU	BESTELLUNG	GASDRUCKFEDER	ERSATZTEILSATZ	FLANSCHE	LADEADAPTER
FRA	COMMANDE	RESSORT À GAZ	KIT DE RÉPARATION	BRIDE	RACCORD DE CHARGE
ITA	ORDINE	CILINDRO AD AZOTO	KIT DI MANUTENZIONE	FLANGE	ADATTATORE DI CARICO
ESP	PEDIDO	RESORTE DE GAS	KIT DE REPARACION	BRIDA	ADAPTADOR DE CARGA
POR	PEDIDO	CILINDRO DE GÁS	KIT DE MANUTENÇÃO	FLANGE	ADAPTADOR DE CARGA

AZOL GAS

GN 750 MOUNTS

Heavy Duty

D02-050

ISO E24.54.815.G EM24.54.700/F

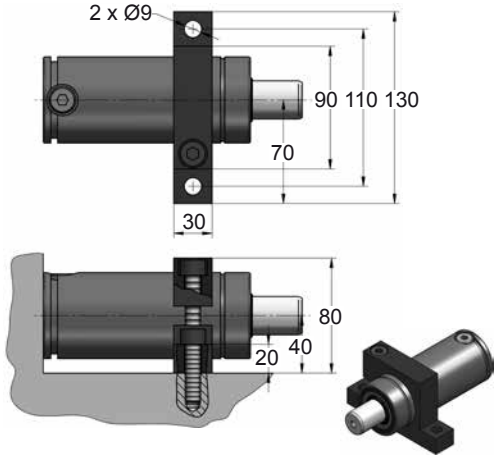

D67-050

VDI

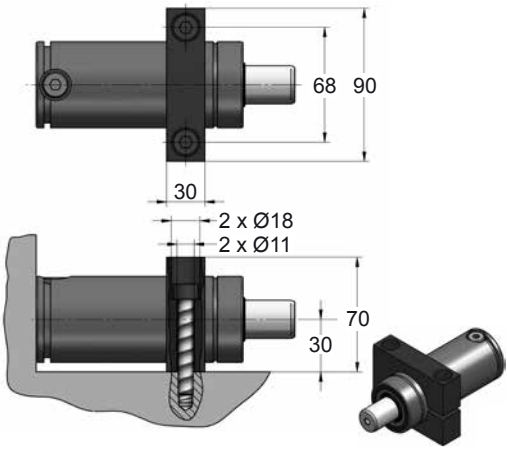







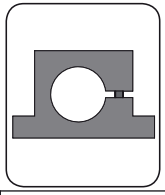

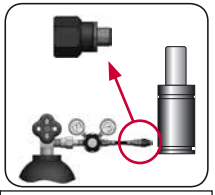

CODE		GN 750 050	KIT XXXXXXX-S KIT XXXXXXX-C	D02-050	18 GA 5
ENG	ORDER	GAS SPRING	REPAIR KIT	FLANGE	CHARGING ADAPTER
DEU	BESTELLUNG	GASDRUCKFEDER	ERSATZTEILSATZ	FLANSCHE	LADEADAPTER
FRA	COMMANDE	RESSORT À GAZ	KIT DE RÉPARATION	BRIDE	RACCORD DE CHARGE
ITA	ORDINE	CILINDRO AD AZOTO	KIT DI MANUTENZIONE	FLANGE	ADATTATORE DI CARICO
ESP	PEDIDO	RESORTE DE GAS	KIT DE REPARACION	BRIDA	ADAPTADOR DE CARGA
POR	PEDIDO	CILINDRO DE GÁS	KIT DE MANUTENÇÃO	FLANGE	ADAPTADOR DE CARGA

GN 1500

Heavy Duty

AZOL GAS

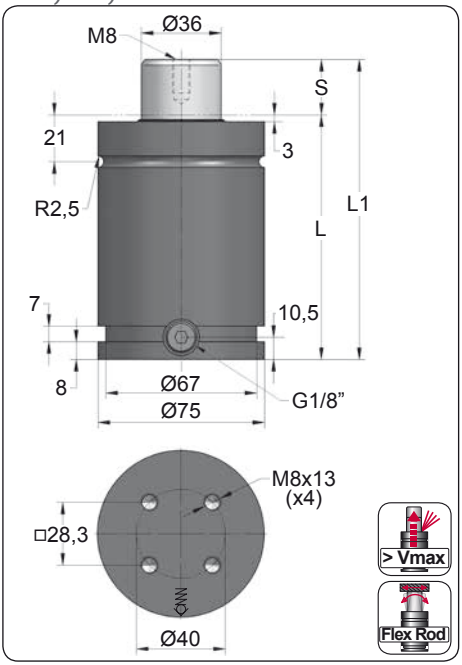

ORDER	S (mm)	L1 ±0,25 (mm)	L (mm)	Kg.
GN 1500 025	25	135	110	2.53
GN 1500 037	37.5	160	122.5	2.81
GN 1500 050	50	185	135	3.08
GN 1500 062	62.5	210	147.5	3.36
GN 1500 080	80	245	165	3.74
GN 1500 100	100	285	185	4.19
GN 1500 125	125	335	210	4.74
GN 1500 137	137.5	360	222.5	5.01
GN 1500 150	150	385	235	5.29
GN 1500 160	160	405	245	5.51
GN 1500 175	175	435	260	5.84
GN 1500 200	200	485	285	6.39

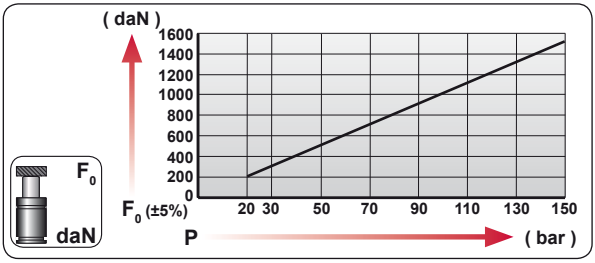

CODE	bar	psi	F0 daN	F1 daN
GN 1500 050	150	2175	1530	1920
GN-H 1500 050	0	0	---	---

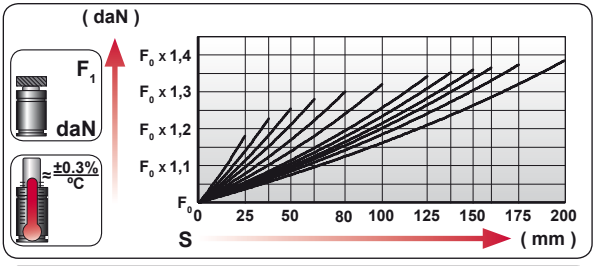

ENG	ORDER
DEU	BESTELLUNG
FRA	COMMANDE
ITA	ORDINE
ESP	PEDIDO
POR	PEDIDO



GN 1500 50

GN 1500 050

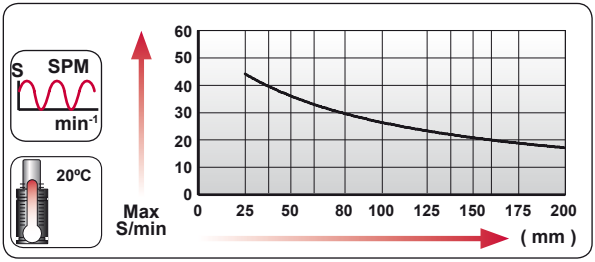



N_2	Smax < 90%	Vmax 1,6 m/s	bar psi 20 290	bar psi 150 2175	°C °F 0 32	°C °F 80 176	600 CP-

AZOL GAS

GN 1500 MOUNTS

Heavy Duty

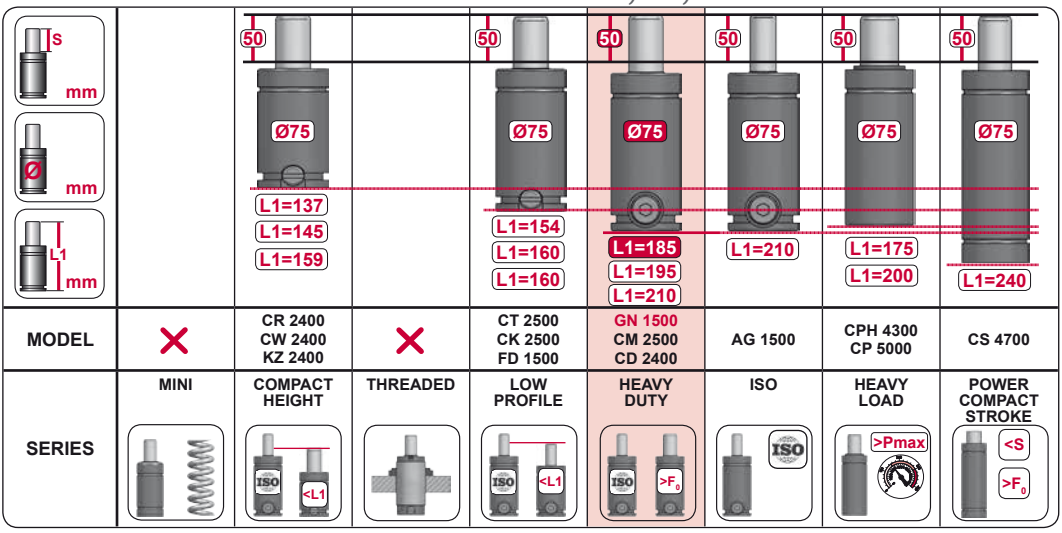

MODEL	✕	CR 2400 CW 2400 KZ 2400	✕	CT 2500 CK 2500 FD 1500	GN 1500 CM 2500 CD 2400	AG 1500	CPH 4300 CP 5000	CS 4700
SERIES	MINI	COMPACT HEIGHT	THREADED	LOW PROFILE	HEAVY DUTY	ISO	HEAVY LOAD	POWER COMPACT STROKE

A14-075

ISO · E24.54.815.G · EM24.54.700/F

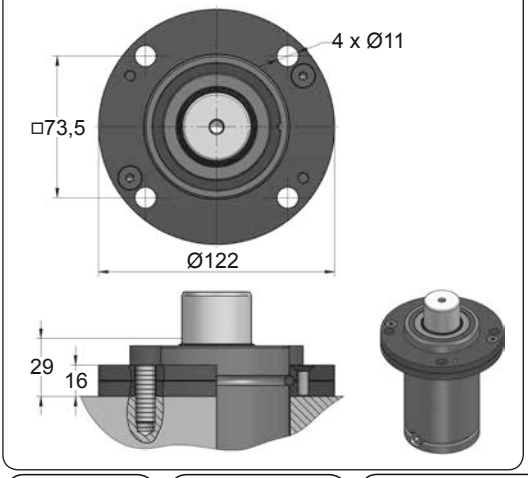

A34-075

ISO · VDI

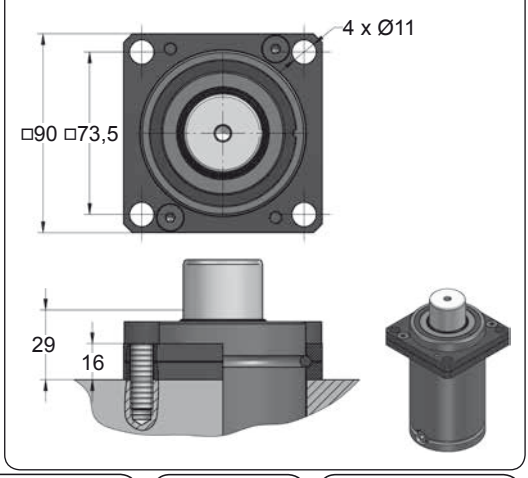



CODE	GN 1500 050	KIT XXXXXXX-S KIT XXXXXXX-C	A14-075	18 GA 5
ENG ORDER	GAS SPRING	REPAIR KIT	FLANGE	CHARGING ADAPTER
DEU BESTELLUNG	GASDRUCKFEDER	ERSATZTEILSATZ	FLANSCHE	LADEADAPTER
FRA COMMANDE	RESSORT À GAZ	KIT DE RÉPARATION	BRIDE	RACCORD DE CHARGE
ITA ORDINE	CILINDRO AD AZOTO	KIT DI MANUTENZIONE	FLANGE	ADATTATORE DI CARICO
ESP PEDIDO	RESORTE DE GAS	KIT DE REPARACION	BRIDA	ADAPTADOR DE CARGA
POR PEDIDO	CILINDRO DE GÁS	KIT DE MANUTENÇÃO	FLANGE	ADAPTADOR DE CARGA

GN 1500 MOUNTS

Heavy Duty

AZOL GAS

B21-075

EM24.54.700/F

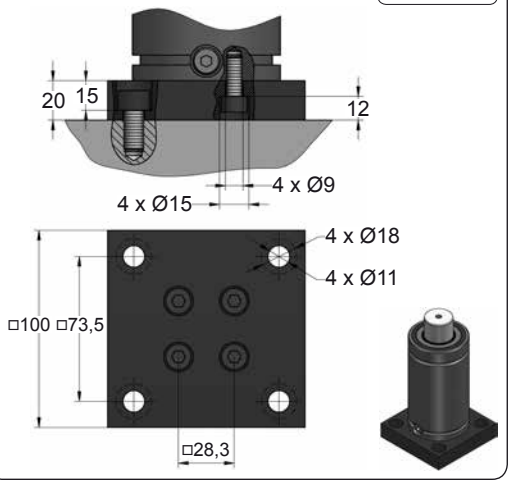

B76-075

ISO

E24.54.815.G
EM24.54.700/F

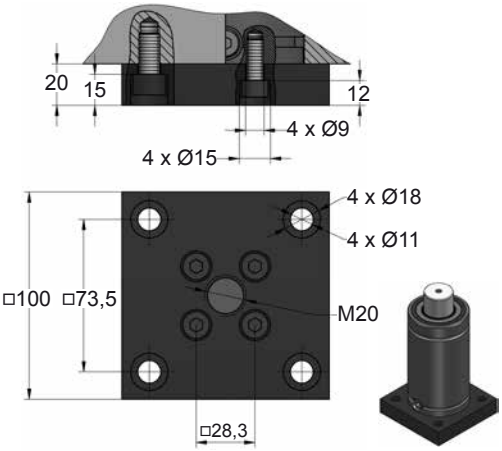

C05-075

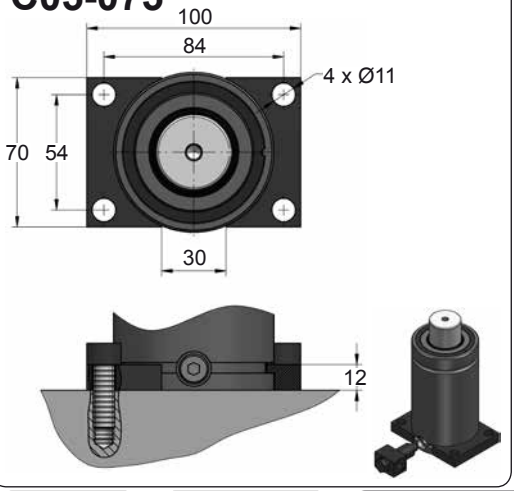

C20-075

ISO VDI

E24.54.815.G
EM24.54.700/F

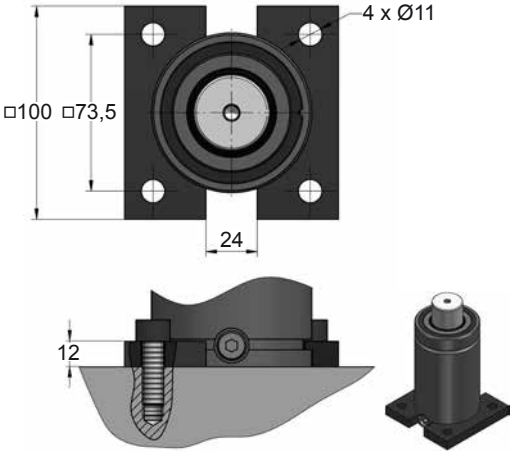







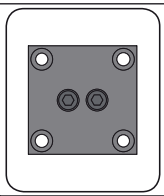

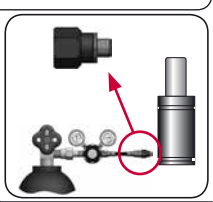

CODE		GN 1500 050	KIT XXXXXXX-S KIT XXXXXXX-C	B21-075	18 GA 5
ENG	ORDER	GAS SPRING	REPAIR KIT	FLANGE	CHARGING ADAPTER
DEU	BESTELLUNG	GASDRUCKFEDER	ERSATZTEILSATZ	FLANSCHE	LADEADAPTER
FRA	COMMANDE	RESSORT À GAZ	KIT DE RÉPARATION	BRIDE	RACCORD DE CHARGE
ITA	ORDINE	CILINDRO AD AZOTO	KIT DI MANUTENZIONE	FLANGE	ADATTATORE DI CARICO
ESP	PEDIDO	RESORTE DE GAS	KIT DE REPARACION	BRIDA	ADAPTADOR DE CARGA
POR	PEDIDO	CILINDRO DE GÁS	KIT DE MANUTENÇÃO	FLANGE	ADAPTADOR DE CARGA

AZOL GAS

GN 1500 MOUNTS

Heavy Duty

D02-075

ISO E24.54.815.G EM24.54.700/F

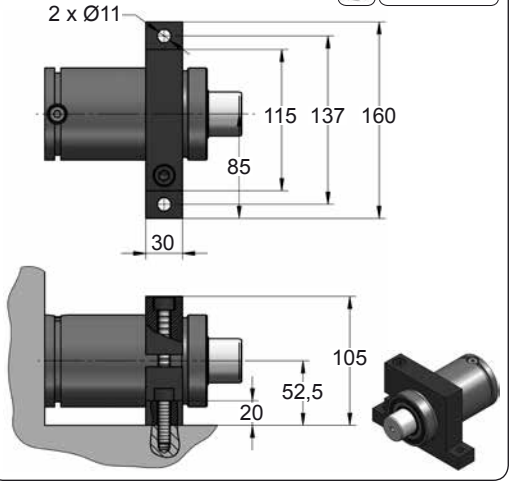

D67-075

VDI

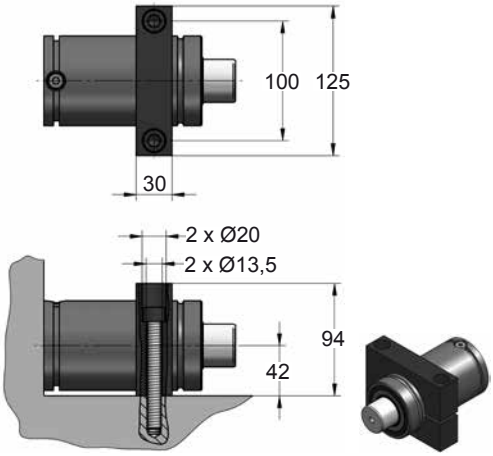







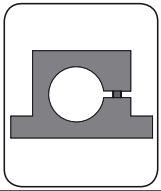

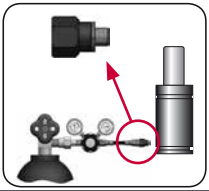

CODE		GN 1500 050	KIT XXXXXXX-S KIT XXXXXXX-C	D02-075	18 GA 5
ENG	ORDER	GAS SPRING	REPAIR KIT	FLANGE	CHARGING ADAPTER
DEU	BESTELLUNG	GASDRUCKFEDER	ERSATZTEILSATZ	FLANSCHE	LADEADAPTER
FRA	COMMANDE	RESSORT À GAZ	KIT DE RÉPARATION	BRIDE	RACCORD DE CHARGE
ITA	ORDINE	CILINDRO AD AZOTO	KIT DI MANUTENZIONE	FLANGE	ADATTATORE DI CARICO
ESP	PEDIDO	RESORTE DE GAS	KIT DE REPARACION	BRIDA	ADAPTADOR DE CARGA
POR	PEDIDO	CILINDRO DE GÁS	KIT DE MANUTENÇÃO	FLANGE	ADAPTADOR DE CARGA

GN 3000

Heavy Duty

AZOL GAS

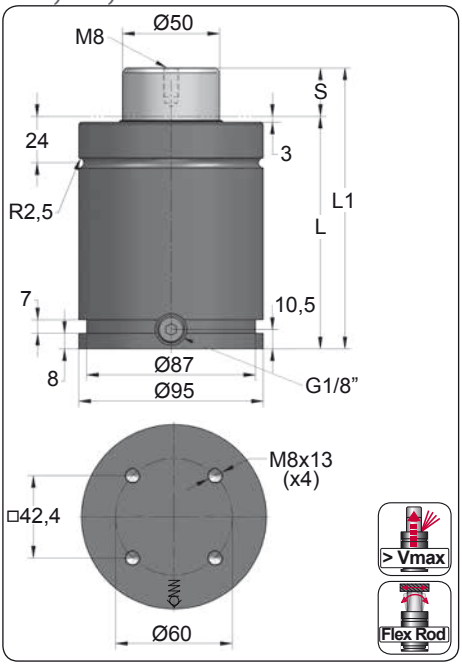

ORDER	S (mm)	L1 ±0,25 (mm)	L (mm)	Kg.
GN 3000 025	25	145	120	4.39
GN 3000 037	37.5	170	132.5	4.69
GN 3000 050	50	195	145	5.00
GN 3000 062	62.5	220	157.5	5.31
GN 3000 080	80	255	175	5.73
GN 3000 100	100	295	195	6.22
GN 3000 125	125	345	220	6.84
GN 3000 137	137.5	370	232.5	7.14
GN 3000 160	160	415	255	7.69
GN 3000 175	175	445	270	8.06
GN 3000 200	200	495	295	8.67
GN 3000 225	225	545	320	9.28

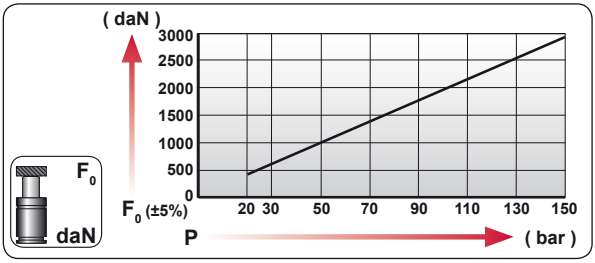

CODE	bar	psi	F0 daN	F1 daN
GN 3000 050	150	2175	2945	3800
GN-H 3000 050	0	0	---	---

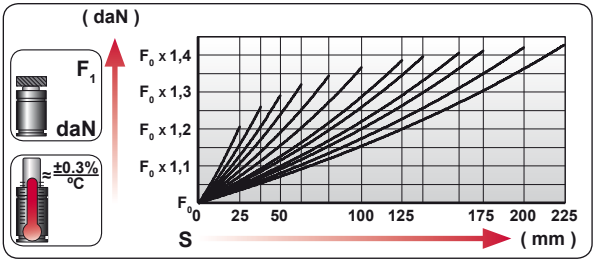

ENG	ORDER
DEU	BESTELLUNG
FRA	COMMANDE
ITA	ORDINE
ESP	PEDIDO
POR	PEDIDO



GN 3000 50

GN 3000 050

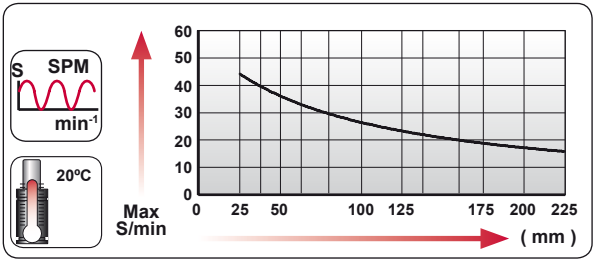



N_2	Smax < 90%	Vmax 1,6 m/s	bar psi 20 290	bar psi 150 2175	°C °F 0 32	°C °F 80 176	600 CP-

AZOL GAS

GN 3000 MOUNTS

Heavy Duty

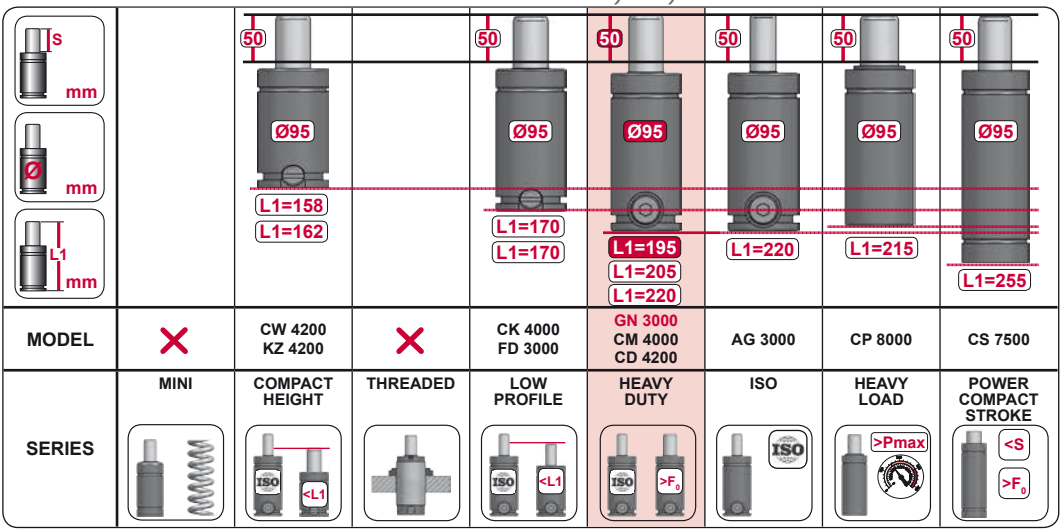

MODEL		CW 4200 KZ 4200		CK 4000 FD 3000	GN 3000 CM 4000 CD 4200	AG 3000	CP 8000	CS 7500
SERIES	MINI	COMPACT HEIGHT	THREADED	LOW PROFILE	HEAVY DUTY	ISO	HEAVY LOAD	POWER COMPACT STROKE

A14-095

ISO E24.54.815.G EM24.54.700/F

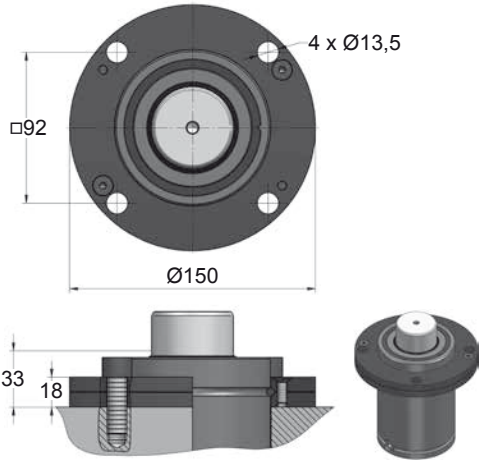

A34-095

ISO VDI

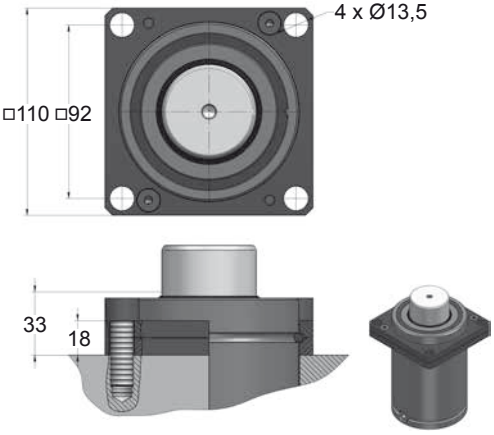



CODE		GN 3000 050	KIT XXXXXXX-S KIT XXXXXXX-C	A14-095	18 GA 5
ENG	ORDER	GAS SPRING	REPAIR KIT	FLANGE	CHARGING ADAPTER
DEU	BESTELLUNG	GASDRUCKFEDER	ERSATZTEILSATZ	FLANSCHE	LADEADAPTER
FRA	COMMANDE	RESSORT À GAZ	KIT DE RÉPARATION	BRIDE	RACCORD DE CHARGE
ITA	ORDINE	CILINDRO AD AZOTO	KIT DI MANUTENZIONE	FLANGE	ADATTATORE DI CARICO
ESP	PEDIDO	RESORTE DE GAS	KIT DE REPARACION	BRIDA	ADAPTADOR DE CARGA
POR	PEDIDO	CILINDRO DE GÁS	KIT DE MANUTENÇÃO	FLANGE	ADAPTADOR DE CARGA

GN 3000 MOUNTS

Heavy Duty

AZOL GAS

B21-095

EM24.54.700/F

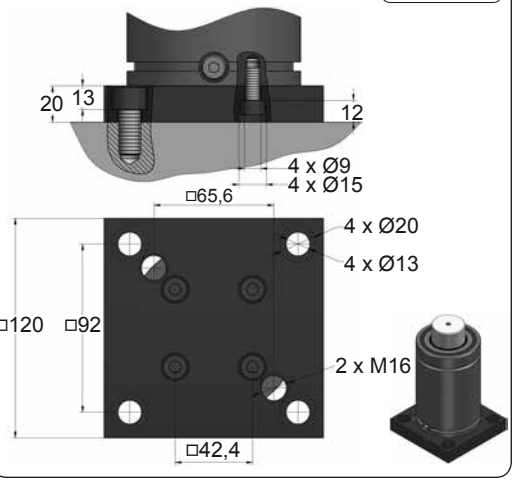

B76-095

EM24.54.700/F

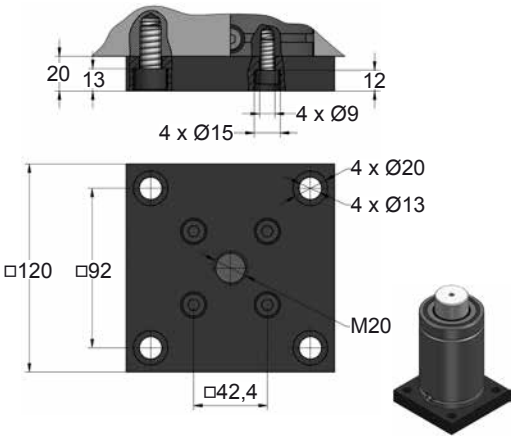

C05-095

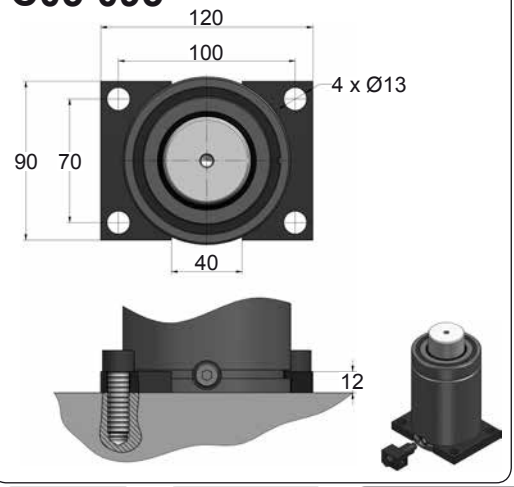

C20-095

E24.54.815.G
EM24.700/F

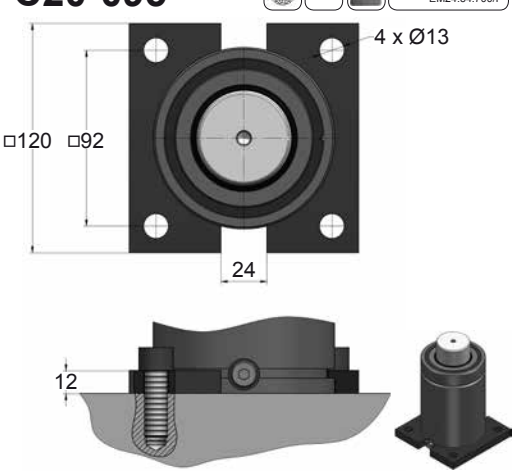







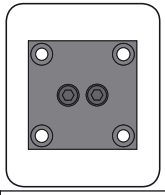

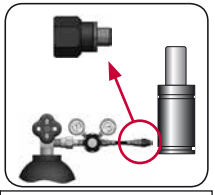

CODE		GN 3000 050	KIT XXXXXXX-S KIT XXXXXXX-C	B21-095	18 GA 5
ENG	ORDER	GAS SPRING	REPAIR KIT	FLANGE	CHARGING ADAPTER
DEU	BESTELLUNG	GASDRUCKFEDER	ERSATZTEILSATZ	FLANSCHE	LADEADAPTER
FRA	COMMANDE	RESSORT À GAZ	KIT DE RÉPARATION	BRIDE	RACCORD DE CHARGE
ITA	ORDINE	CILINDRO AD AZOTO	KIT DI MANUTENZIONE	FLANGE	ADATTATORE DI CARICO
ESP	PEDIDO	RESORTE DE GAS	KIT DE REPARACION	BRIDA	ADAPTADOR DE CARGA
POR	PEDIDO	CILINDRO DE GÁS	KIT DE MANUTENÇÃO	FLANGE	ADAPTADOR DE CARGA

AZOL GAS

GN 3000 MOUNTS

Heavy Duty

D02-095

ISO E24.54.815.G EM24.54.700/F

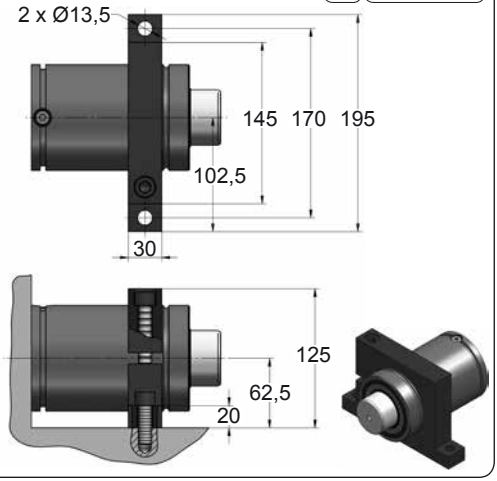

D67-095

VDI

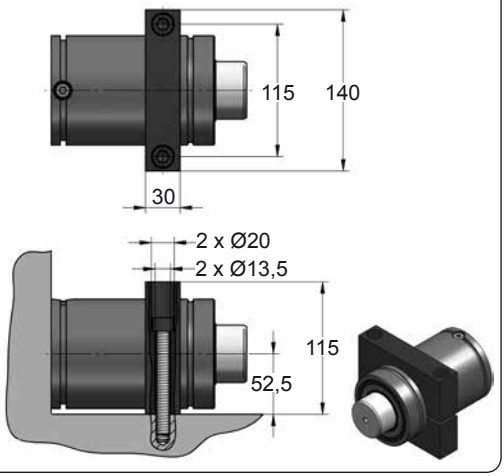







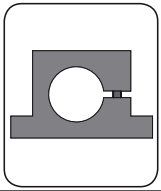

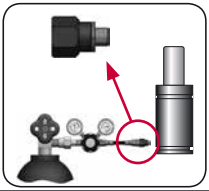

CODE		GN 3000 050	KIT XXXXXXX-S KIT XXXXXXX-C	D02-095	18 GA 5
ENG	ORDER	GAS SPRING	REPAIR KIT	FLANGE	CHARGING ADAPTER
DEU	BESTELLUNG	GASDRUCKFEDER	ERSATZTEILSATZ	FLANSCHE	LADEADAPTER
FRA	COMMANDE	RESSORT À GAZ	KIT DE RÉPARATION	BRIDE	RACCORD DE CHARGE
ITA	ORDINE	CILINDRO AD AZOTO	KIT DI MANUTENZIONE	FLANGE	ADATTATORE DI CARICO
ESP	PEDIDO	RESORTE DE GAS	KIT DE REPARACION	BRIDA	ADAPTADOR DE CARGA
POR	PEDIDO	CILINDRO DE GÁS	KIT DE MANUTENÇÃO	FLANGE	ADAPTADOR DE CARGA

GN 5000

Heavy Duty

AZOL GAS

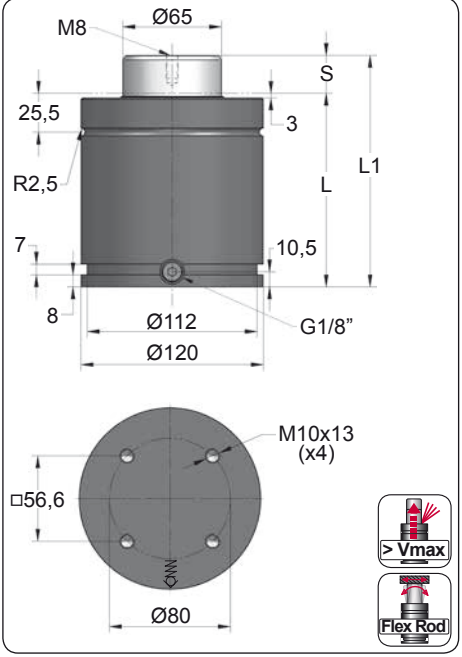

ORDER	S (mm)	L1 ±0,25 (mm)	L (mm)	Kg.
GN 5000 025	25	152.5	127.5	8.83
GN 5000 037	37.5	177.5	140	9.42
GN 5000 050	50	202.5	152.5	10.02
GN 5000 062	62.5	227.5	165	10.62
GN 5000 080	80	262.5	182.5	11.45
GN 5000 100	100	302.5	202.5	12.40
GN 5000 125	125	352.5	227.5	13.59
GN 5000 137	137.5	377.5	240	14.19
GN 5000 160	160	422.5	262.5	15.26
GN 5000 200	200	502.5	302.5	17.16
GN 5000 225	225	552.5	327.5	18.35
GN 5000 250	250	602.5	352.5	19.55

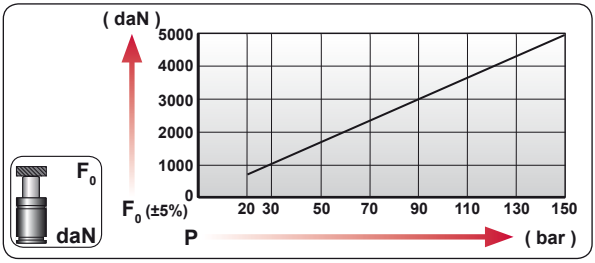

CODE	bar	psi	F0 daN	F1 daN
GN 5000 050	150	2175	4980	7355
GN-H 5000 050	0	0	---	---

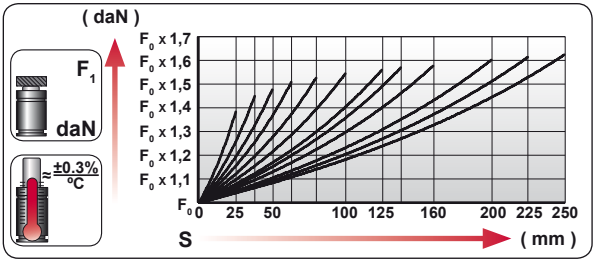

ENG	ORDER
DEU	BESTELLUNG
FRA	COMMANDE
ITA	ORDINE
ESP	PEDIDO
POR	PEDIDO

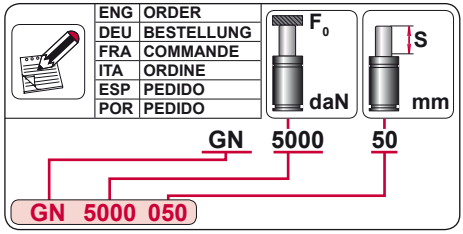

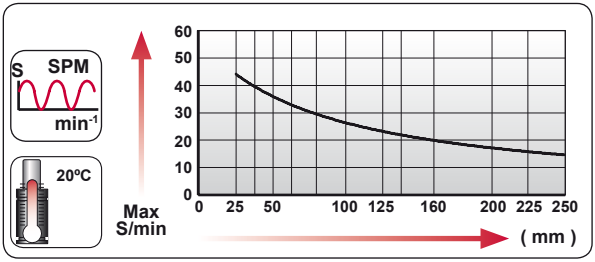



N_2	Smax < 90%	Vmax 1,6 m/s	bar psi 20 290	bar psi 150 2175	ºC ºF 0 32	ºC ºF 80 176	600 CP-

AZOL GAS

GN 5000 MOUNTS

Heavy Duty

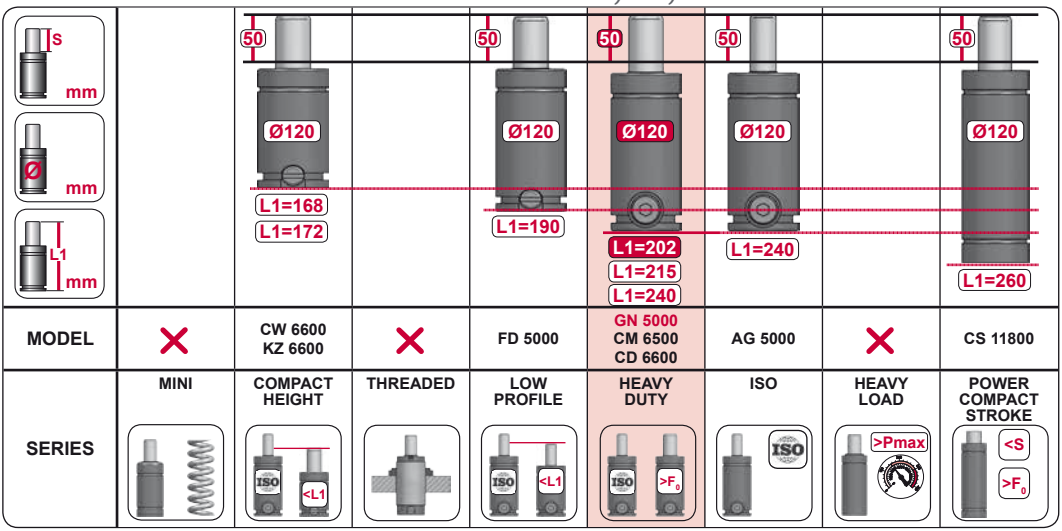

MODEL	×	CW 6600 KZ 6600	×	FD 5000	GN 5000 CM 6500 CD 6600	AG 5000	×	CS 11800
SERIES	MINI	COMPACT HEIGHT	THREADED	LOW PROFILE	HEAVY DUTY	ISO	HEAVY LOAD	POWER COMPACT STROKE

A14-120

E24.54.815.G
EM24.54.700/F

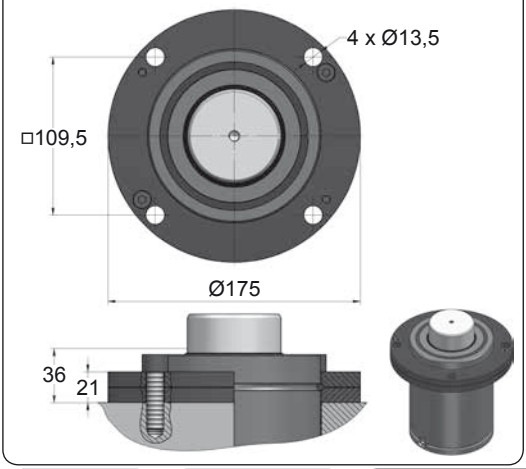

A34-120

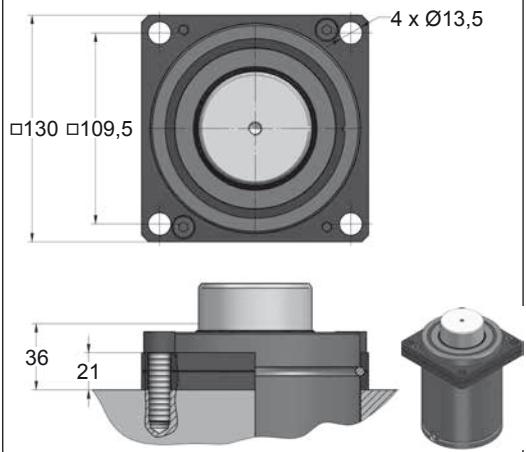



CODE		GN 5000 050	KIT XXXXXXX-S KIT XXXXXXX-C	A14-120	18 GA 5
ENG	ORDER	GAS SPRING	REPAIR KIT	FLANGE	CHARGING ADAPTER
DEU	BESTELLUNG	GASDRUCKFEDER	ERSATZTEILSATZ	FLANSCHE	LADEADAPTER
FRA	COMMANDE	RESSORT À GAZ	KIT DE RÉPARATION	BRIDE	RACCORD DE CHARGE
ITA	ORDINE	CILINDRO AD AZOTO	KIT DI MANUTENZIONE	FLANGE	ADATTATORE DI CARICO
ESP	PEDIDO	RESORTE DE GAS	KIT DE REPARACION	BRIDA	ADAPTADOR DE CARGA
POR	PEDIDO	CILINDRO DE GÁS	KIT DE MANUTENÇÃO	FLANGE	ADAPTADOR DE CARGA

GN 5000 MOUNTS

Heavy Duty

AZOL GAS

B21-120

EM24.54.700/F

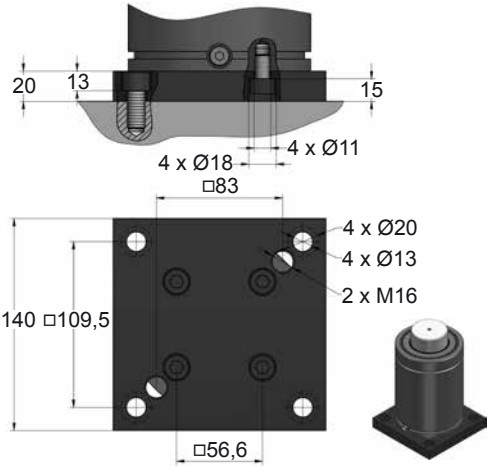

B76-120

EM24.54.700/F

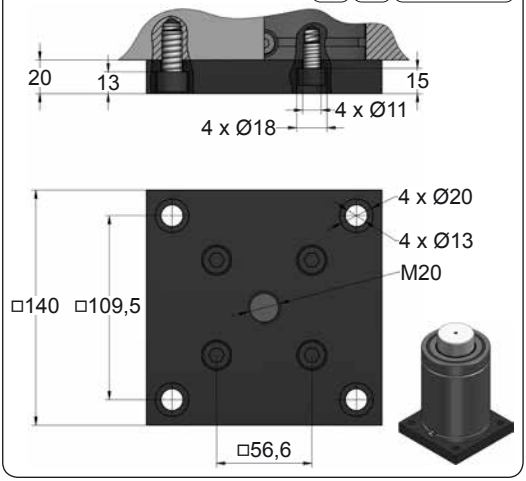

C05-120

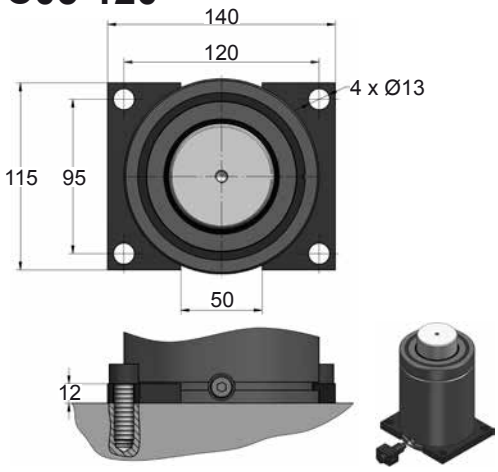

C20-120

E24.54.815.G
EM24.54.700/F

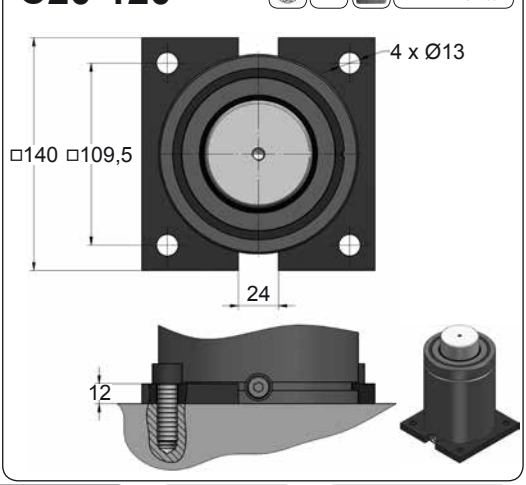







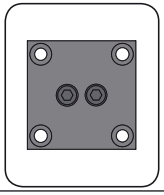

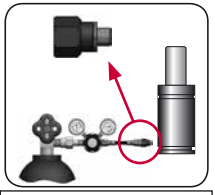

CODE		GN 5000 050	KIT XXXXXXX-S KIT XXXXXXX-C	B21-120	18 GA 5
ENG	ORDER	GAS SPRING	REPAIR KIT	FLANGE	CHARGING ADAPTER
DEU	BESTELLUNG	GASDRUCKFEDER	ERSATZTEILSATZ	FLANSCHE	LADEADAPTER
FRA	COMMANDE	RESSORT À GAZ	KIT DE RÉPARATION	BRIDE	RACCORD DE CHARGE
ITA	ORDINE	CILINDRO AD AZOTO	KIT DI MANUTENZIONE	FLANGE	ADATTATORE DI CARICO
ESP	PEDIDO	RESORTE DE GAS	KIT DE REPARACION	BRIDA	ADAPTADOR DE CARGA
POR	PEDIDO	CILINDRO DE GÁS	KIT DE MANUTENÇÃO	FLANGE	ADAPTADOR DE CARGA

AZOL GAS

GN 5000 MOUNTS

Heavy Duty

D02-120

ISO E24.54.815.G EM24.54.700/F

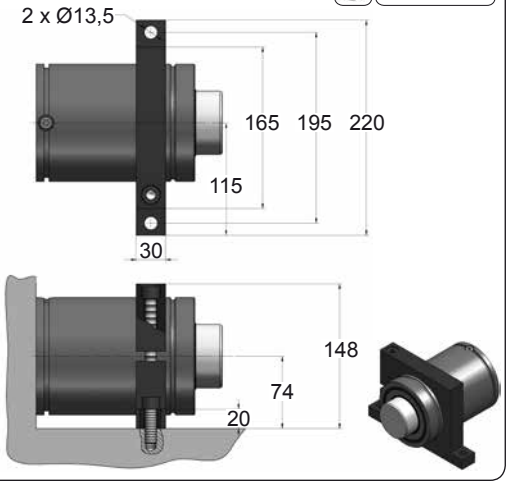

D67-120

VDI

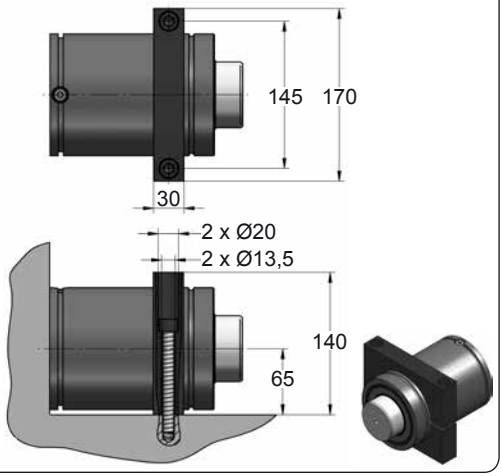







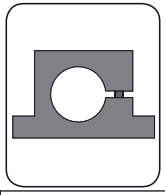

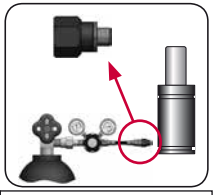

CODE		GN 5000 050	KIT XXXXXXX-S KIT XXXXXXX-C	D02-120	18 GA 5
ENG	ORDER	GAS SPRING	REPAIR KIT	FLANGE	CHARGING ADAPTER
DEU	BESTELLUNG	GASDRUCKFEDER	ERSATZTEILSATZ	FLANSCHE	LADEADAPTER
FRA	COMMANDE	RESSORT À GAZ	KIT DE RÉPARATION	BRIDE	RACCORD DE CHARGE
ITA	ORDINE	CILINDRO AD AZOTO	KIT DI MANUTENZIONE	FLANGE	ADATTATORE DI CARICO
ESP	PEDIDO	RESORTE DE GAS	KIT DE REPARACION	BRIDA	ADAPTADOR DE CARGA
POR	PEDIDO	CILINDRO DE GÁS	KIT DE MANUTENÇÃO	FLANGE	ADAPTADOR DE CARGA

GN 7500

Heavy Duty

AZOL GAS

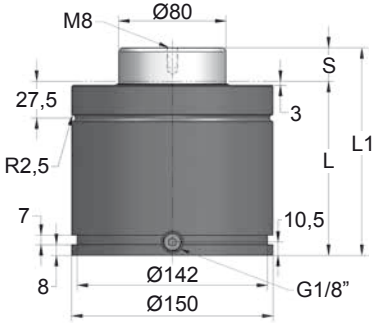

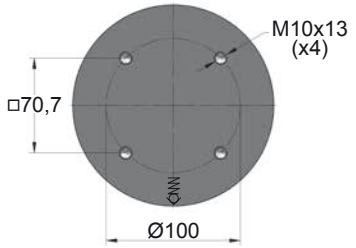





ORDER	S (mm)	L1 ±0,25 (mm)	L (mm)	Kg.
GN 7500 025	25	155	130	14.07
GN 7500 037	37.5	180	142.5	15.00
GN 7500 050	50	205	155	16.13
GN 7500 062	62.5	230	167.5	17.16
GN 7500 080	80	265	185	18.61
GN 7500 100	100	305	205	20.25
GN 7500 125	125	355	230	22.32
GN 7500 137	137.5	380	242.5	23.35
GN 7500 160	160	425	265	25.20
GN 7500 200	200	505	305	28.50
GN 7500 225	225	555	330	30.56
GN 7500 250	250	605	355	32.62

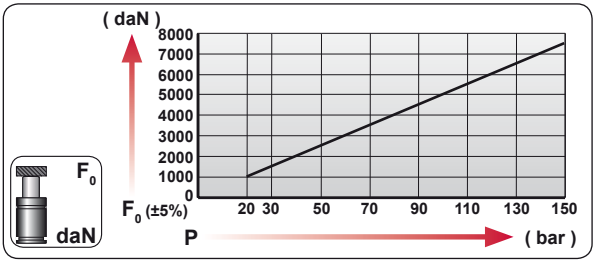

CODE	bar	psi	F_0 daN	F_1 daN
GN 7500 050	150	2175	7540	10860
GN-H 7500 050	0	0	---	---

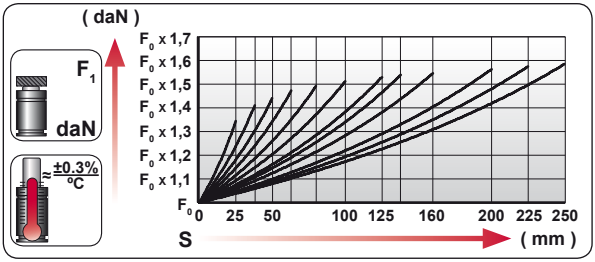

ENG	ORDER
DEU	BESTELLUNG
FRA	COMMANDE
ITA	ORDINE
ESP	PEDIDO
POR	PEDIDO



GN 7500 50

GN 7500 050

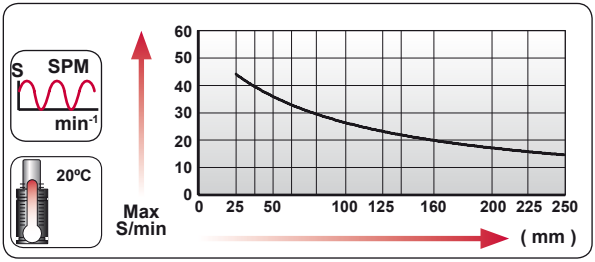



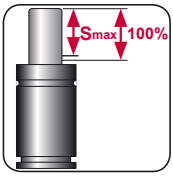

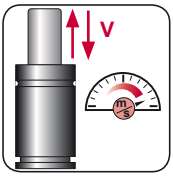



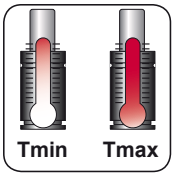



N_2	Smax < 90%	Vmax 1,6 m/s	bar psi 20 290	bar psi 150 2175	°C °F 0 32	°C °F 80 176	600 CP-

AZOL GAS

GN 7500 MOUNTS

Heavy Duty

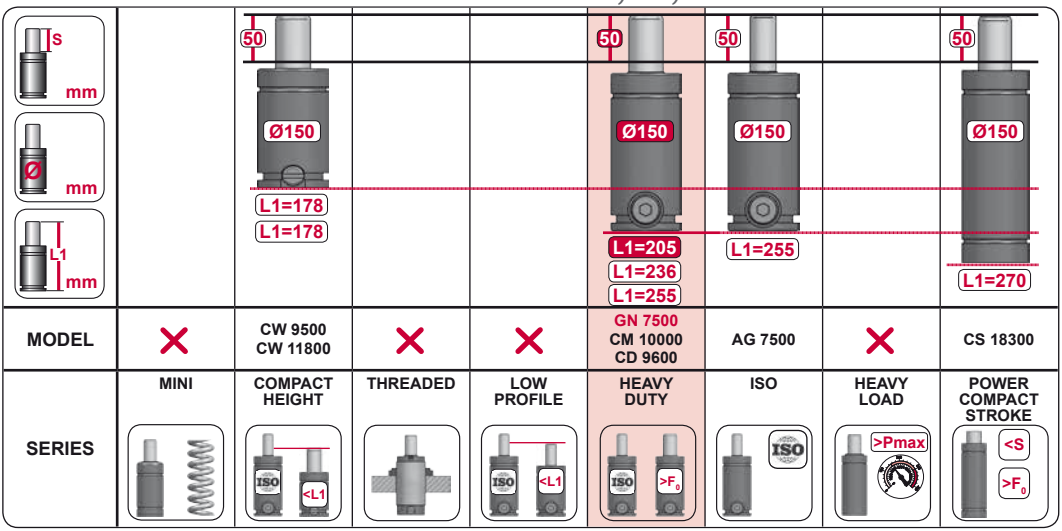

MODEL	×	CW 9500 CW 11800	×	×	GN 7500 CM 10000 CD 9600	AG 7500	×	CS 18300
SERIES	MINI	COMPACT HEIGHT	THREADED	LOW PROFILE	HEAVY DUTY	ISO	HEAVY LOAD	POWER COMPACT STROKE

A14-150

ISO E24.54.815.G EM24.54.700/F

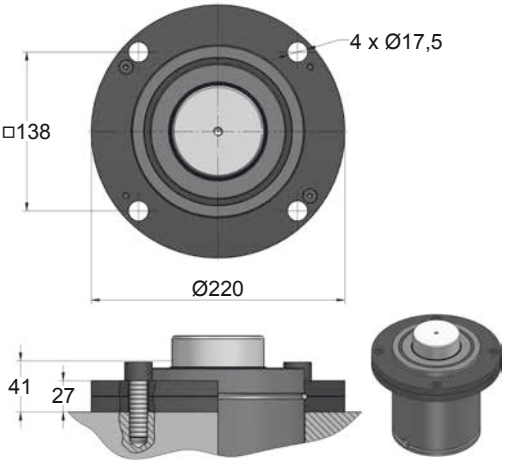

A34-150

ISO VDI

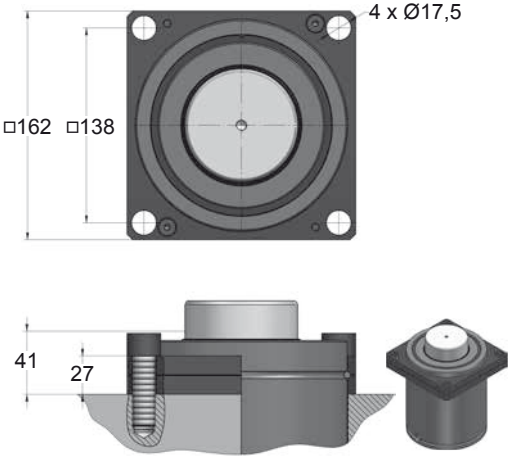



CODE		GN 7500 050	KIT XXXXXXX-S KIT XXXXXXX-C	A14-150	18 GA 5
ENG	ORDER	GAS SPRING	REPAIR KIT	FLANGE	CHARGING ADAPTER
DEU	BESTELLUNG	GASDRUCKFEDER	ERSATZTEILSATZ	FLANSCHE	LADEADAPTER
FRA	COMMANDE	RESSORT À GAZ	KIT DE RÉPARATION	BRIDE	RACCORD DE CHARGE
ITA	ORDINE	CILINDRO AD AZOTO	KIT DI MANUTENZIONE	FLANGE	ADATTATORE DI CARICO
ESP	PEDIDO	RESORTE DE GAS	KIT DE REPARACION	BRIDA	ADAPTADOR DE CARGA
POR	PEDIDO	CILINDRO DE GÁS	KIT DE MANUTENÇÃO	FLANGE	ADAPTADOR DE CARGA

GN 7500 MOUNTS

Heavy Duty

AZOL GAS

B21-150

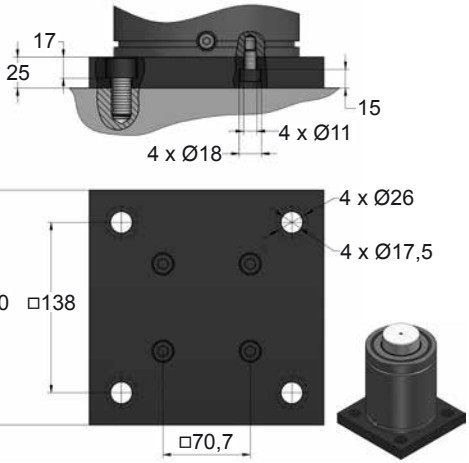

B76-150

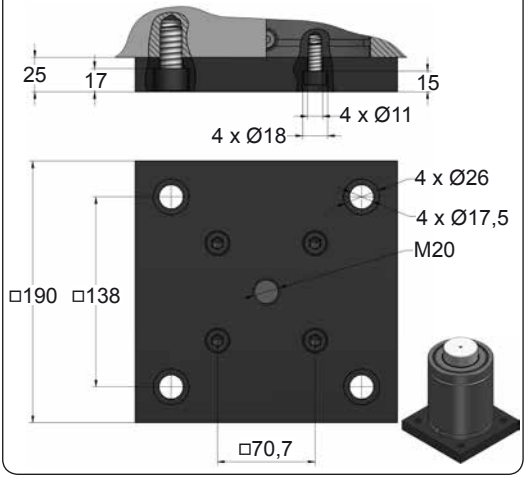

C05-150

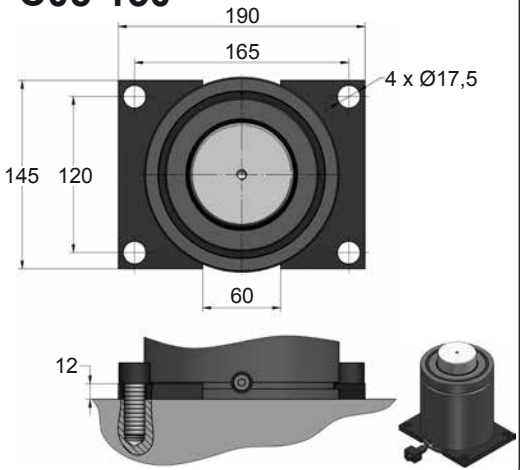

C20-150

E24.54.815.G
EM24.54.700/F

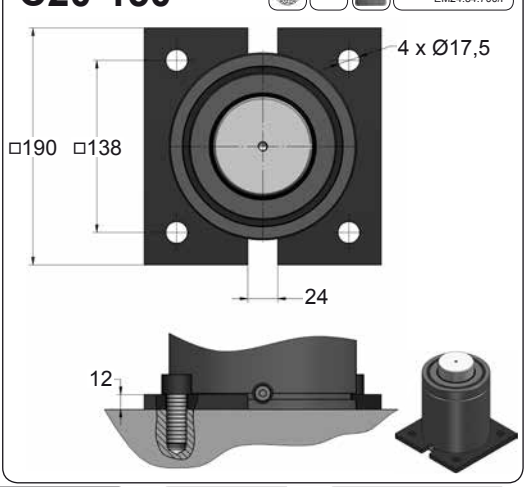



CODE		GN 7500 050	KIT XXXXXXX-S KIT XXXXXXX-C	B21-150	18 GA 5
ENG	ORDER	GAS SPRING	REPAIR KIT	FLANGE	CHARGING ADAPTER
DEU	BESTELLUNG	GASDRUCKFEDER	ERSATZTEILSATZ	FLANSCHE	LADEADAPTER
FRA	COMMANDE	RESSORT À GAZ	KIT DE RÉPARATION	BRIDE	RACCORD DE CHARGE
ITA	ORDINE	CILINDRO AD AZOTO	KIT DI MANUTENZIONE	FLANGE	ADATTATORE DI CARICO
ESP	PEDIDO	RESORTE DE GAS	KIT DE REPARACION	BRIDA	ADAPTADOR DE CARGA
POR	PEDIDO	CILINDRO DE GÁS	KIT DE MANUTENÇÃO	FLANGE	ADAPTADOR DE CARGA

AZOL GAS

GN 7500 MOUNTS

Heavy Duty

D02-150

ISO E24.54.815.G

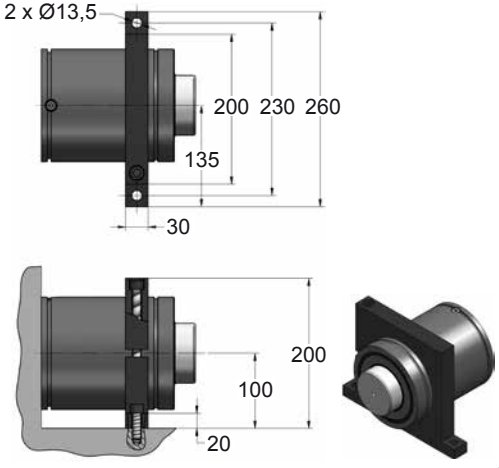

D67-150

VDI

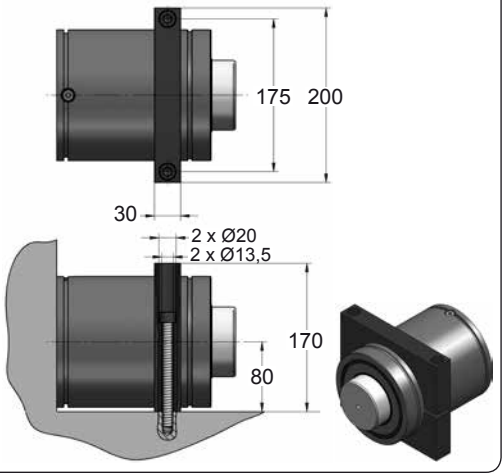







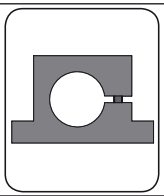

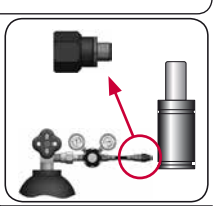

CODE		GN 7500 050	KIT XXXXXXX-S KIT XXXXXXX-C	D02-150	18 GA 5
ENG	ORDER	GAS SPRING	REPAIR KIT	FLANGE	CHARGING ADAPTER
DEU	BESTELLUNG	GASDRUCKFEDER	ERSATZTEILSATZ	FLANSCHE	LADEADAPTER
FRA	COMMANDE	RESSORT À GAZ	KIT DE RÉPARATION	BRIDE	RACCORD DE CHARGE
ITA	ORDINE	CILINDRO AD AZOTO	KIT DI MANUTENZIONE	FLANGE	ADATTATORE DI CARICO
ESP	PEDIDO	RESORTE DE GAS	KIT DE REPARACION	BRIDA	ADAPTADOR DE CARGA
POR	PEDIDO	CILINDRO DE GÁS	KIT DE MANUTENÇÃO	FLANGE	ADAPTADOR DE CARGA

AZOL GAS

FD LOW PROFILE LARGE

MODEL	F_0	Ø	S	L1	Pmax	Charge Port		
FD 300	300	Ø38	6.3 - 125	62.6 - 125	150	M6	✓	✓
FD 500	500	Ø45	6 - 125	62 - 300	150	G1/8"	✓	✓
FD 750 V1	750	Ø50	6 - 125	62 - 300	150	G1/8"	✓	✓
FD 1500 V2	1500	Ø75	25 - 100	110 - 260	150	G1/8"	✓	✓
FD 3000	3000	Ø95	25 - 125	120 - 320	150	G1/8"	✓	✓
FD 5000 V1	5000	Ø120	25 - 100	140 - 290	150	G1/8"	✓	✓

S mm	Ø mm	L1 mm							
			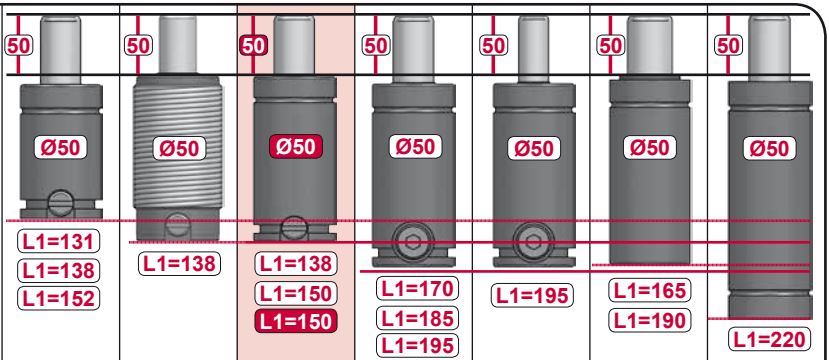						
			50	50	50	50	50	50	50
			Ø50	Ø50	Ø50	Ø50	Ø50	Ø50	Ø50
			L1=131 L1=138 L1=152	L1=138	L1=138 L1=150 L1=150	L1=170 L1=185 L1=195	L1=195	L1=165 L1=190	L1=220
		F_0 daN	1000 1000 1000	1000	1000 1000 750	750 1000 1000	750	1700 2000	1800
MODEL	✗		CR 1000 CW 1000 KZ 1000	AS 1000	CT 1000 CK 1000 FD 750	GN 750 CM 1000 CD 1000	AG 750	CPH 1700 CP 2000	CS 1800
SERIES		MINI	COMPACT HEIGHT	THREADED	LOW PROFILE	HEAVY DUTY	ISO	HEAVY LOAD	POWER COMPACT STROKE

FD 300

Low Profile

AZOL GAS

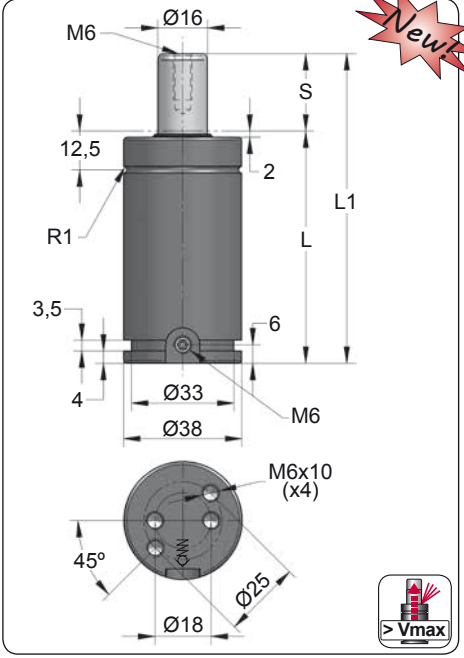

Newt

CODE	S (mm)	L1 ±0,25 (mm)	L (mm)	Kg.
FD 300 006	6.3	62.6	56.3	0.39
FD 300 010	10	70	60	0.41
FD 300 012	12.7	75.4	62.7	0.43
FD 300 016	16	82	66	0.45
FD 300 019	19	88	69	0.47
FD 300 025	25	100	75	0.50
FD 300 032	32	114	82	0.54
FD 300 038	38	126	88	0.58
FD 300 050	50	150	100	0.65
FD 300 063	63.5	177	113.5	0.73
FD 300 080	80	210	130	0.83
FD 300 100	100	250	150	0.95
FD 300 125	125	300	175	1.10

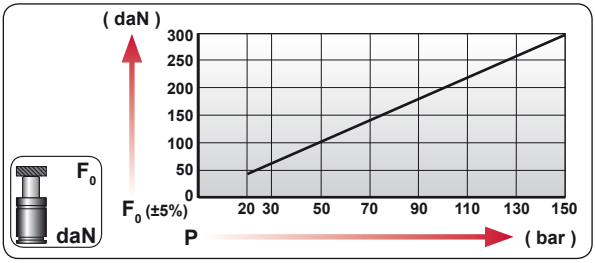

CODE	bar	psi	F0 daN	F1 daN
FD 300 050	150	2175	300	430
FD-H 300 050	0	0	---	---

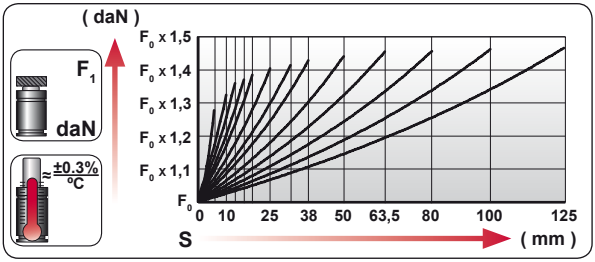

ENG	ORDER
DEU	BESTELLUNG
FRA	COMMANDE
ITA	ORDINE
ESP	PEDIDO
POR	PEDIDO

F0 daN — S mm

FD 300 50

FD 300 050

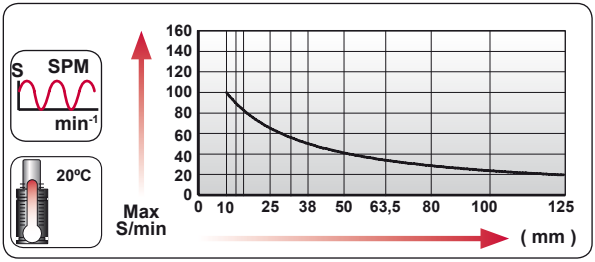



N_2	Smax < 90%	Vmax 1,6 m/s	bar psi 20 290	bar psi 150 2175	ºC ºF 0 32	ºC ºF 80 176	600 CP-

AZOL GAS

FD 300 MOUNTS

Low Profile

A14-038

E24.54.815.G
EM24.54.700/F

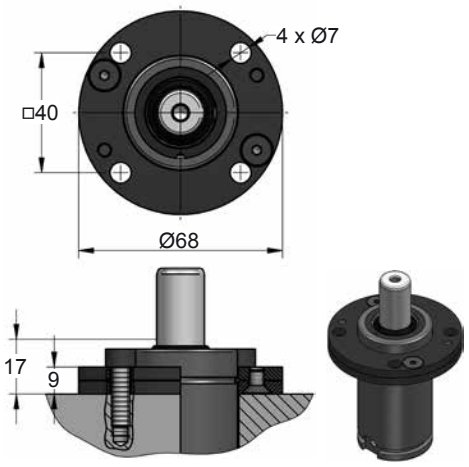

A34-038

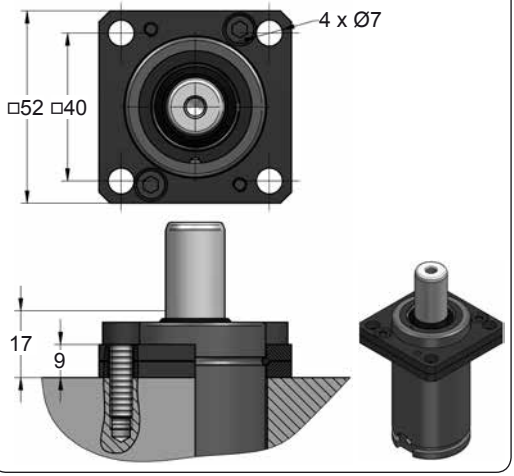

B76-038

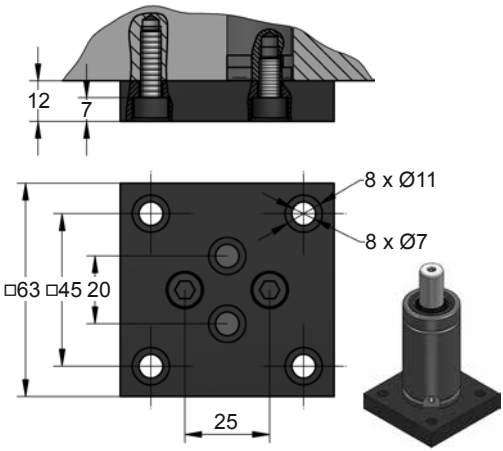

C05-038

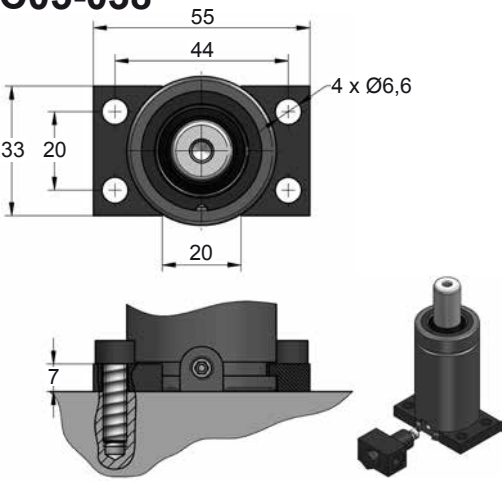







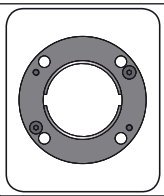

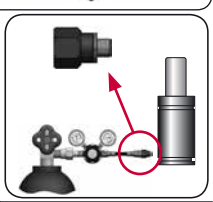

CODE		FD 300 050	KIT XXXXXXX-S KIT XXXXXXX-C	A14-038	06 GA 11
ENG	ORDER	GAS SPRING	REPAIR KIT	FLANGE	CHARGING ADAPTER
DEU	BESTELLUNG	GASDRUCKFEDER	ERSATZTEILSATZ	FLANSCHE	LADEADAPTER
FRA	COMMANDE	RESSORT À GAZ	KIT DE RÉPARATION	BRIDE	RACCORD DE CHARGE
ITA	ORDINE	CILINDRO AD AZOTO	KIT DI MANUTENZIONE	FLANGE	ADATTATORE DI CARICO
ESP	PEDIDO	RESORTE DE GAS	KIT DE REPARACION	BRIDA	ADAPTADOR DE CARGA
POR	PEDIDO	CILINDRO DE GÁS	KIT DE MANUTENÇÃO	FLANGE	ADAPTADOR DE CARGA

FD 500

Low Profile

		RENAULT EM24.54.700

AZOL GAS

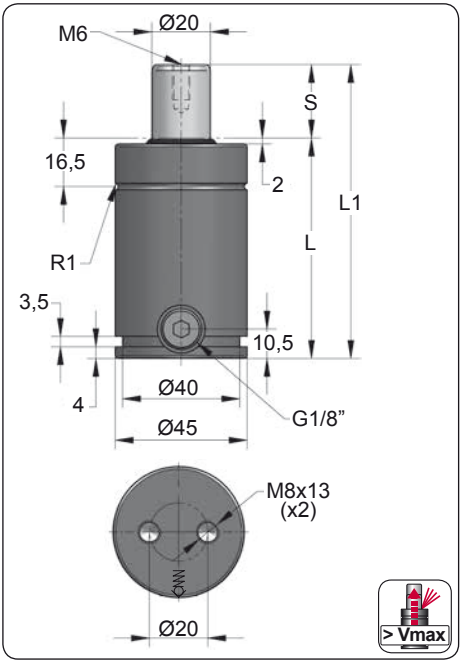

ORDER	S (mm)	L1 ±0,25 (mm)	L (mm)	Kg.
FD 500 006	6	62	56	0.54
FD 500 012	12.7	75.4	62.7	0.57
FD 500 019	19	88	69	0.60
FD 500 025	25	100	75	0.64
FD 500 032	32	114	82	0.68
FD 500 038	38	126	88	0.72
FD 500 050	50	150	100	0.81
FD 500 063	63.5	177	113.5	0.87
FD 500 080	80	210	130	0.97
FD 500 100	100	250	150	1.10
FD 500 125	125	300	175	1.24

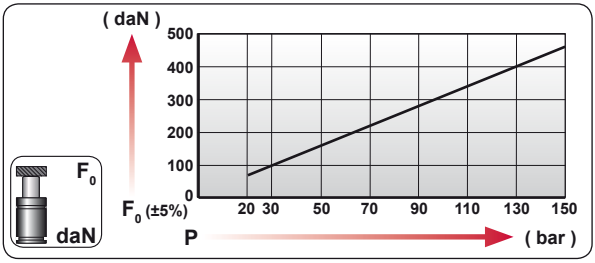

CODE	bar	psi	F0 daN	F1 daN
FD 500 050	150	2175	470	640
FD-H 500 050	0	0	---	---

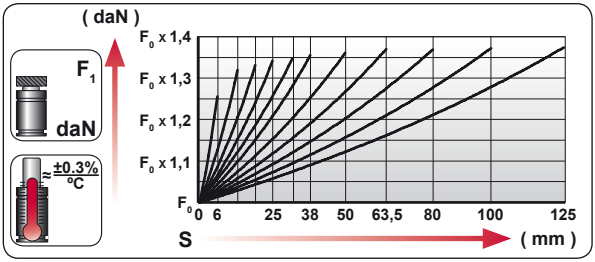

ENG	ORDER
DEU	BESTELLUNG
FRA	COMMANDE
ITA	ORDINE
ESP	PEDIDO
POR	PEDIDO



FD 500 50

FD 500 050

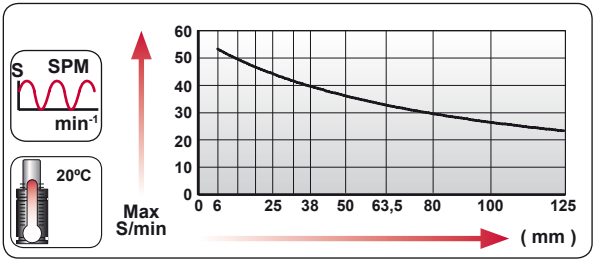



N_2	Smax < 90%	Vmax 1,6 m/s	bar psi 20 290	bar psi 150 2175	°C °F 0 32	°C °F 80 176	600 CP-

AZOL GAS

FD 500 MOUNTS

Low Profile

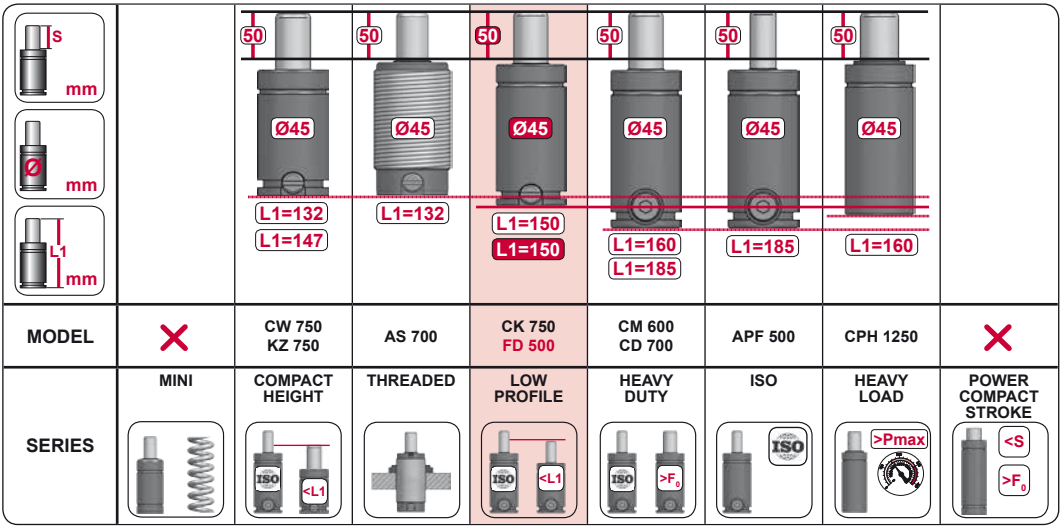

MODEL		CW 750 KZ 750	AS 700	CK 750 FD 500	CM 600 CD 700	APF 500	CPH 1250	
SERIES	MINI	COMPACT HEIGHT	THREADED	LOW PROFILE	HEAVY DUTY	ISO	HEAVY LOAD	POWER COMPACT STROKE

A14-045

ISO · E24.54.815.G · EM24.54.700/F

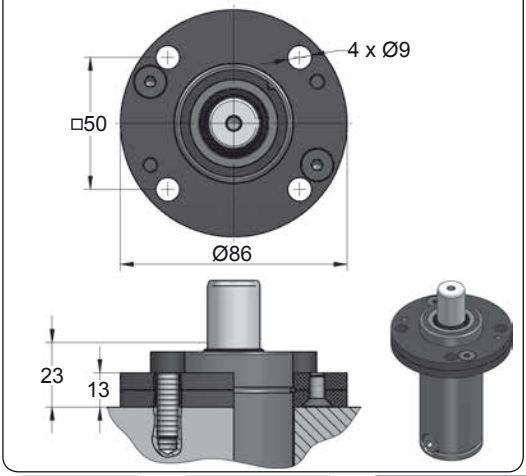

A34-045

ISO · VDI

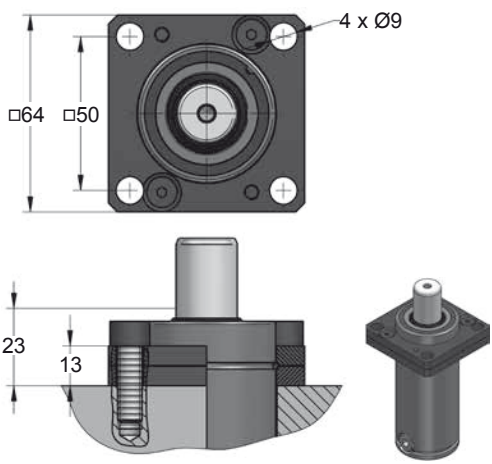







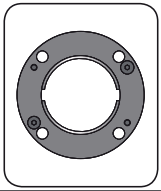

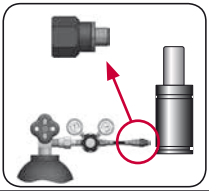

CODE		FD 500 050	KIT XXXXXXX-S KIT XXXXXXX-C	A14-045	18 GA 5
ENG	ORDER	GAS SPRING	REPAIR KIT	FLANGE	CHARGING ADAPTER
DEU	BESTELLUNG	GASDRUCKFEDER	ERSATZTEILSATZ	FLANSCHE	LADEADAPTER
FRA	COMMANDE	RESSORT À GAZ	KIT DE RÉPARATION	BRIDE	RACCORD DE CHARGE
ITA	ORDINE	CILINDRO AD AZOTO	KIT DI MANUTENZIONE	FLANGE	ADATTATORE DI CARICO
ESP	PEDIDO	RESORTE DE GAS	KIT DE REPARACION	BRIDA	ADAPTADOR DE CARGA
POR	PEDIDO	CILINDRO DE GÁS	KIT DE MANUTENÇÃO	FLANGE	ADAPTADOR DE CARGA

FD 500 MOUNTS

Low Profile

AZOL GAS

B21-045

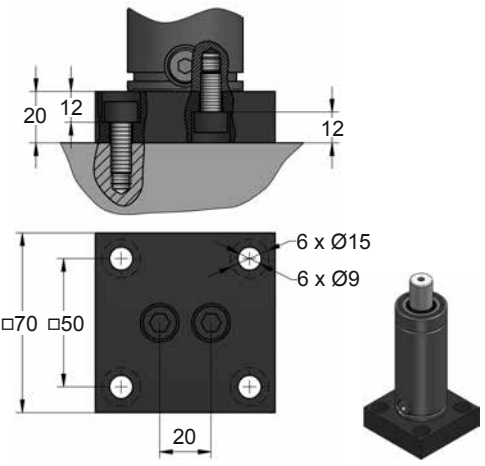

B51-045

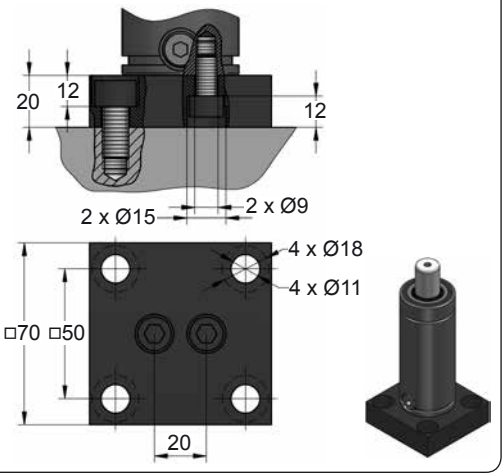

B76-045

ISO E24.54.815.G

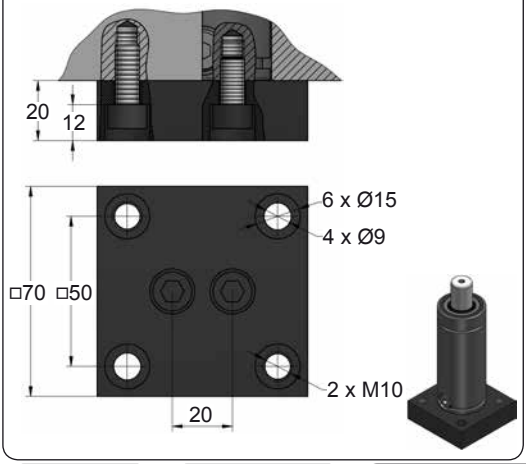







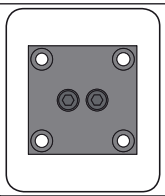

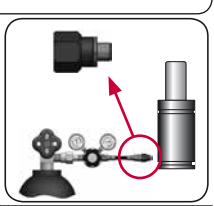

CODE		FD 500 050	KIT XXXXXXX-S KIT XXXXXXX-C	B21-045	18 GA 5
ENG	ORDER	GAS SPRING	REPAIR KIT	FLANGE	CHARGING ADAPTER
DEU	BESTELLUNG	GASDRUCKFEDER	ERSATZTEILSATZ	FLANSCHE	LADEADAPTER
FRA	COMMANDE	RESSORT À GAZ	KIT DE RÉPARATION	BRIDE	RACCORD DE CHARGE
ITA	ORDINE	CILINDRO AD AZOTO	KIT DI MANUTENZIONE	FLANGE	ADATTATORE DI CARICO
ESP	PEDIDO	RESORTE DE GAS	KIT DE REPARACION	BRIDA	ADAPTADOR DE CARGA
POR	PEDIDO	CILINDRO DE GÁS	KIT DE MANUTENÇÃO	FLANGE	ADAPTADOR DE CARGA

AZOL GAS

FD 500 MOUNTS

Low Profile

C05-045

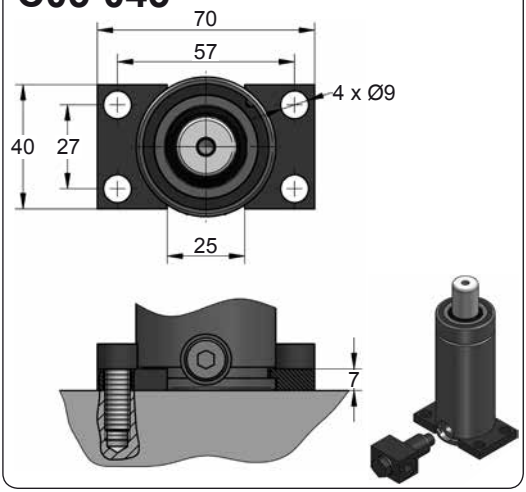

C20-045

ISO VDI E24.54.815.G EM24.54.700/F

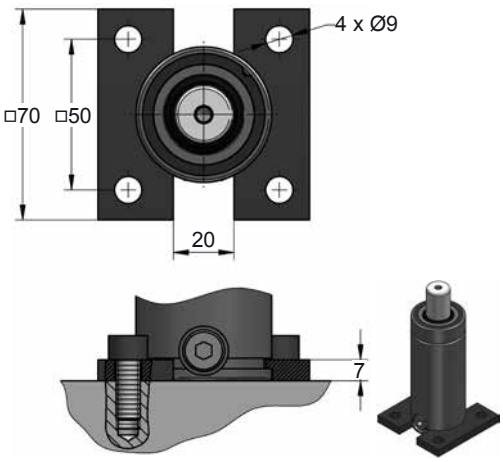

D02-045

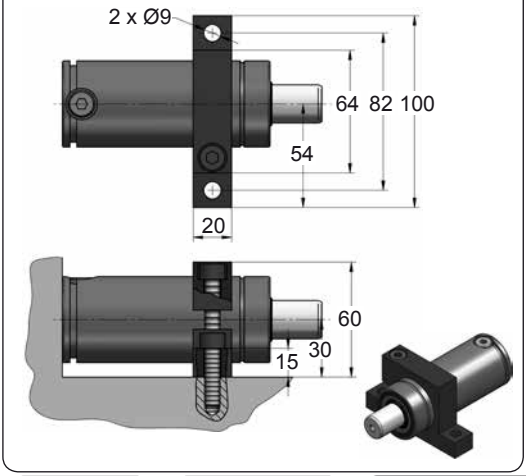

D67-045

VDI

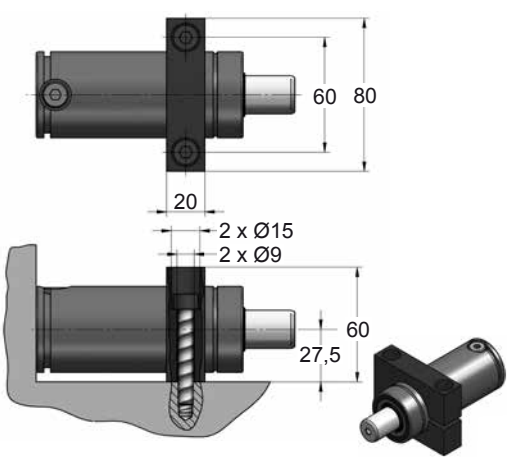







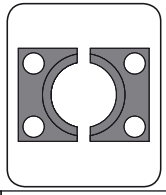

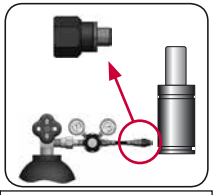

CODE		FD 500 050	KIT XXXXXXX-S KIT XXXXXXX-C	C05-045	18 GA 5
ENG	ORDER	GAS SPRING	REPAIR KIT	FLANGE	CHARGING ADAPTER
DEU	BESTELLUNG	GASDRUCKFEDER	ERSATZTEILSATZ	FLANSCHE	LADEADAPTER
FRA	COMMANDE	RESSORT À GAZ	KIT DE RÉPARATION	BRIDE	RACCORD DE CHARGE
ITA	ORDINE	CILINDRO AD AZOTO	KIT DI MANUTENZIONE	FLANGE	ADATTATORE DI CARICO
ESP	PEDIDO	RESORTE DE GAS	KIT DE REPARACION	BRIDA	ADAPTADOR DE CARGA
POR	PEDIDO	CILINDRO DE GÁS	KIT DE MANUTENÇÃO	FLANGE	ADAPTADOR DE CARGA

FD 750

Low Profile

AZOL GAS

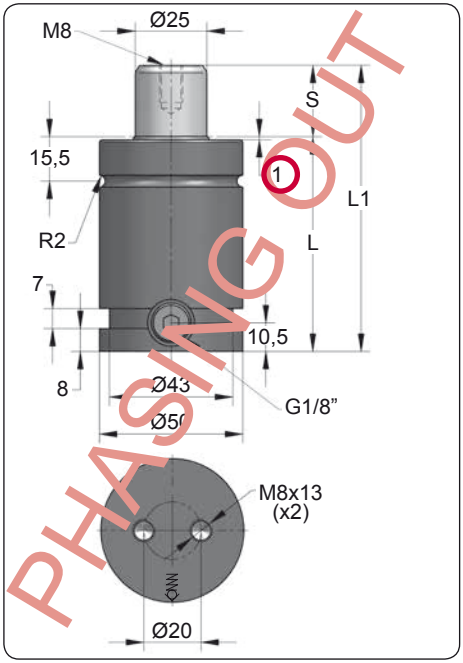

PHASING OUT

ORDER	S (mm)	L1 ±0,25 (mm)	L (mm)	Kg.
FD 750 006	6	62	56	0.68
FD 750 012	12.7	75.4	62.7	0.74
FD 750 019	19	88	69	0.80
FD 750 025	25	100	75	0.86
FD 750 038	38	126	88	0.97
FD 750 050	50	150	100	1.06
FD 750 063	63.5	177	113.5	1.18
FD 750 080	80	210	130	1.37
FD 750 100	100	250	150	1.50
FD 750 125	125	300	175	1.78

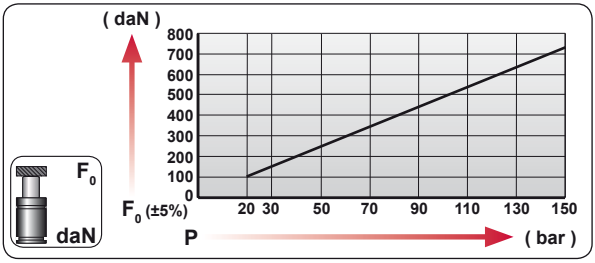

CODE	bar	psi	F0 daN	F1 daN
FD 750 050	150	2175	740	1195
FD-H 750 050	0	0	---	---

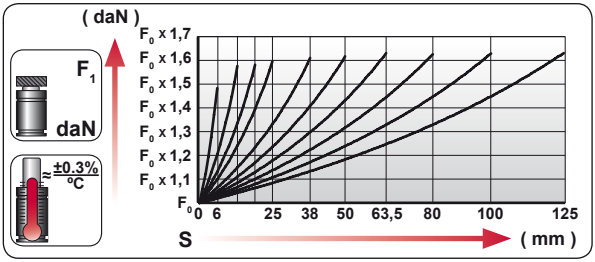

ENG	ORDER
DEU	BESTELLUNG
FRA	COMMANDE
ITA	ORDINE
ESP	PEDIDO
POR	PEDIDO

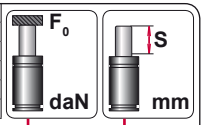

FD 750 50

FD 750 050

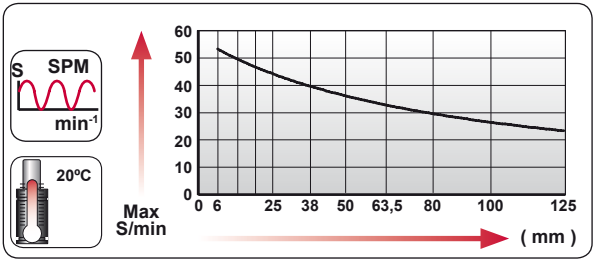



N_2	Smax < 90%	Vmax 1,6 m/s	bar psi 20 290	bar psi 150 2175	°C °F 0 32	°C °F 80 176	600 CP-

AZOL GAS

FD 750 MOUNTS

Low Profile

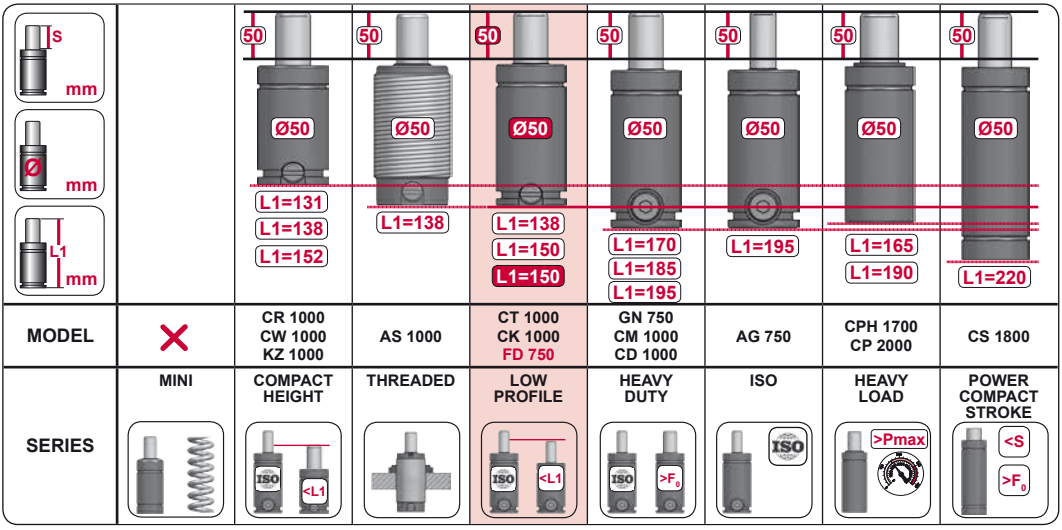

MODEL		CR 1000 CW 1000 KZ 1000	AS 1000	CT 1000 CK 1000 FD 750	GN 750 CM 1000 CD 1000	AG 750	CPH 1700 CP 2000	CS 1800
SERIES	MINI	COMPACT HEIGHT	THREADED	LOW PROFILE	HEAVY DUTY	ISO	HEAVY LOAD	POWER COMPACT STROKE



CODE		FD 750 050	KIT XXXXXXX-S KIT XXXXXXX-C	A14-050	18 GA 5
ENG	ORDER	GAS SPRING	REPAIR KIT	FLANGE	CHARGING ADAPTER
DEU	BESTELLUNG	GASDRUCKFEDER	ERSATZTEILSATZ	FLANSCHE	LADEADAPTER
FRA	COMMANDE	RESSORT À GAZ	KIT DE RÉPARATION	BRIDE	RACCORD DE CHARGE
ITA	ORDINE	CILINDRO AD AZOTO	KIT DI MANUTENZIONE	FLANGE	ADATTATORE DI CARICO
ESP	PEDIDO	RESORTE DE GAS	KIT DE REPARACION	BRIDA	ADAPTADOR DE CARGA
POR	PEDIDO	CILINDRO DE GÁS	KIT DE MANUTENÇÃO	FLANGE	ADAPTADOR DE CARGA

FD 750 V1

Low Profile

MB B8 3180 220 000 003		RENAULT EM24.54.700

AZOL GAS

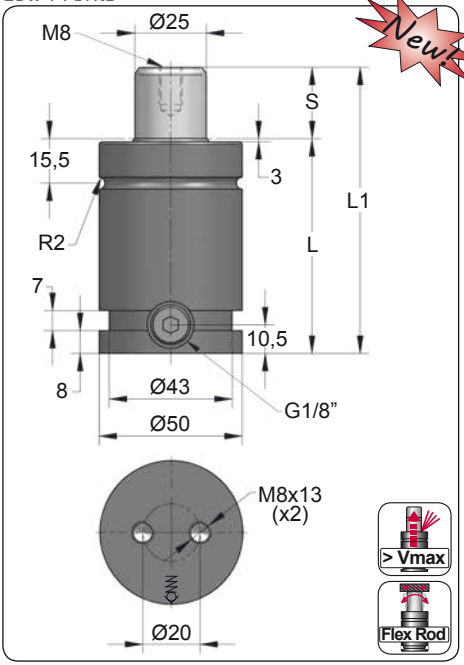

Newt

ORDER	S (mm)	L1 ±0,25 (mm)	L (mm)	Kg.
FD 750 006 V1	6	62	56	0.68
FD 750 012 V1	12.7	75.4	62.7	0.74
FD 750 019 V1	19	88	69	0.80
FD 750 025 V1	25	100	75	0.86
FD 750 032 V1	32	114	82	0.92
FD 750 038 V1	38	126	88	0.97
FD 750 050 V1	50	150	100	1.06
FD 750 063 V1	63.5	177	113.5	1.18
FD 750 080 V1	80	210	130	1.37
FD 750 100 V1	100	250	150	1.50
FD 750 125 V1	125	300	175	1.78

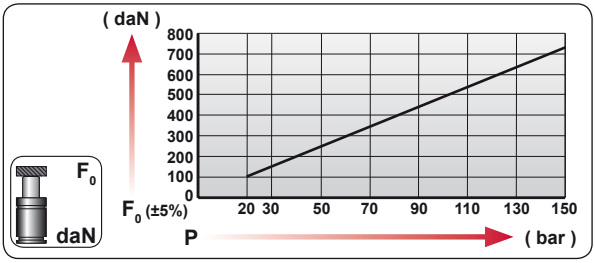

CODE	bar	psi	F0 daN	F1 daN
FD 750 050 V1	150	2175	740	1195
FD-H 750 050 V1	0	0	---	---

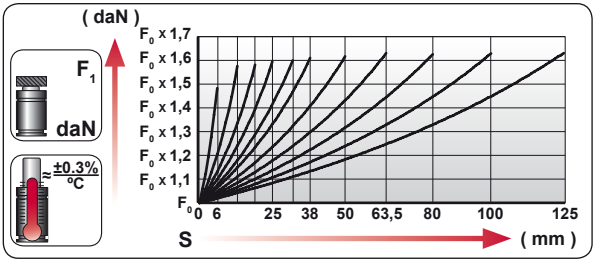

ENG	ORDER
DEU	BESTELLUNG
FRA	COMMANDE
ITA	ORDINE
ESP	PEDIDO
POR	PEDIDO



FD 750 50

FD 750 050 V1

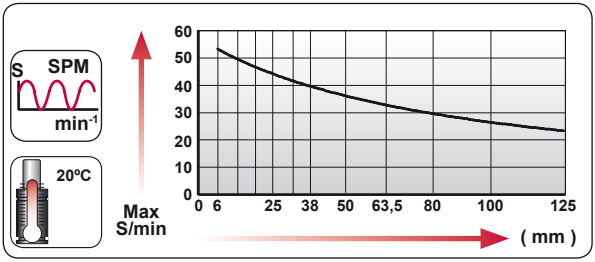



N_2	Smax < 90%	Vmax 1,6 m/s	bar psi 20 290	bar psi 150 2175	°C °F 0 32	°C °F 80 176	600 CP-

AZOL GAS

FD 750 V1 MOUNTS

Low Profile

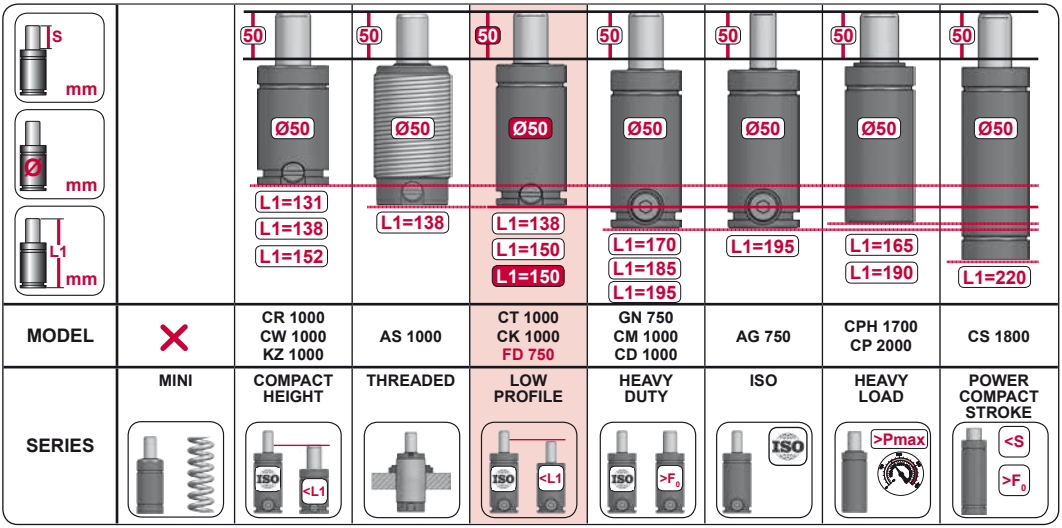

A14-050

E24.54.815.G
EM24.54.700/F

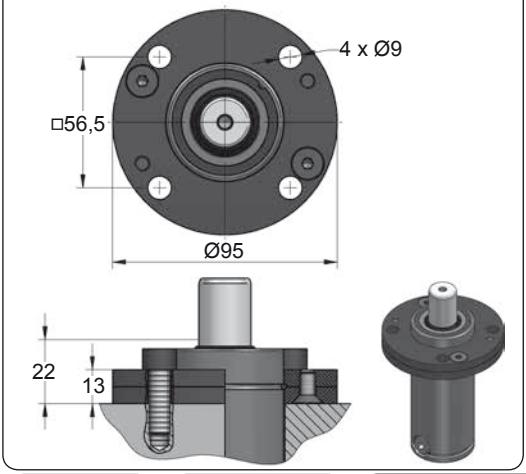

A34-050

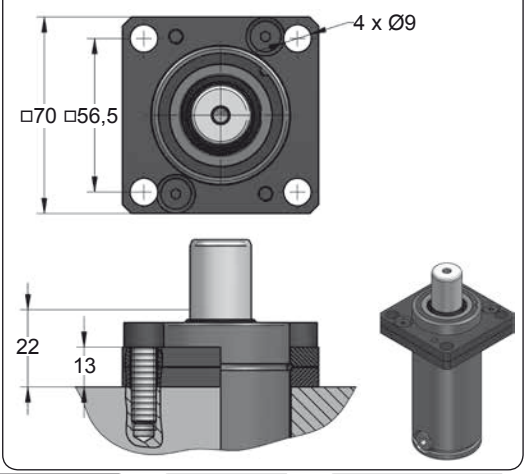



CODE		FD 750 050 V1	KIT XXXXXXX-S KIT XXXXXXX-C	A14-050	18 GA 5
ENG	ORDER	GAS SPRING	REPAIR KIT	FLANGE	CHARGING ADAPTER
DEU	BESTELLUNG	GASDRUCKFEDER	ERSATZTEILSATZ	FLANSCHE	LADEADAPTER
FRA	COMMANDE	RESSORT À GAZ	KIT DE RÉPARATION	BRIDE	RACCORD DE CHARGE
ITA	ORDINE	CILINDRO AD AZOTO	KIT DI MANUTENZIONE	FLANGE	ADATTATORE DI CARICO
ESP	PEDIDO	RESORTE DE GAS	KIT DE REPARACION	BRIDA	ADAPTADOR DE CARGA
POR	PEDIDO	CILINDRO DE GÁS	KIT DE MANUTENÇÃO	FLANGE	ADAPTADOR DE CARGA

FD 750 V1 MOUNTS

Low Profile

AZOL GAS

B21-050

EM24.54.700/F

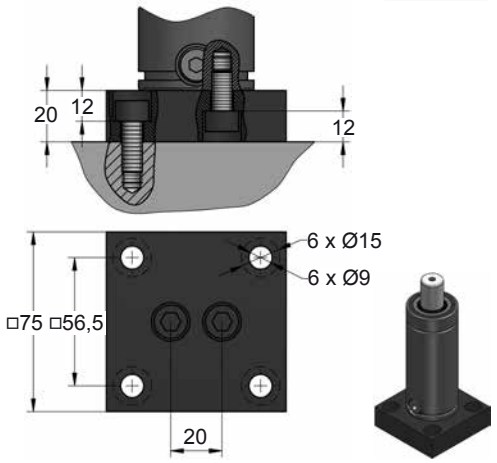

B51-050

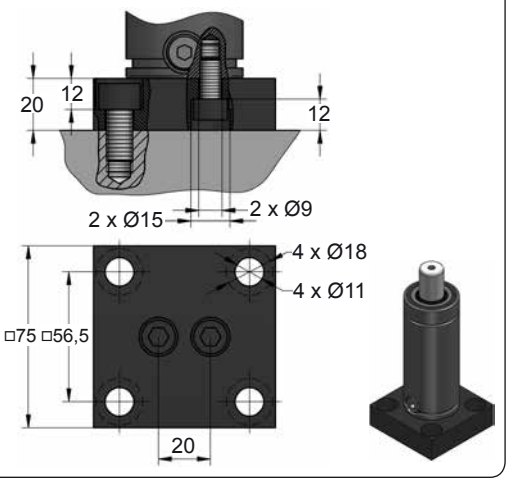

B76-050

ISO E24.54.815.G EM24.54.700/F

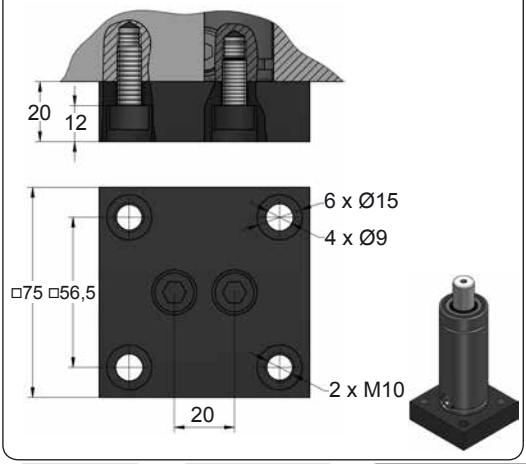







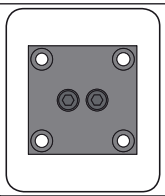

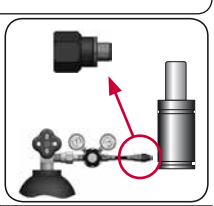

CODE		FD 750 050 V1	KIT XXXXXXX-S KIT XXXXXXX-C	B21-050	18 GA 5
ENG	ORDER	GAS SPRING	REPAIR KIT	FLANGE	CHARGING ADAPTER
DEU	BESTELLUNG	GASDRUCKFEDER	ERSATZTEILSATZ	FLANSCHE	LADEADAPTER
FRA	COMMANDE	RESSORT À GAZ	KIT DE RÉPARATION	BRIDE	RACCORD DE CHARGE
ITA	ORDINE	CILINDRO AD AZOTO	KIT DI MANUTENZIONE	FLANGE	ADATTATORE DI CARICO
ESP	PEDIDO	RESORTE DE GAS	KIT DE REPARACION	BRIDA	ADAPTADOR DE CARGA
POR	PEDIDO	CILINDRO DE GÁS	KIT DE MANUTENÇÃO	FLANGE	ADAPTADOR DE CARGA

AZOL GAS

FD 750 V1 MOUNTS

Low Profile

C05-050

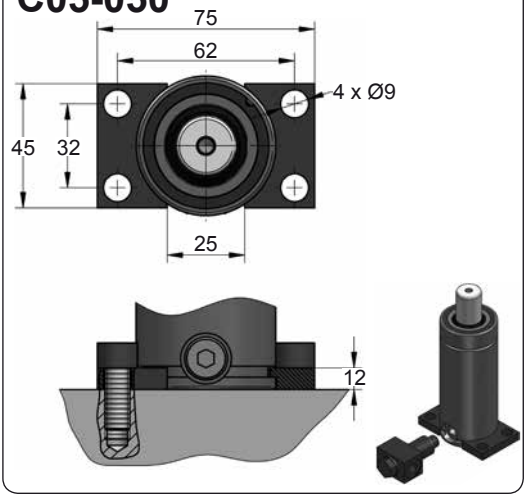

C20-050

ISO VDI E24.54.815.G EM24.54.700/F

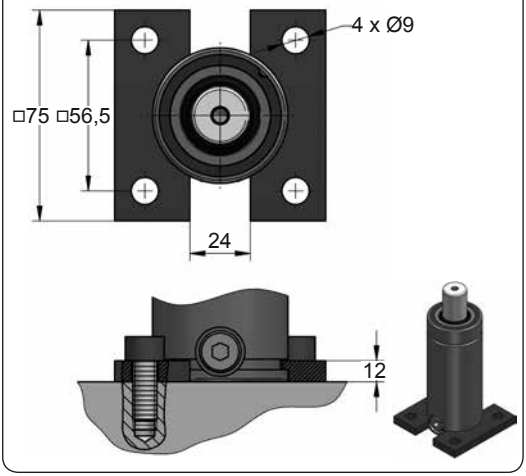

D02-050

ISO E24.54.815.G EM24.54.700/F

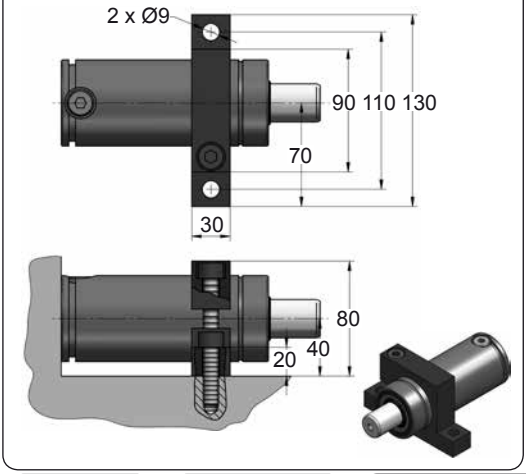

D67-050

VDI

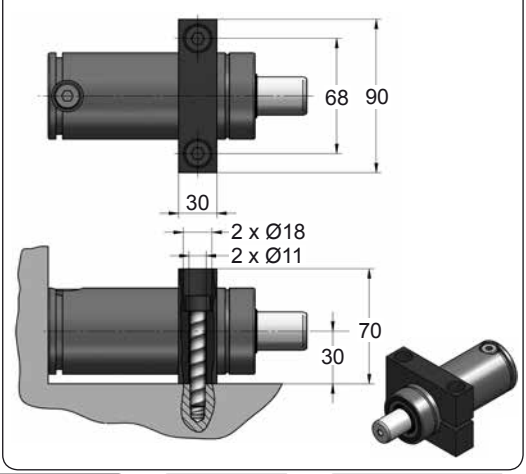







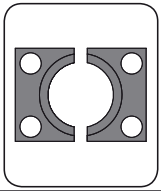

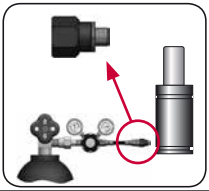

CODE		FD 750 050 V1	KIT XXXXXXX-S KIT XXXXXXX-C	C05-050	18 GA 5
ENG	ORDER	GAS SPRING	REPAIR KIT	FLANGE	CHARGING ADAPTER
DEU	BESTELLUNG	GASDRUCKFEDER	ERSATZTEILSATZ	FLANSCHE	LADEADAPTER
FRA	COMMANDE	RESSORT À GAZ	KIT DE RÉPARATION	BRIDE	RACCORD DE CHARGE
ITA	ORDINE	CILINDRO AD AZOTO	KIT DI MANUTENZIONE	FLANGE	ADATTATORE DI CARICO
ESP	PEDIDO	RESORTE DE GAS	KIT DE REPARACION	BRIDA	ADAPTADOR DE CARGA
POR	PEDIDO	CILINDRO DE GÁS	KIT DE MANUTENÇÃO	FLANGE	ADAPTADOR DE CARGA

FD 1500 V1

Low Profile

AZOL GAS

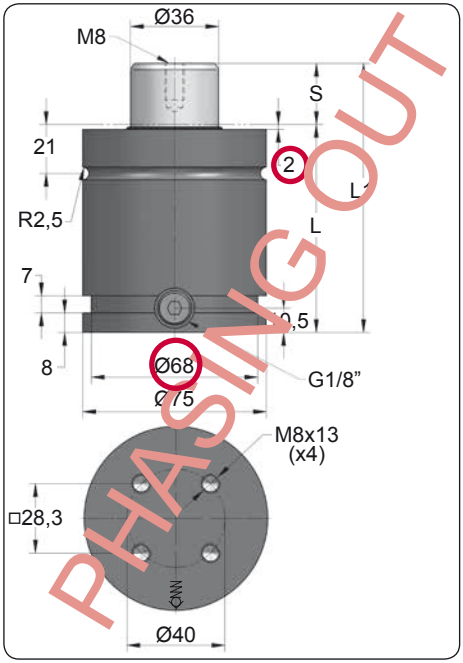

ORDER	S (mm)	L1 ±0,25 (mm)	L (mm)	Kg.
FD 1500 025 V1	25	110	85	2.11
FD 1500 038 V1	38	136	98	2.31
FD 1500 050 V1	50	160	110	2.50
FD 1500 063 V1	63.5	187	123.5	2.70
FD 1500 080 V1	80	220	140	3.04
FD 1500 100 V1	100	260	160	3.80

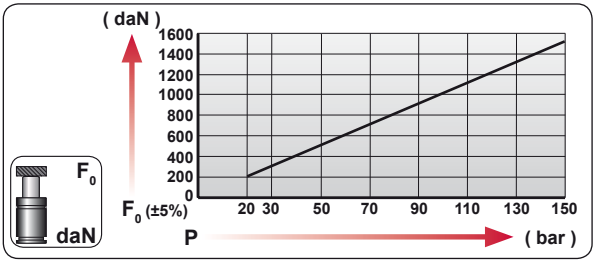

CODE	bar	psi	F0 daN	F1 daN
FD 1500 050 V1	150	2145	1530	2140
FD-H 1500 050 V1	0	0	---	---

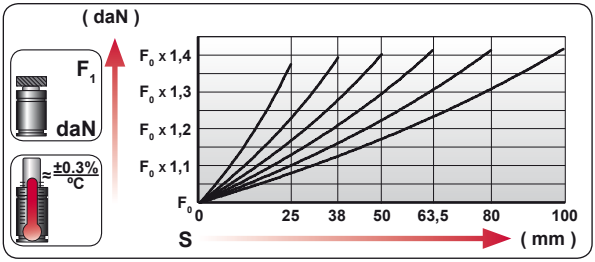

ENG	ORDER
DEU	BESTELLUNG
FRA	COMMANDE
ITA	ORDINE
ESP	PEDIDO
POR	PEDIDO

F0 daN — S mm

FD 1500 50

FD 1500 050 V1

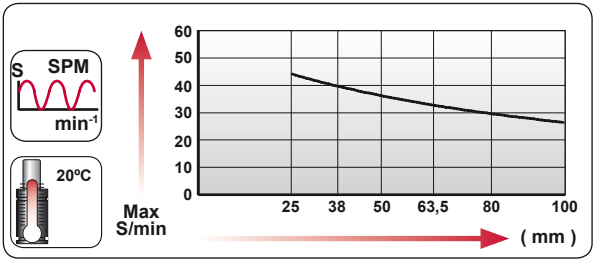



N_2	Smax < 90%	Vmax 1,6 m/s	bar psi 20 290	bar psi 150 2175	ºC ºF 0 32	ºC ºF 80 176	600 CP-

AZOL GAS

FD 1500 V1 *MOUNTS*

Low Profile

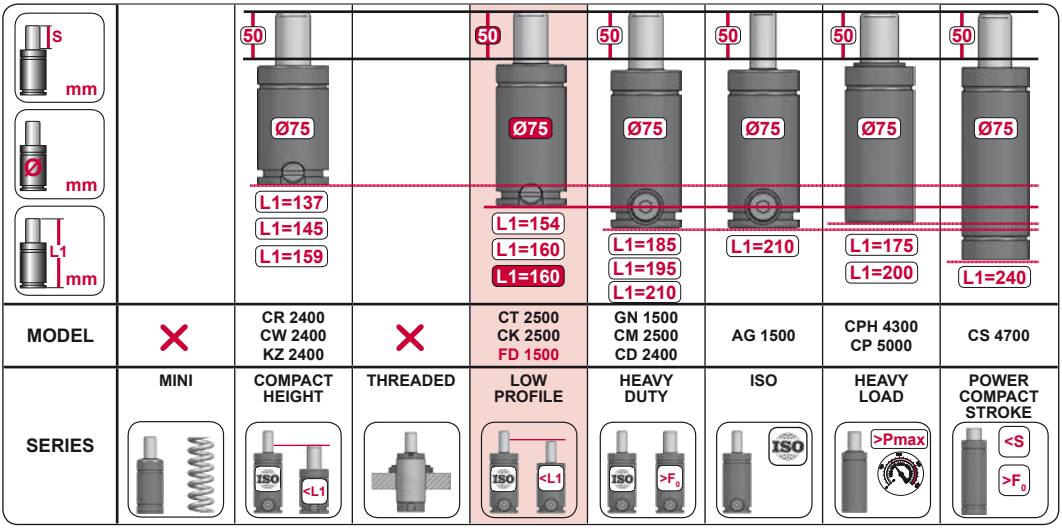

MODEL	✕	CR 2400 CW 2400 KZ 2400	✕	CT 2500 CK 2500 FD 1500	GN 1500 CM 2500 CD 2400	AG 1500	CPH 4300 CP 5000	CS 4700
SERIES	MINI	COMPACT HEIGHT	THREADED	LOW PROFILE	HEAVY DUTY	ISO	HEAVY LOAD	POWER COMPACT STROKE



CODE		FD 1500 050 V1	KIT XXXXXXX-S KIT XXXXXXX-C	A14-075	18 GA 5
ENG	ORDER	GAS SPRING	REPAIR KIT	FLANGE	CHARGING ADAPTER
DEU	BESTELLUNG	GASDRUCKFEDER	ERSATZTEILSATZ	FLANSCHE	LADEADAPTER
FRA	COMMANDE	RESSORT À GAZ	KIT DE RÉPARATION	BRIDE	RACCORD DE CHARGE
ITA	ORDINE	CILINDRO AD AZOTO	KIT DI MANUTENZIONE	FLANGE	ADATTATORE DI CARICO
ESP	PEDIDO	RESORTE DE GAS	KIT DE REPARACION	BRIDA	ADAPTADOR DE CARGA
POR	PEDIDO	CILINDRO DE GÁS	KIT DE MANUTENÇÃO	FLANGE	ADAPTADOR DE CARGA

FD 1500 V2

Low Profile

		RENAULT EM24.54.700

AZOL GAS

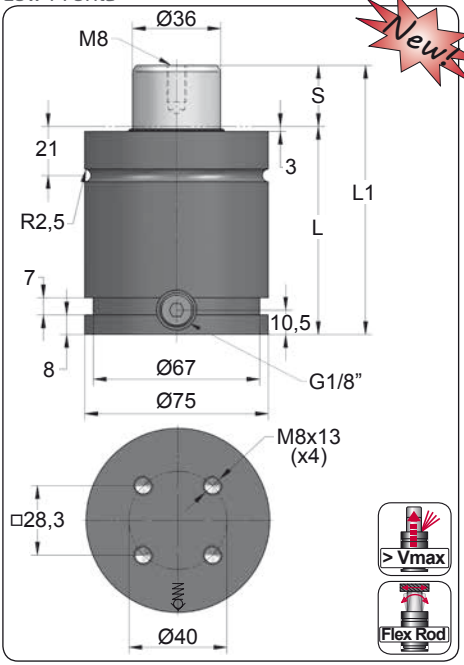

ORDER	S (mm)	L1 ±0,25 (mm)	L (mm)	Kg.
FD 1500 025 V2	25	110	85	2.11
FD 1500 032 V2	32	124	92	2.22
FD 1500 038 V2	38	136	98	2.31
FD 1500 050 V2	50	160	110	2.50
FD 1500 063 V2	63.5	187	123.5	2.70
FD 1500 080 V2	80	220	140	3.04
FD 1500 100 V2	100	260	160	3.80
FD 1500 125 V2	125	310	185	4.75

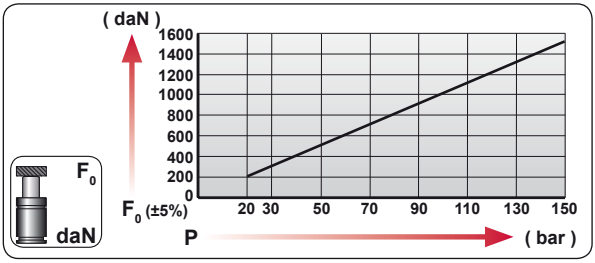

CODE	bar	psi	F_0 daN	F_1 daN
FD 1500 050 V2	150	2145	1530	2140
FD-H 1500 050 V2	0	0	---	---

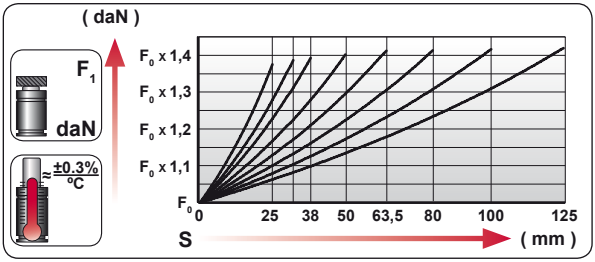

ENG	ORDER
DEU	BESTELLUNG
FRA	COMMANDE
ITA	ORDINE
ESP	PEDIDO
POR	PEDIDO

F_0 daN — S mm

FD 1500 50

FD 1500 050 V2

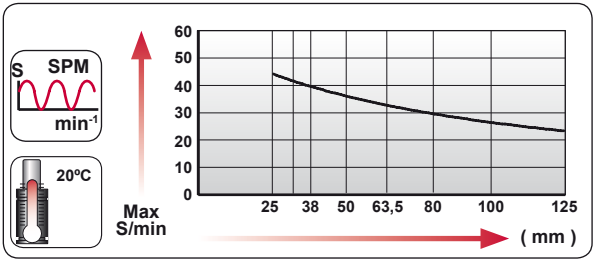



N_2	Smax < 90%	Vmax 1,6 m/s	bar psi 20 290	bar psi 150 2175	ºC ºF 0 32	ºC ºF 80 176	600 CP-

AZOL GAS

FD 1500 V2 MOUNTS

Low Profile

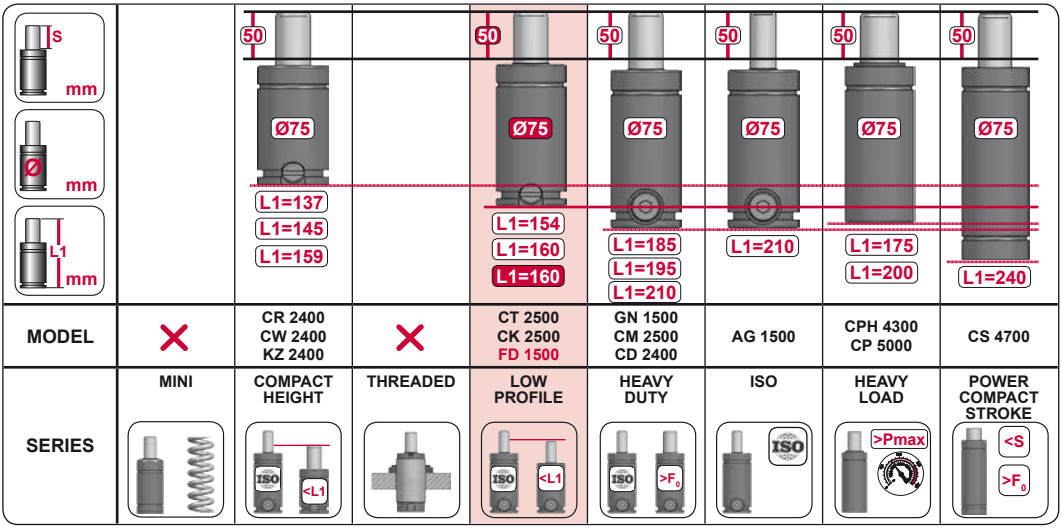

MODEL	✕	CR 2400 CW 2400 KZ 2400	✕	CT 2500 CK 2500 FD 1500	GN 1500 CM 2500 CD 2400	AG 1500	CPH 4300 CP 5000	CS 4700
SERIES	MINI	COMPACT HEIGHT	THREADED	LOW PROFILE	HEAVY DUTY	ISO	HEAVY LOAD	POWER COMPACT STROKE

A14-075

ISO E24.54.815.G EM24.54.700/F

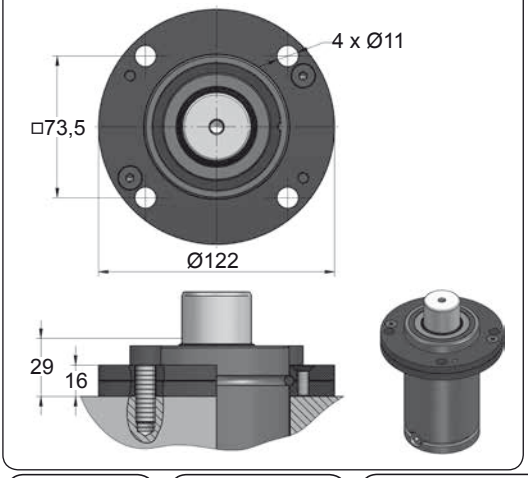

A34-075

ISO VDI

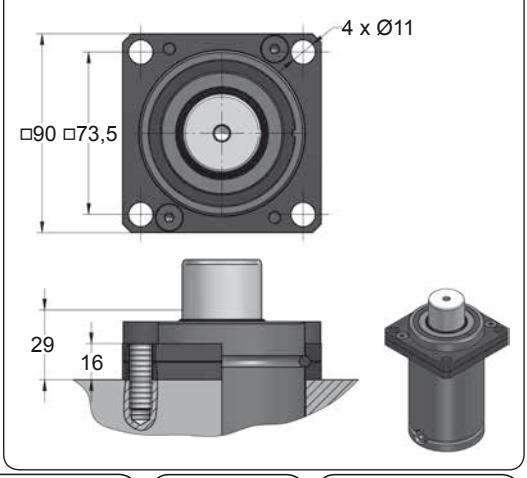







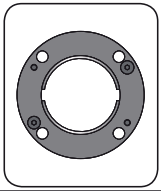

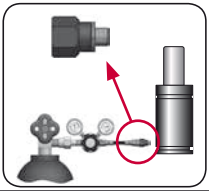

CODE		FD 1500 050 V2	KIT XXXXXXX-S KIT XXXXXXX-C	A14-075	18 GA 5
ENG	ORDER	GAS SPRING	REPAIR KIT	FLANGE	CHARGING ADAPTER
DEU	BESTELLUNG	GASDRUCKFEDER	ERSATZTEILSATZ	FLANSCHE	LADEADAPTER
FRA	COMMANDE	RESSORT À GAZ	KIT DE RÉPARATION	BRIDE	RACCORD DE CHARGE
ITA	ORDINE	CILINDRO AD AZOTO	KIT DI MANUTENZIONE	FLANGE	ADATTATORE DI CARICO
ESP	PEDIDO	RESORTE DE GAS	KIT DE REPARACION	BRIDA	ADAPTADOR DE CARGA
POR	PEDIDO	CILINDRO DE GÁS	KIT DE MANUTENÇÃO	FLANGE	ADAPTADOR DE CARGA

FD 1500 V2 MOUNTS

Low Profile

AZOL GAS

B21-075

EM24.54.700/F

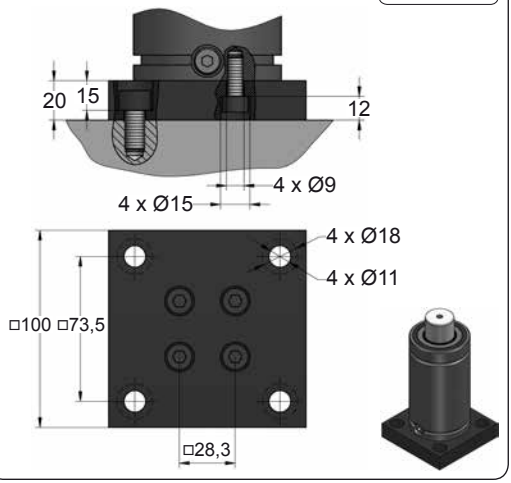

B76-075

ISO

E24.54.815.G
EM24.54.700/F

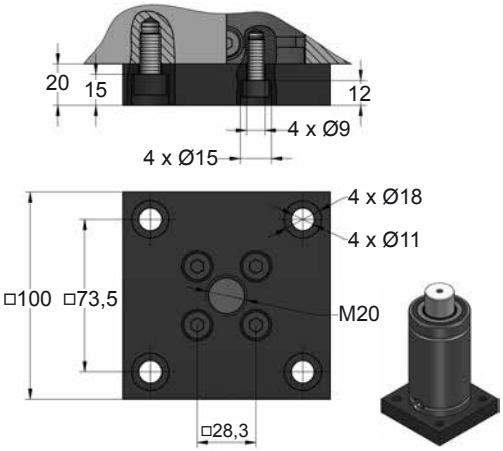

C05-075

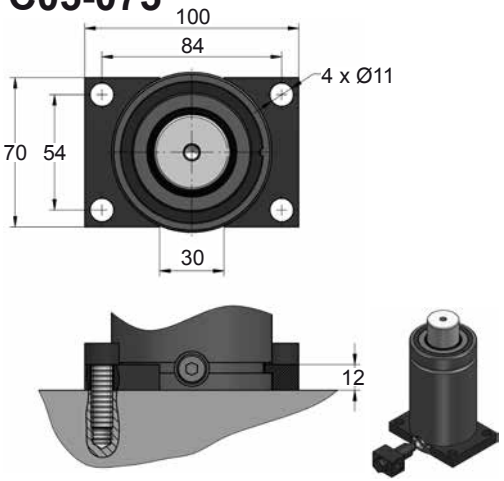

C20-075

ISO VDI

E24.54.815.G
EM24.54.700/F

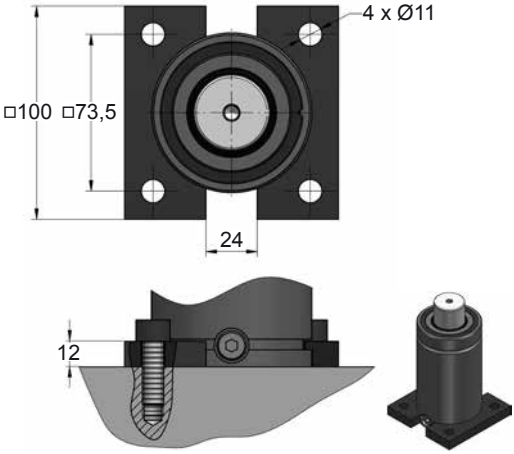







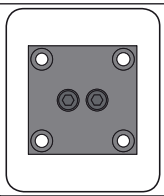

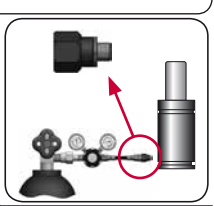

CODE		FD 1500 050 V2	KIT XXXXXXX-S KIT XXXXXXX-C	B21-075	18 GA 5
ENG	ORDER	GAS SPRING	REPAIR KIT	FLANGE	CHARGING ADAPTER
DEU	BESTELLUNG	GASDRUCKFEDER	ERSATZTEILSATZ	FLANSCHE	LADEADAPTER
FRA	COMMANDE	RESSORT À GAZ	KIT DE RÉPARATION	BRIDE	RACCORD DE CHARGE
ITA	ORDINE	CILINDRO AD AZOTO	KIT DI MANUTENZIONE	FLANGE	ADATTATORE DI CARICO
ESP	PEDIDO	RESORTE DE GAS	KIT DE REPARACION	BRIDA	ADAPTADOR DE CARGA
POR	PEDIDO	CILINDRO DE GÁS	KIT DE MANUTENÇÃO	FLANGE	ADAPTADOR DE CARGA

AZOL GAS

FD 1500 V2 MOUNTS

Low Profile

D02-075

ISO E24.54.815.G
EM24.54.700/F

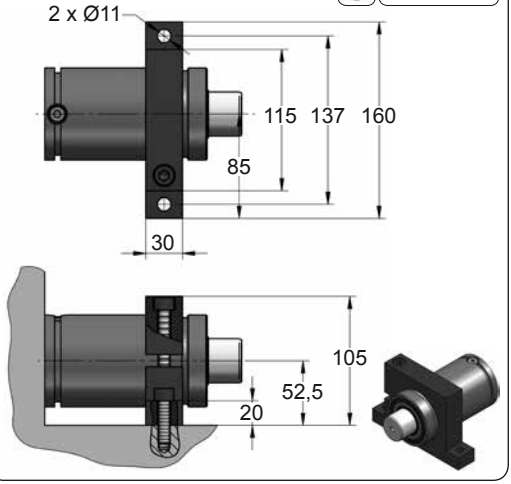

D67-075

VDI

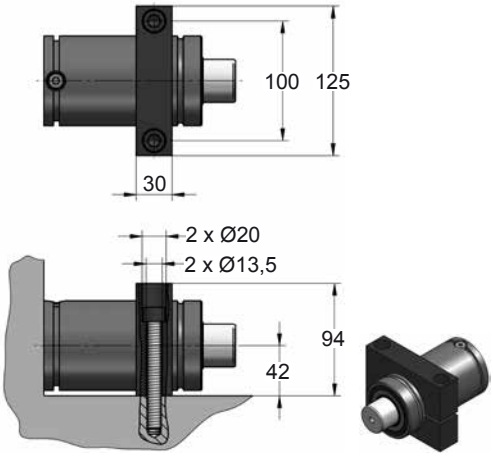







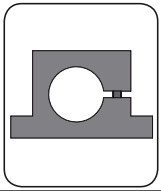

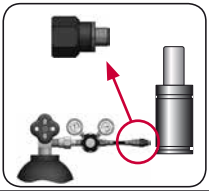

CODE		FD 1500 050 V2	KIT XXXXXXX-S KIT XXXXXXX-C	D02-075	18 GA 5
ENG	ORDER	GAS SPRING	REPAIR KIT	FLANGE	CHARGING ADAPTER
DEU	BESTELLUNG	GASDRUCKFEDER	ERSATZTEILSATZ	FLANSCHE	LADEADAPTER
FRA	COMMANDE	RESSORT À GAZ	KIT DE RÉPARATION	BRIDE	RACCORD DE CHARGE
ITA	ORDINE	CILINDRO AD AZOTO	KIT DI MANUTENZIONE	FLANGE	ADATTATORE DI CARICO
ESP	PEDIDO	RESORTE DE GAS	KIT DE REPARACION	BRIDA	ADAPTADOR DE CARGA
POR	PEDIDO	CILINDRO DE GÁS	KIT DE MANUTENÇÃO	FLANGE	ADAPTADOR DE CARGA

FD 3000

Low Profile

MB B8 3180 220 000 003		**RENAULT** EM24.54.700

AZOL GAS

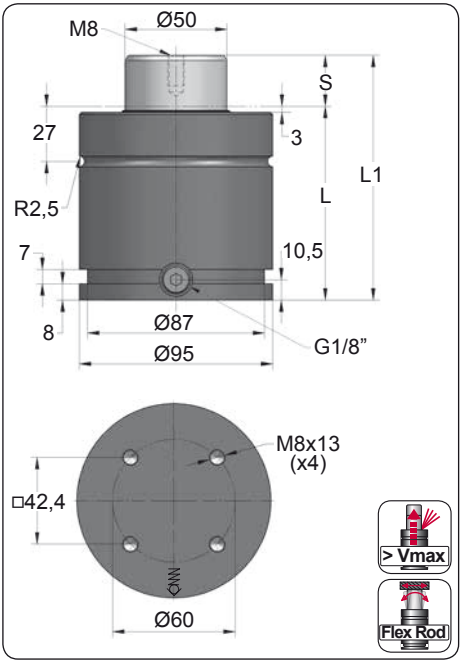

ORDER	S (mm)	L1 ±0,25 (mm)	L (mm)	Kg.
FD 3000 025	25	120	95	3.93
FD 3000 032	32	134	102	4.09
FD 3000 038	38	146	108	4.22
FD 3000 050	50	170	120	4.52
FD 3000 063	63.5	197	133.5	4.84
FD 3000 080	80	230	150	5.28
FD 3000 100	100	270	170	5.73
FD 3000 125	125	320	195	6.29

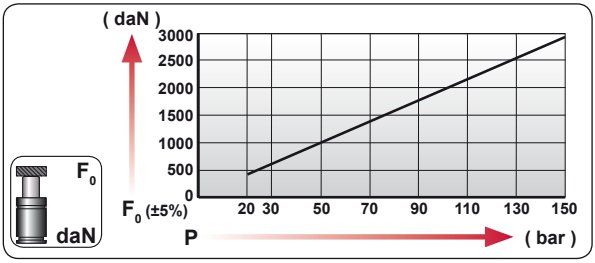

CODE	bar	psi	F_0 daN	F_1 daN
FD 3000 050	150	2175	2945	4340
FD-H 3000 050	0	0	---	---

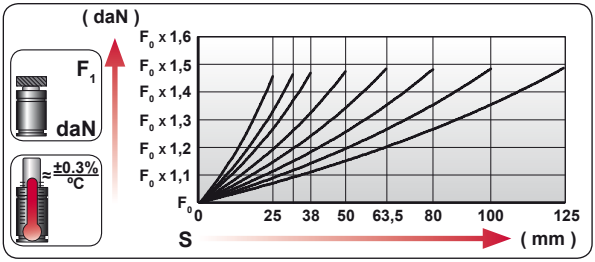

ENG	ORDER
DEU	BESTELLUNG
FRA	COMMANDE
ITA	ORDINE
ESP	PEDIDO
POR	PEDIDO

F_0 daN — S mm

FD 3000 50

FD 3000 050

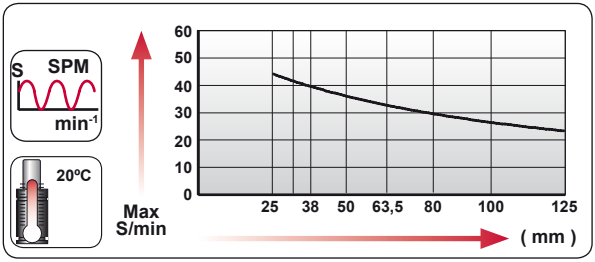



N_2	Smax < 90%	Vmax 1,6 m/s	bar psi 20 290	bar psi 150 2175	ºC ºF 0 32	ºC ºF 80 176	600 CP-

AZOL GAS

FD 3000 MOUNTS

Low Profile

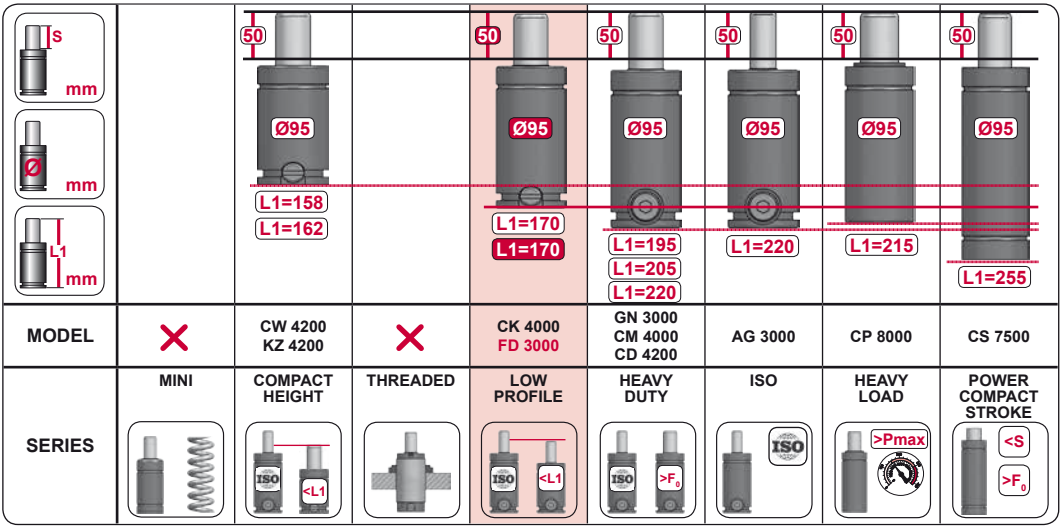

MODEL	✕	CW 4200 KZ 4200	✕	CK 4000 FD 3000	GN 3000 CM 4000 CD 4200	AG 3000	CP 8000	CS 7500
SERIES	MINI	COMPACT HEIGHT	THREADED	LOW PROFILE	HEAVY DUTY	ISO	HEAVY LOAD	POWER COMPACT STROKE

A14-095

ISO E24.54.815.G EM24.54.700/F

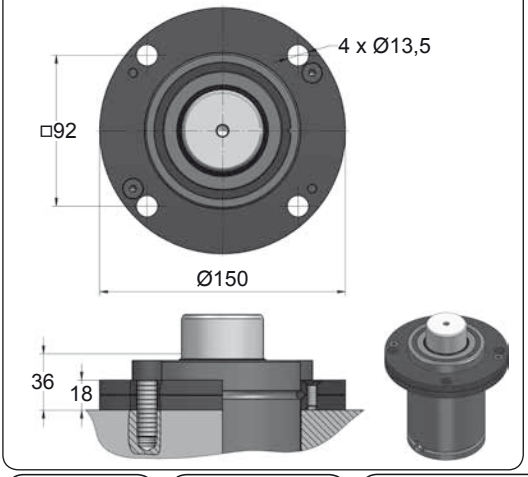

A34-095

ISO VDI

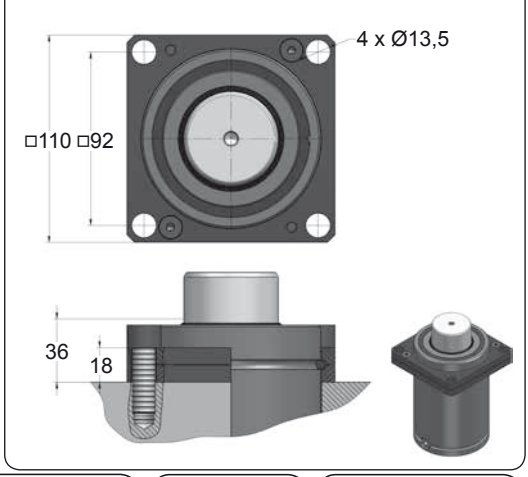







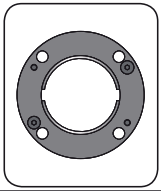

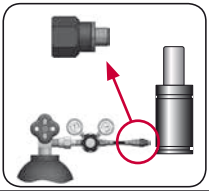

CODE		FD 3000 050	KIT XXXXXXX-S KIT XXXXXXX-C	A14-095	18 GA 5
ENG	ORDER	GAS SPRING	REPAIR KIT	FLANGE	CHARGING ADAPTER
DEU	BESTELLUNG	GASDRUCKFEDER	ERSATZTEILSATZ	FLANSCHE	LADEADAPTER
FRA	COMMANDE	RESSORT À GAZ	KIT DE RÉPARATION	BRIDE	RACCORD DE CHARGE
ITA	ORDINE	CILINDRO AD AZOTO	KIT DI MANUTENZIONE	FLANGE	ADATTATORE DI CARICO
ESP	PEDIDO	RESORTE DE GAS	KIT DE REPARACION	BRIDA	ADAPTADOR DE CARGA
POR	PEDIDO	CILINDRO DE GÁS	KIT DE MANUTENÇÃO	FLANGE	ADAPTADOR DE CARGA

FD 3000 MOUNTS

Low Profile

AZOL GAS

B21-095

EM24.54.700/F

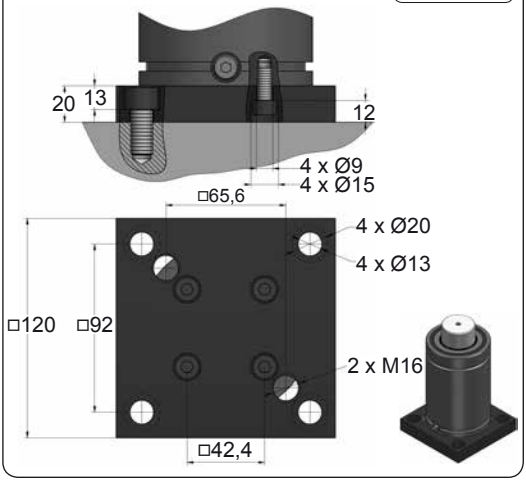

B76-095

EM24.54.700/F

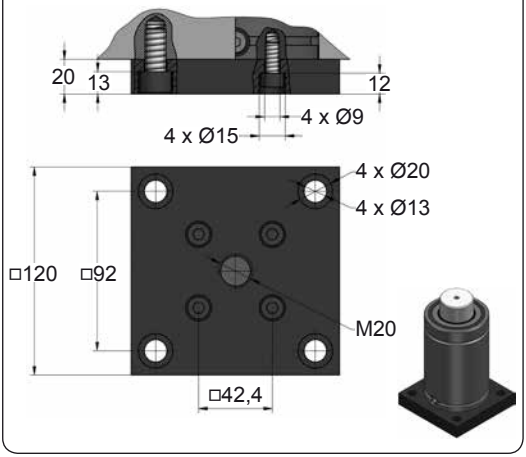

C05-095

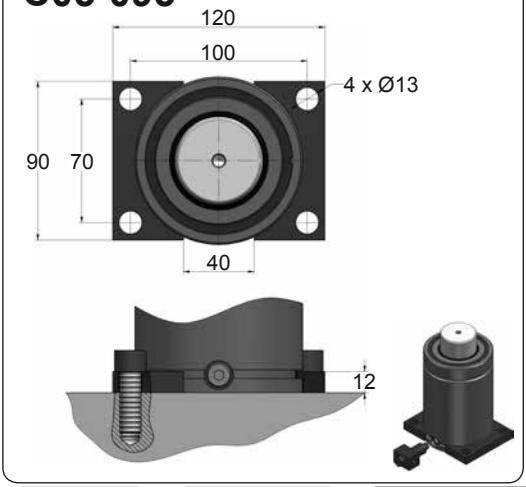

C20-095

E24.54.815.G
EM24.54.700/F

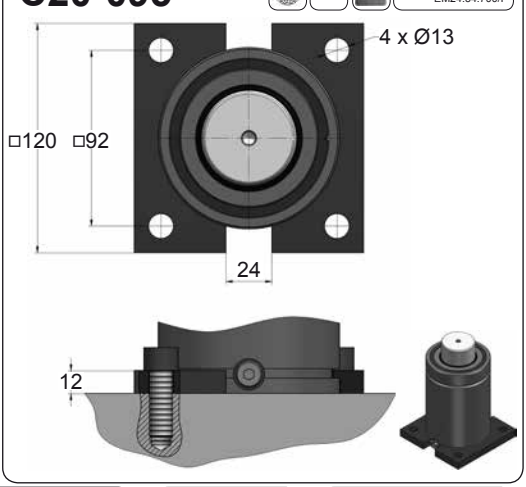







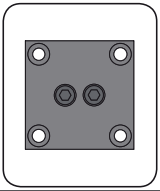

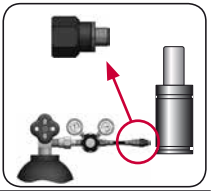

CODE		FD 3000 050	KIT XXXXXXX-S KIT XXXXXXX-C	B21-095	18 GA 5
ENG	ORDER	GAS SPRING	REPAIR KIT	FLANGE	CHARGING ADAPTER
DEU	BESTELLUNG	GASDRUCKFEDER	ERSATZTEILSATZ	FLANSCHE	LADEADAPTER
FRA	COMMANDE	RESSORT À GAZ	KIT DE RÉPARATION	BRIDE	RACCORD DE CHARGE
ITA	ORDINE	CILINDRO AD AZOTO	KIT DI MANUTENZIONE	FLANGE	ADATTATORE DI CARICO
ESP	PEDIDO	RESORTE DE GAS	KIT DE REPARACION	BRIDA	ADAPTADOR DE CARGA
POR	PEDIDO	CILINDRO DE GÁS	KIT DE MANUTENÇÃO	FLANGE	ADAPTADOR DE CARGA

AZOL GAS

FD 3000 MOUNTS

Low Profile

D02-095

ISO E24.54.815.G EM24.54.700/F

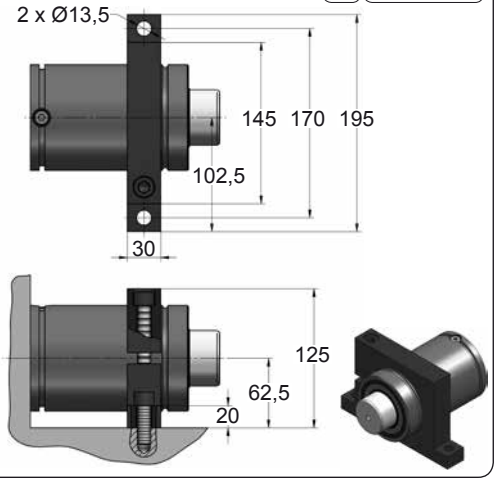

D67-095

VDI

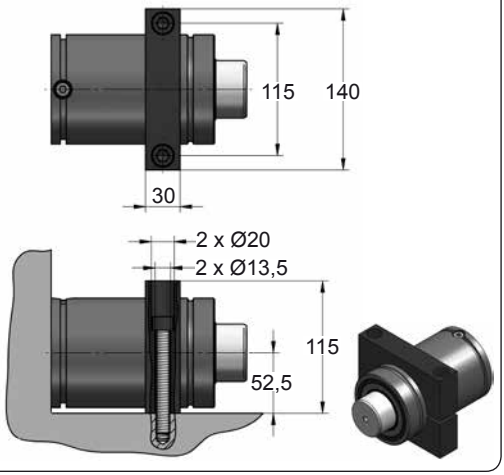







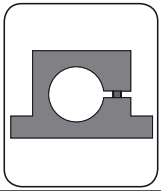

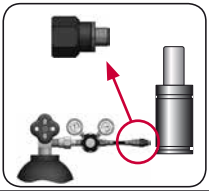

CODE		FD 3000 050	KIT XXXXXXX-S KIT XXXXXXX-C	D02-095	18 GA 5
ENG	ORDER	GAS SPRING	REPAIR KIT	FLANGE	CHARGING ADAPTER
DEU	BESTELLUNG	GASDRUCKFEDER	ERSATZTEILSATZ	FLANSCHE	LADEADAPTER
FRA	COMMANDE	RESSORT À GAZ	KIT DE RÉPARATION	BRIDE	RACCORD DE CHARGE
ITA	ORDINE	CILINDRO AD AZOTO	KIT DI MANUTENZIONE	FLANGE	ADATTATORE DI CARICO
ESP	PEDIDO	RESORTE DE GAS	KIT DE REPARACION	BRIDA	ADAPTADOR DE CARGA
POR	PEDIDO	CILINDRO DE GÁS	KIT DE MANUTENÇÃO	FLANGE	ADAPTADOR DE CARGA

FD 5000

Low Profile

AZOL GAS

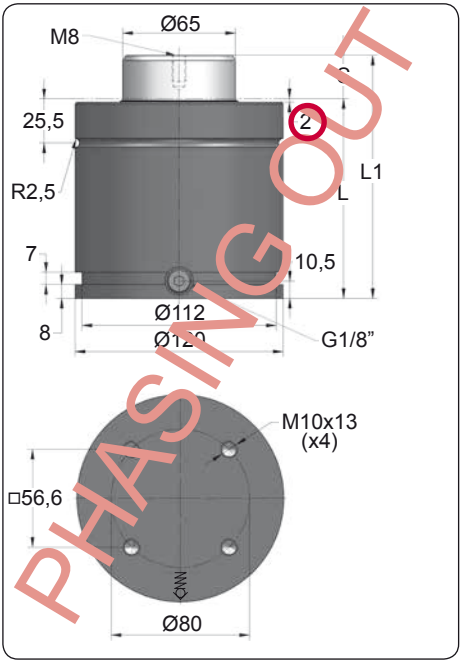

PHASING OUT

ORDER	S (mm)	L1 ±0,25 (mm)	L (mm)	Kg.
FD 5000 025	25	140	115	8.53
FD 5000 038	38	166	128	9.08
FD 5000 050	50	190	140	9.59
FD 5000 063	63.5	217	153.5	10.17
FD 5000 080	80	250	170	10.87
FD 5000 100	100	290	190	11.72

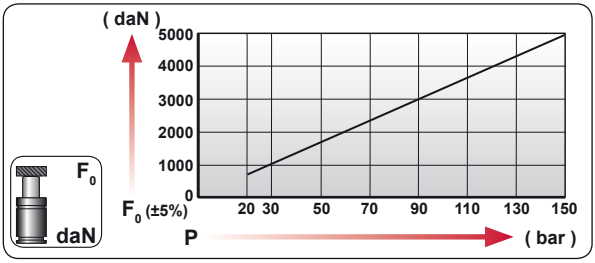

CODE	bar	psi	F_0 daN	F_1 daN
FD 5000 050	150	2175	4980	8365
FD-H 5000 050	0	0	---	---

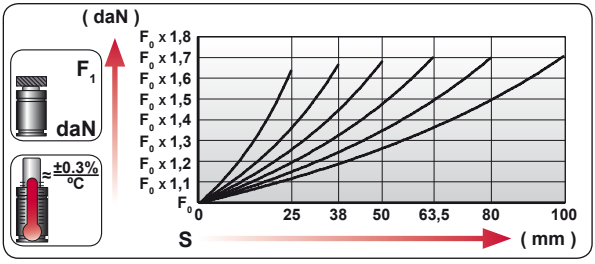

ENG	ORDER
DEU	BESTELLUNG
FRA	COMMANDE
ITA	ORDINE
ESP	PEDIDO
POR	PEDIDO



FD 5000 50

FD 5000 050

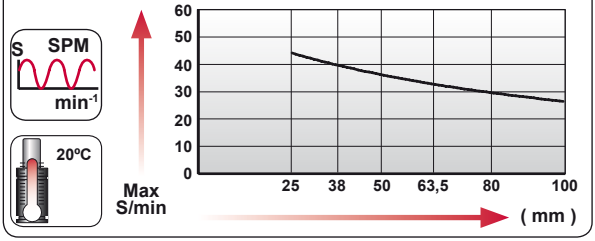



N_2	Smax < 90%	Vmax 1,6 m/s	bar psi 20 290	bar psi 150 2175	°C °F 0 32	°C °F 80 176	600 CP-

AZOL GAS

FD 5000 MOUNTS

Low Profile

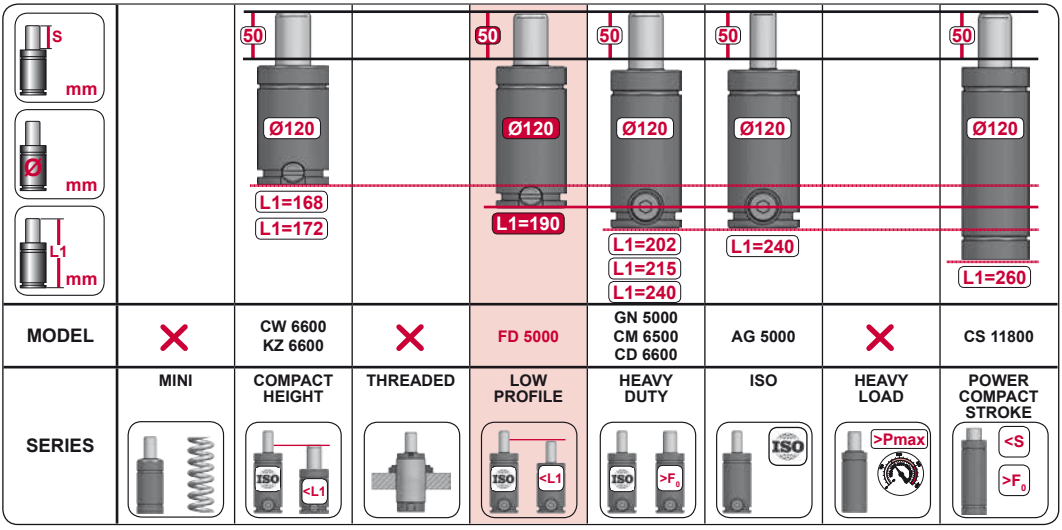

MODEL		CW 6600 KZ 6600		FD 5000	GN 5000 CM 6500 CD 6600	AG 5000		CS 11800
SERIES	MINI	COMPACT HEIGHT	THREADED	LOW PROFILE	HEAVY DUTY	ISO	HEAVY LOAD	POWER COMPACT STROKE



CODE		FD 5000 050	KIT XXXXXXX-S KIT XXXXXXX-C	A14-120	18 GA 5
ENG	ORDER	GAS SPRING	REPAIR KIT	FLANGE	CHARGING ADAPTER
DEU	BESTELLUNG	GASDRUCKFEDER	ERSATZTEILSATZ	FLANSCHE	LADEADAPTER
FRA	COMMANDE	RESSORT À GAZ	KIT DE RÉPARATION	BRIDE	RACCORD DE CHARGE
ITA	ORDINE	CILINDRO AD AZOTO	KIT DI MANUTENZIONE	FLANGE	ADATTATORE DI CARICO
ESP	PEDIDO	RESORTE DE GAS	KIT DE REPARACION	BRIDA	ADAPTADOR DE CARGA
POR	PEDIDO	CILINDRO DE GÁS	KIT DE MANUTENÇÃO	FLANGE	ADAPTADOR DE CARGA

FD 5000 V1

Low Profile

AZOL GAS

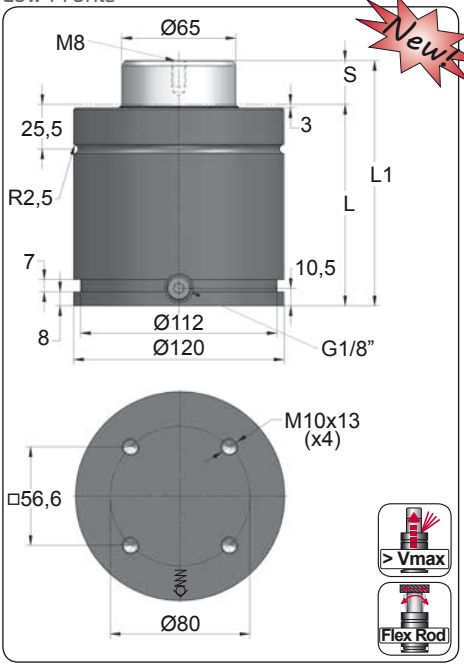

Newt

ORDER	S (mm)	L1 ±0,25 (mm)	L (mm)	Kg.
FD 5000 025 V1	25	140	115	8.53
FD 5000 038 V1	38	166	128	9.08
FD 5000 050 V1	50	190	140	9.59
FD 5000 063 V1	63.5	217	153.5	10.17
FD 5000 080 V1	80	250	170	10.87
FD 5000 100 V1	100	290	190	11.72

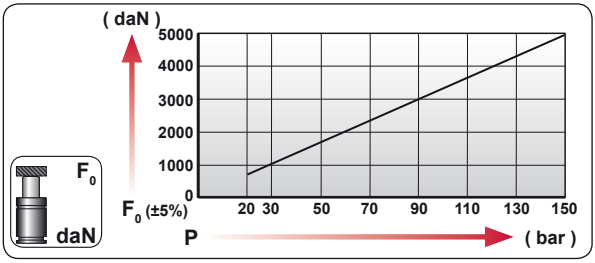

CODE	bar	psi	F0 daN	F1 daN
FD 5000 050 V1	150	2175	4980	8365
FD-H 5000 050 V1	0	0	---	---

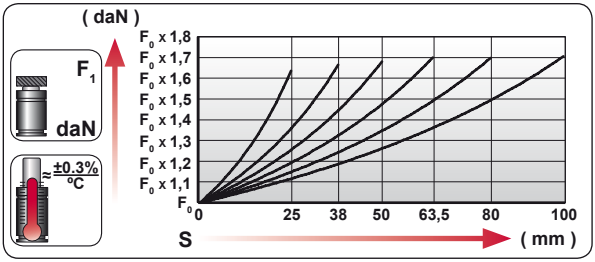

ENG	ORDER
DEU	BESTELLUNG
FRA	COMMANDE
ITA	ORDINE
ESP	PEDIDO
POR	PEDIDO

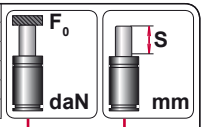

FD 5000 50

FD 5000 050 V1

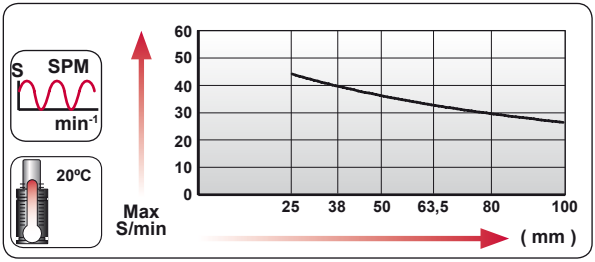



N_2	Smax < 90%	Vmax 1,6 m/s	bar psi 20 290	bar psi 150 2175	°C °F 0 32	°C °F 80 176	600 CP-

AZOL GAS

FD 5000 V1 *MOUNTS*

Low Profile

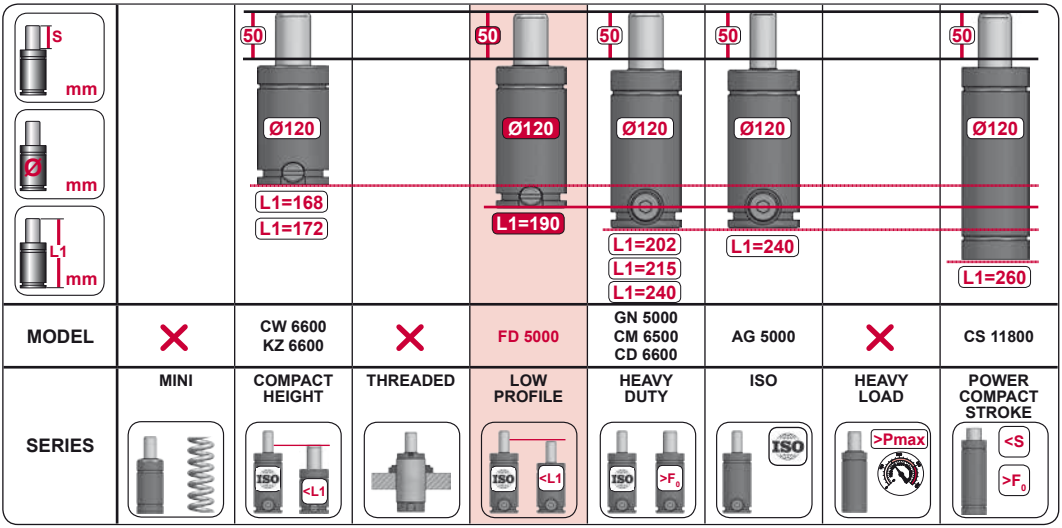

MODEL		CW 6600 KZ 6600		FD 5000	GN 5000 CM 6500 CD 6600	AG 5000		CS 11800
SERIES	MINI	COMPACT HEIGHT	THREADED	LOW PROFILE	HEAVY DUTY	ISO	HEAVY LOAD	POWER COMPACT STROKE

A14-120

E24.54.815.G
EM24.54.700/F

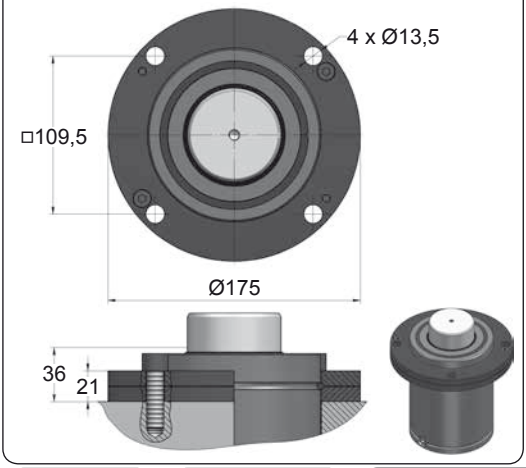

A34-120

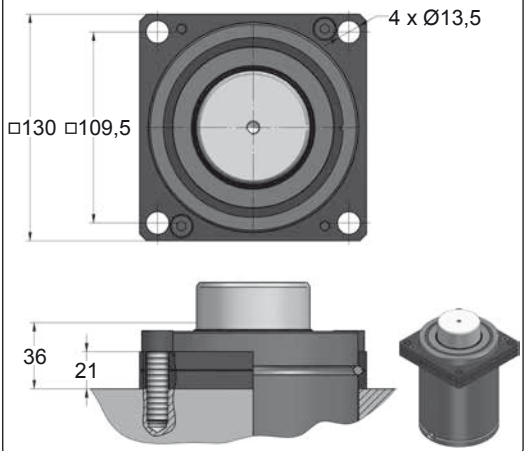



CODE		FD 5000 050 V1	KIT XXXXXXX-S KIT XXXXXXX-C	A14-120	18 GA 5
ENG	ORDER	GAS SPRING	REPAIR KIT	FLANGE	CHARGING ADAPTER
DEU	BESTELLUNG	GASDRUCKFEDER	ERSATZTEILSATZ	FLANSCHE	LADEADAPTER
FRA	COMMANDE	RESSORT À GAZ	KIT DE RÉPARATION	BRIDE	RACCORD DE CHARGE
ITA	ORDINE	CILINDRO AD AZOTO	KIT DI MANUTENZIONE	FLANGE	ADATTATORE DI CARICO
ESP	PEDIDO	RESORTE DE GAS	KIT DE REPARACION	BRIDA	ADAPTADOR DE CARGA
POR	PEDIDO	CILINDRO DE GÁS	KIT DE MANUTENÇÃO	FLANGE	ADAPTADOR DE CARGA

FD 5000 V1 MOUNTS

Low Profile

AZOL GAS

B21-120

EM24.54.700/F

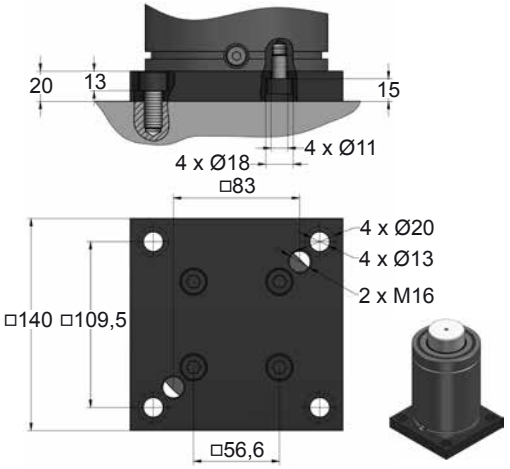

B76-120

ISO EM24.54.700/F

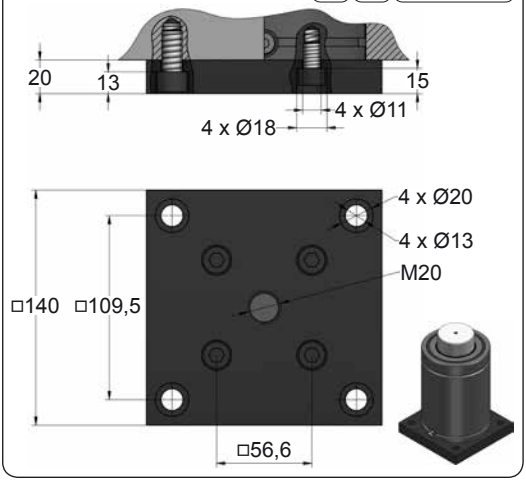

C05-120

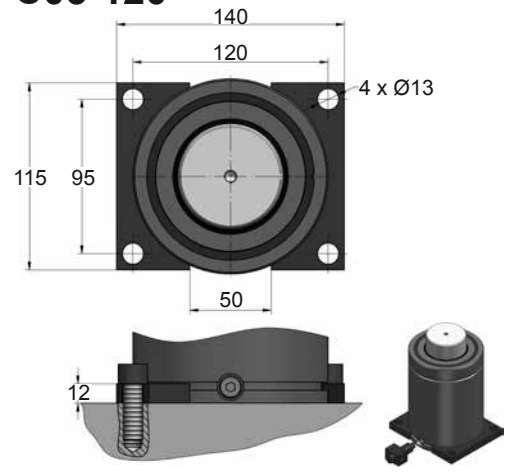

C20-120

ISO VDI E24.54.815.G EM24.54.700/F

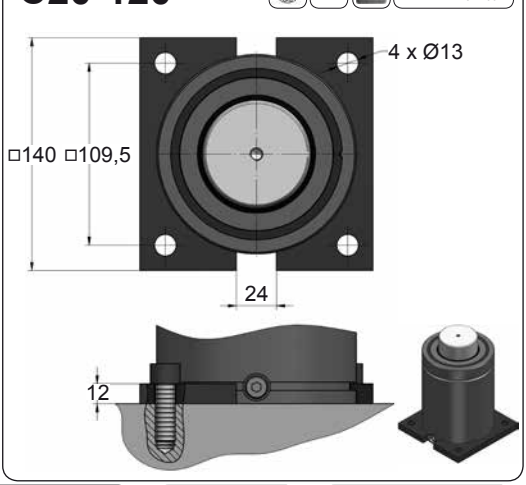







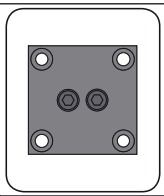

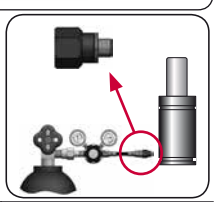

CODE		FD 5000 050 V1	KIT XXXXXXX-S KIT XXXXXXX-C	B21-120	18 GA 5
ENG	ORDER	GAS SPRING	REPAIR KIT	FLANGE	CHARGING ADAPTER
DEU	BESTELLUNG	GASDRUCKFEDER	ERSATZTEILSATZ	FLANSCHE	LADEADAPTER
FRA	COMMANDE	RESSORT À GAZ	KIT DE RÉPARATION	BRIDE	RACCORD DE CHARGE
ITA	ORDINE	CILINDRO AD AZOTO	KIT DI MANUTENZIONE	FLANGE	ADATTATORE DI CARICO
ESP	PEDIDO	RESORTE DE GAS	KIT DE REPARACION	BRIDA	ADAPTADOR DE CARGA
POR	PEDIDO	CILINDRO DE GÁS	KIT DE MANUTENÇÃO	FLANGE	ADAPTADOR DE CARGA

AZOL GAS

FD 5000 V1 MOUNTS

Low Profile

D02-120

ISO E24.54.815.G EM24.54.700/F

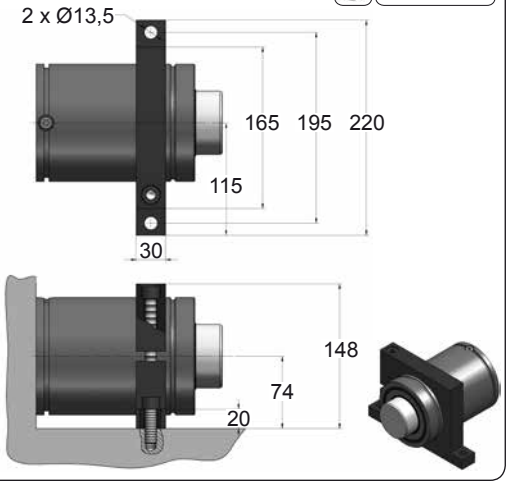

D67-120

VDI

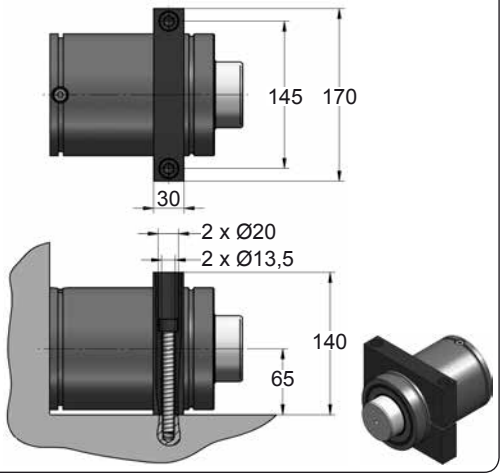







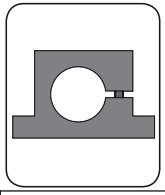

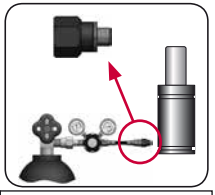

CODE		FD 5000 050 V1	KIT XXXXXXX-S KIT XXXXXXX-C	D02-120	18 GA 5
ENG	ORDER	GAS SPRING	REPAIR KIT	FLANGE	CHARGING ADAPTER
DEU	BESTELLUNG	GASDRUCKFEDER	ERSATZTEILSATZ	FLANSCHE	LADEADAPTER
FRA	COMMANDE	RESSORT À GAZ	KIT DE RÉPARATION	BRIDE	RACCORD DE CHARGE
ITA	ORDINE	CILINDRO AD AZOTO	KIT DI MANUTENZIONE	FLANGE	ADATTATORE DI CARICO
ESP	PEDIDO	RESORTE DE GAS	KIT DE REPARACION	BRIDA	ADAPTADOR DE CARGA
POR	PEDIDO	CILINDRO DE GÁS	KIT DE MANUTENÇÃO	FLANGE	ADAPTADOR DE CARGA

AZOL GAS

CK LOW PROFILE MEDIUM

MODEL	F_0	Ø	S	L1	Pmax	Charge Port		
CK 200 V1	200	Ø25	5 - 100	42 - 232	180	M6	✗	✗
CK 300 V1	300	Ø32	7 - 100	53 - 239	150	M6	✗	✗
CK 570 V1	570	Ø38	5 - 125	47 - 287	150	M6	✗	✓
CK 750 V1	750	Ø45	12 - 100	74 - 250	150	G1/8"	✓	✓
CK 1000 V1	1000	Ø50	12 - 100	74 - 250	160	G1/8"	✓	✓
CK 1500 V2	1500	Ø63	12 - 100	84 - 260	150	G1/8"	✓	✓
CK 2500 V1	2500	Ø75	12 - 100	84 - 260	160	G1/8"	✓	✓
CK 4000 V1	4000	Ø95	25 - 100	120 - 270	150	G1/8"	✓	✓

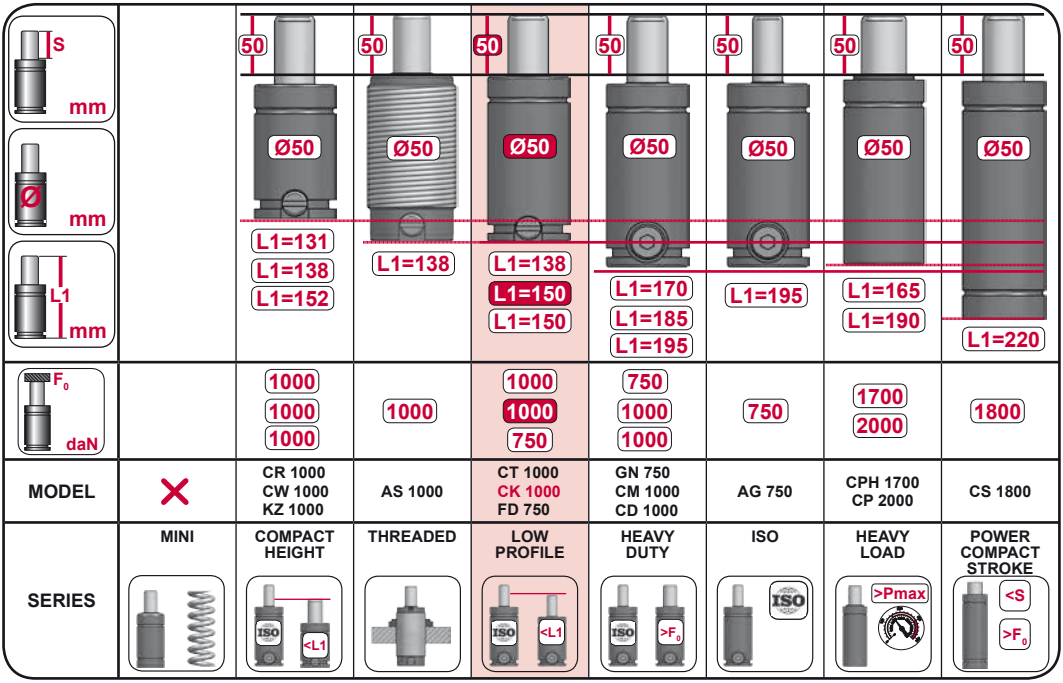

CK 200 V1

Low Profile

AZOL GAS

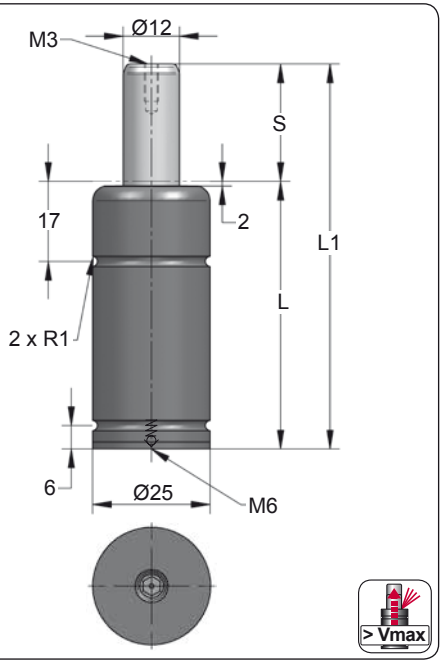

ORDER	S (mm)	L1 ±0,25 (mm)	L (mm)	Kg.
CK 200 005 V1	5	42	37	0.10
CK 200 007 V1	7	46	39	0.12
CK 200 010 V1	10	52	42	0.12
CK 200 012 V1	12	56	44	0.13
CK 200 016 V1	16	64	48	0.14
CK 200 019 V1	19	70	51	0.14
CK 200 025 V1	25	82	57	0.16
CK 200 032 V1	32	96	64	0.17
CK 200 038 V1	38	108	70	0.19
CK 200 050 V1	50	132	82	0.21
CK 200 063 V1	63	158	95	0.24
CK 200 080 V1	80	192	112	0.28
CK 200 100 V1	100	232	132	0.32

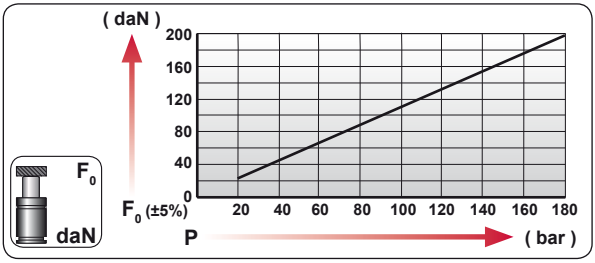

CODE	bar	psi	F_0 daN	F_1 daN
CK 200 050 V1	170	2465	190	280
---------	---	---	---	---

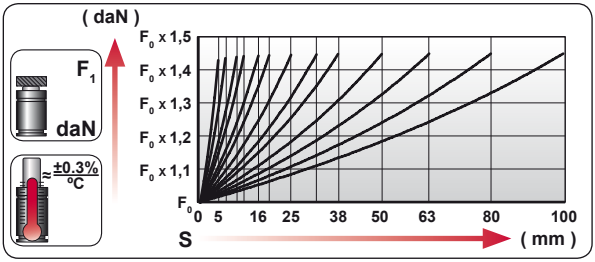

ENG	ORDER
DEU	BESTELLUNG
FRA	COMMANDE
ITA	ORDINE
ESP	PEDIDO
POR	PEDIDO



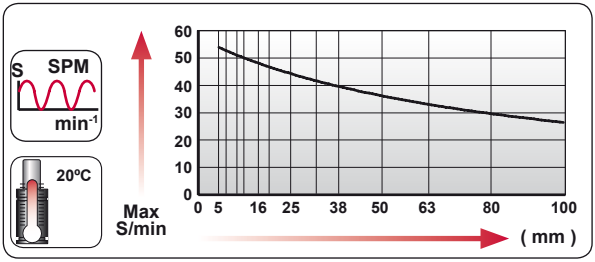



N_2	Smax < 90%	Vmax 1,6 m/s	bar psi 20 290	bar psi 180 2610	°C °F 0 32	°C °F 80 176	

AZOL GAS

CK 200 V1 MOUNTS

Low Profile

A14-025

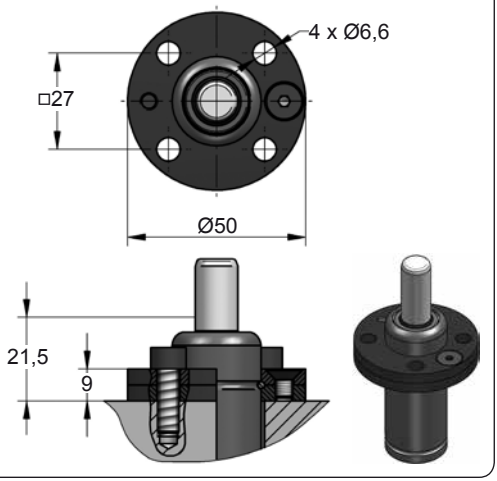

A44-025

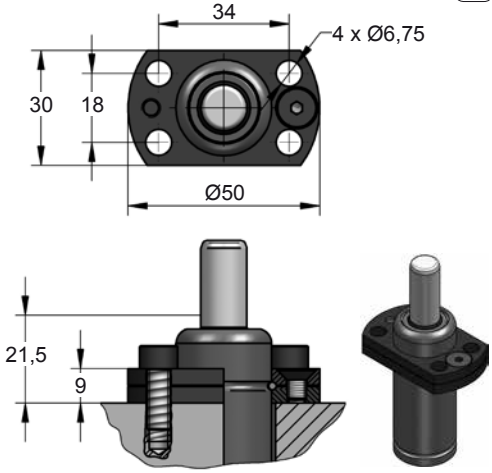

A49-025

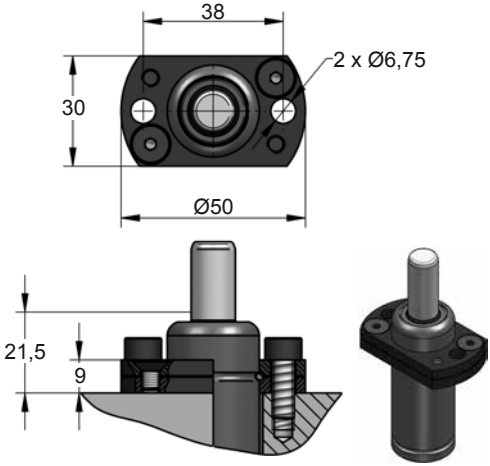

D02-025

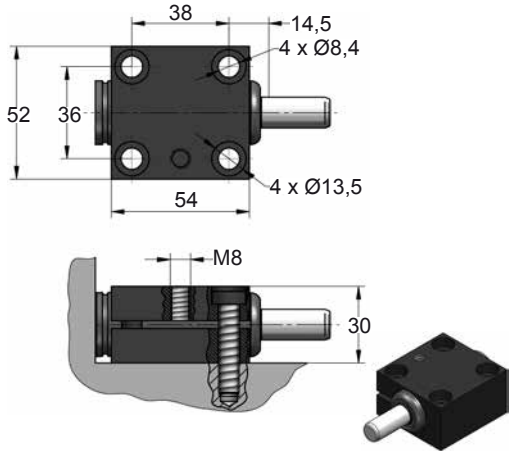







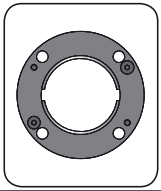

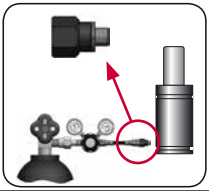

CODE		CK 200 050 V1		A14-025	06 GA 11
ENG	ORDER	GAS SPRING	REPAIR KIT	FLANGE	CHARGING ADAPTER
DEU	BESTELLUNG	GASDRUCKFEDER	ERSATZTEILSATZ	FLANSCHE	LADEADAPTER
FRA	COMMANDE	RESSORT À GAZ	KIT DE RÉPARATION	BRIDE	RACCORD DE CHARGE
ITA	ORDINE	CILINDRO AD AZOTO	KIT DI MANUTENZIONE	FLANGE	ADATTATORE DI CARICO
ESP	PEDIDO	RESORTE DE GAS	KIT DE REPARACION	BRIDA	ADAPTADOR DE CARGA
POR	PEDIDO	CILINDRO DE GÁS	KIT DE MANUTENÇÃO	FLANGE	ADAPTADOR DE CARGA

CK 300 V1

Low Profile

AZOL GAS

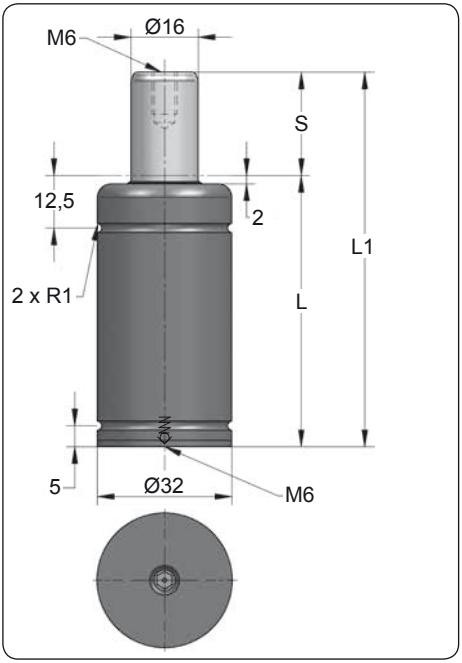

ORDER	S (mm)	L1 ±0,25 (mm)	L (mm)	Kg.
CK 300 007 V1	7	53	46	0.21
CK 300 012 V1	12	63	51	0.23
CK 300 016 V1	16	71	55	0.25
CK 300 025 V1	25	89	64	0.28
CK 300 038 V1	38	115	77	0.33
CK 300 050 V1	50	139	89	0.38
CK 300 063 V1	63	165	102	0.43
CK 300 080 V1	80	199	119	0.50
CK 300 100 V1	100	239	139	0.57

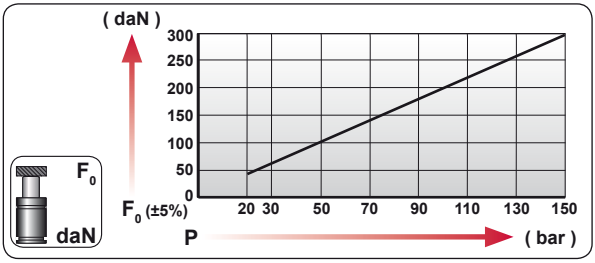

CODE	bar	psi	F_0 daN	F_1 daN
CK 300 050 V1	150	2175	300	460
---------	---	---	---	---

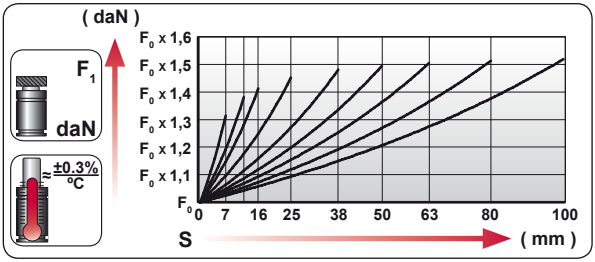

ENG	ORDER
DEU	BESTELLUNG
FRA	COMMANDE
ITA	ORDINE
ESP	PEDIDO
POR	PEDIDO



CK 300 50

CK 300 050 V1

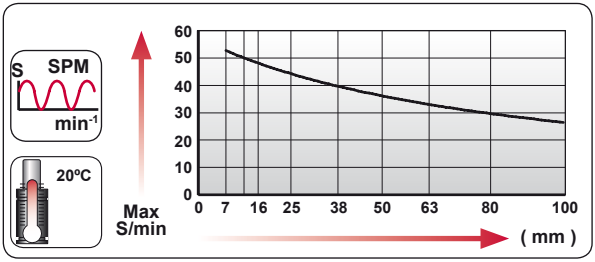



N_2	Smax < 90%	Vmax 1,6 m/s	bar psi 20 290	bar psi 150 2175	ºC ºF 0 32	ºC ºF 80 176	

AZOL GAS

CK 300 V1 MOUNTS

Low Profile

A14-032

ISO E24.54.815.G EM24.54.700/F

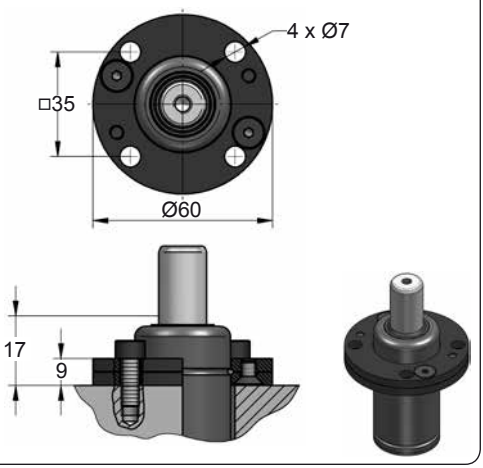

A34-032

VDI

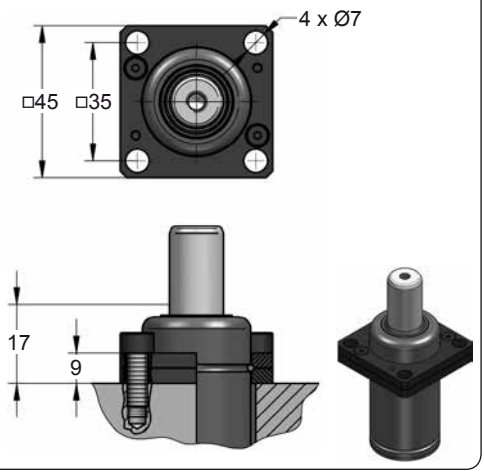

A44-032

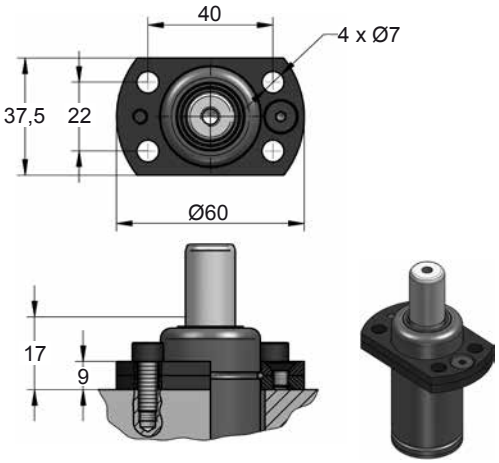

D02-032

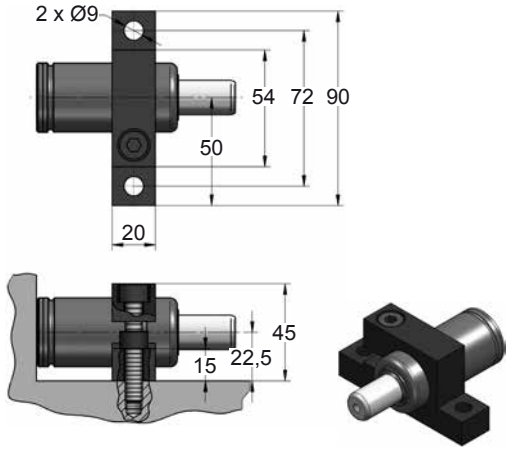







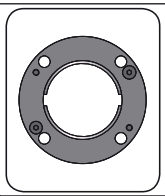

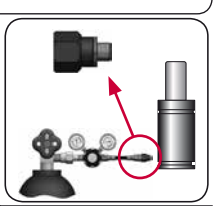

CODE		CK 300 050 V1		A14-032	06 GA 11
ENG	ORDER	GAS SPRING	REPAIR KIT	FLANGE	CHARGING ADAPTER
DEU	BESTELLUNG	GASDRUCKFEDER	ERSATZTEILSATZ	FLANSCHE	LADEADAPTER
FRA	COMMANDE	RESSORT À GAZ	KIT DE RÉPARATION	BRIDE	RACCORD DE CHARGE
ITA	ORDINE	CILINDRO AD AZOTO	KIT DI MANUTENZIONE	FLANGE	ADATTATORE DI CARICO
ESP	PEDIDO	RESORTE DE GAS	KIT DE REPARACION	BRIDA	ADAPTADOR DE CARGA
POR	PEDIDO	CILINDRO DE GÁS	KIT DE MANUTENÇÃO	FLANGE	ADAPTADOR DE CARGA

CK 570

Low Profile

AZOL GAS

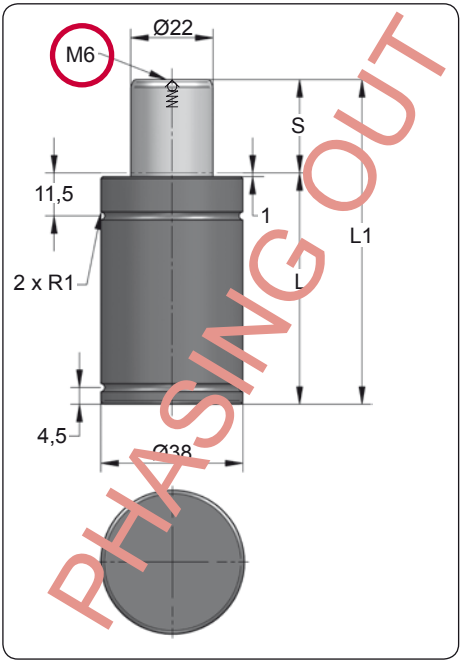

ORDER	S (mm)	L1 ±0,25 (mm)	L (mm)	Kg.
CK 570 005	5	47	42	0.26
CK 570 007	7	51	44	0.28
CK 570 010	10	57	47	0.29
CK 570 012	12	61	49	0.30
CK 570 016	16	69	53	0.32
CK 570 025	25	87	62	0.36
CK 570 038	38	113	75	0.42
CK 570 050	50	137	87	0.48
CK 570 063	63	163	100	0.54
CK 570 080	80	197	117	0.62
CK 570 100	100	237	137	0.71
CK 570 125	125	287	162	0.83

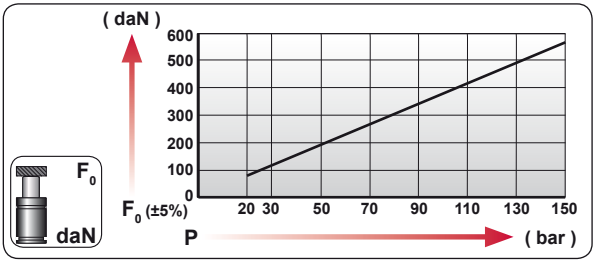

CODE		bar	psi	F_0 daN	F_1 daN
CK 570 050		150	2175	570	915
---------		---	---	---	---

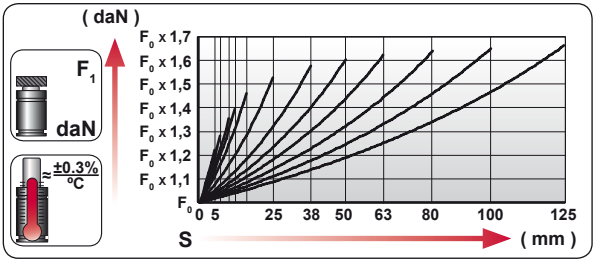

ENG	ORDER
DEU	BESTELLUNG
FRA	COMMANDE
ITA	ORDINE
ESP	PEDIDO
POR	PEDIDO

F_0 daN — S mm

CK 570 50

CK 570 050

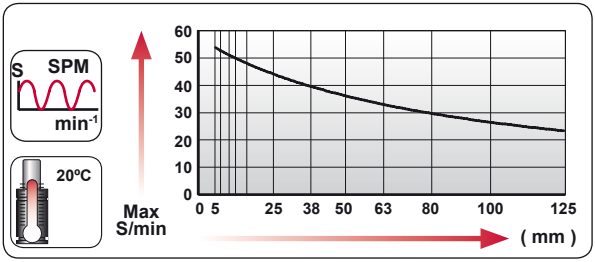



N_2	Smax < 90%	Vmax 1,6 m/s	bar psi 20 290	bar psi 150 2175	°C °F 0 32	°C °F 80 176	

AZOL GAS

CK 570 MOUNTS

Low Profile

A14-038

E24.54.815.G
EM24.54.700/F

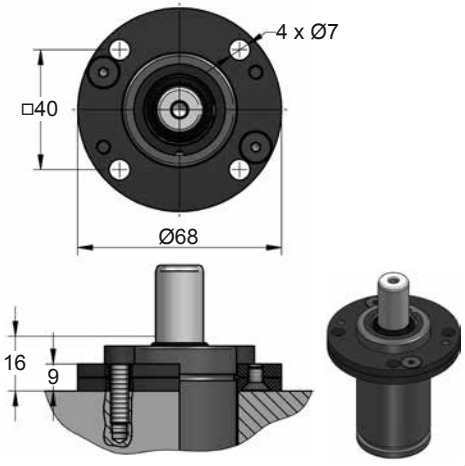

A34-038

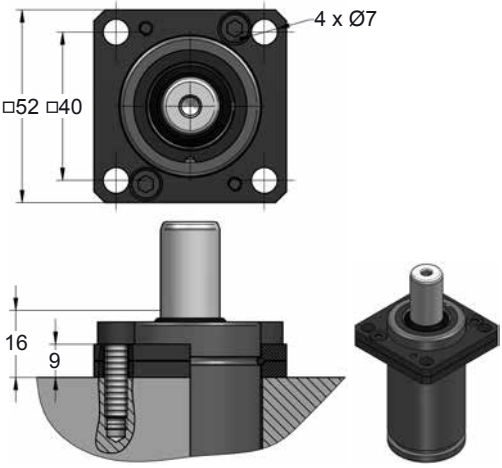

D02-038

E24.54.815.G

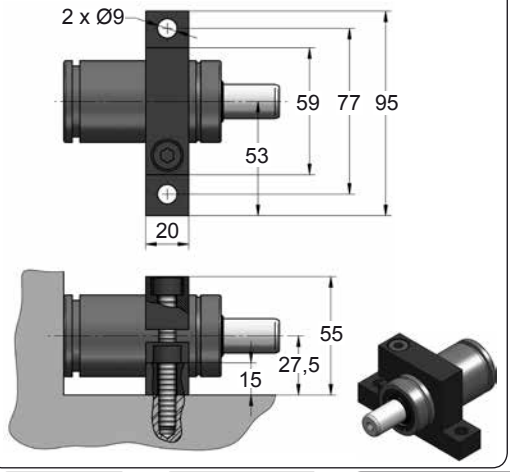

D67-038

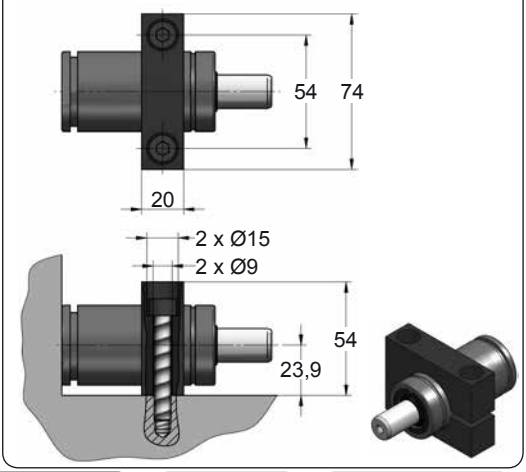







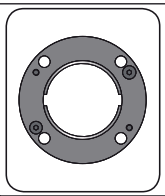

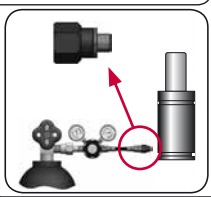

CODE		CK 570 050	KIT XXXXXXX-S KIT XXXXXXX-C	A14-038	06 GA 10
ENG	ORDER	GAS SPRING	REPAIR KIT	FLANGE	CHARGING ADAPTER
DEU	BESTELLUNG	GASDRUCKFEDER	ERSATZTEILSATZ	FLANSCHE	LADEADAPTER
FRA	COMMANDE	RESSORT À GAZ	KIT DE RÉPARATION	BRIDE	RACCORD DE CHARGE
ITA	ORDINE	CILINDRO AD AZOTO	KIT DI MANUTENZIONE	FLANGE	ADATTATORE DI CARICO
ESP	PEDIDO	RESORTE DE GAS	KIT DE REPARACION	BRIDA	ADAPTADOR DE CARGA
POR	PEDIDO	CILINDRO DE GÁS	KIT DE MANUTENÇÃO	FLANGE	ADAPTADOR DE CARGA

CK 570 V1

Low Profile

AZOL GAS

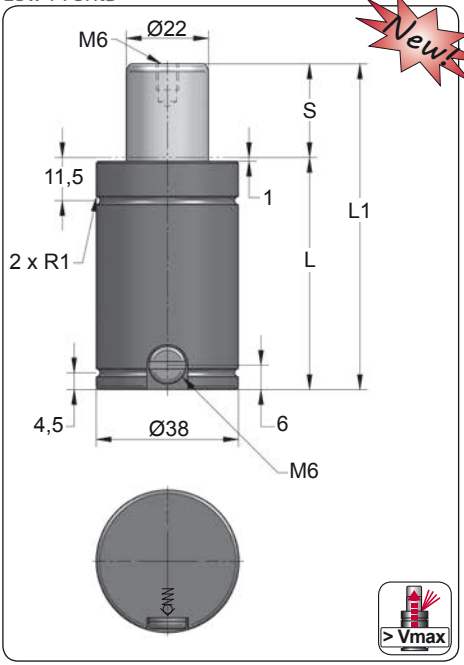

Newt

ORDER	S (mm)	L1 ±0,25 (mm)	L (mm)	Kg.
CK 570 005 V1	5	47	42	0.30
CK 570 007 V1	7	51	44	0.31
CK 570 010 V1	10	57	47	0.32
CK 570 012 V1	12	61	49	0.33
CK 570 016 V1	16	69	53	0.35
CK 570 025 V1	25	87	62	0.39
CK 570 038 V1	38	113	75	0.45
CK 570 050 V1	50	137	87	0.51
CK 570 063 V1	63	163	100	0.57
CK 570 080 V1	80	197	117	0.64
CK 570 100 V1	100	237	137	0.73
CK 570 125 V1	125	287	162	0.85

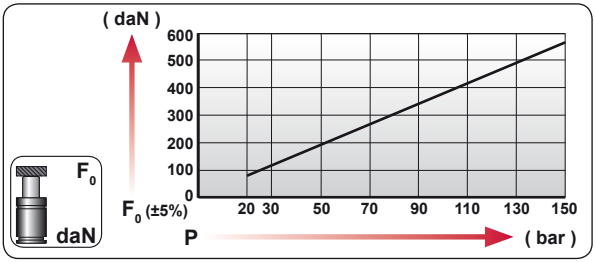

CODE	bar	psi	F_0 daN	F_1 daN
CK 570 050 V1	150	2175	570	915
CK-H 570 050 V1	0	0	---	---

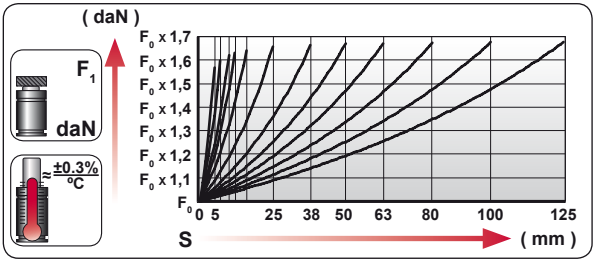

ENG	ORDER
DEU	BESTELLUNG
FRA	COMMANDE
ITA	ORDINE
ESP	PEDIDO
POR	PEDIDO

F_0 daN — S mm

CK 570 50

CK 570 050 V1

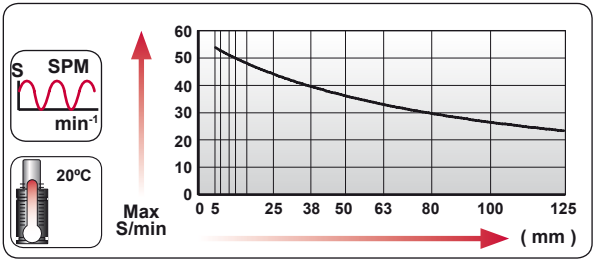



N_2	Smax < 90%	Vmax 1,6 m/s	bar psi 20 290	bar psi 150 2175	°C °F 0 32	°C °F 80 176	600 CP-

AZOL GAS

CK 570 V1 MOUNTS

Low Profile

A14-038

ISO E24.54.815.G EM24.54.700/F

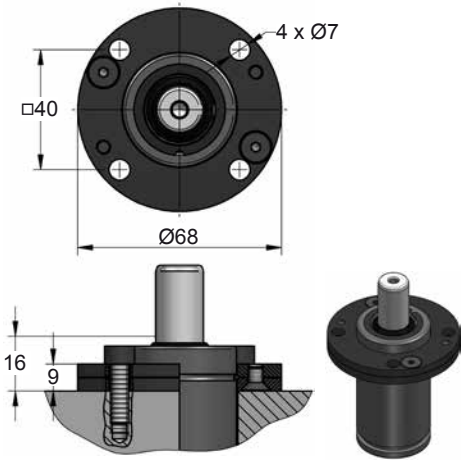

A34-038

ISO VDI

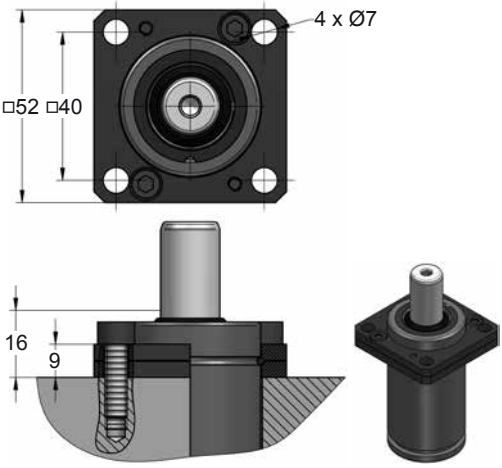

D02-038

E24.54.815.G

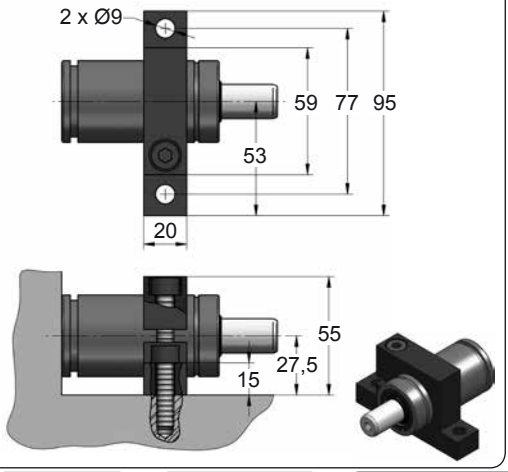

D67-038

VDI

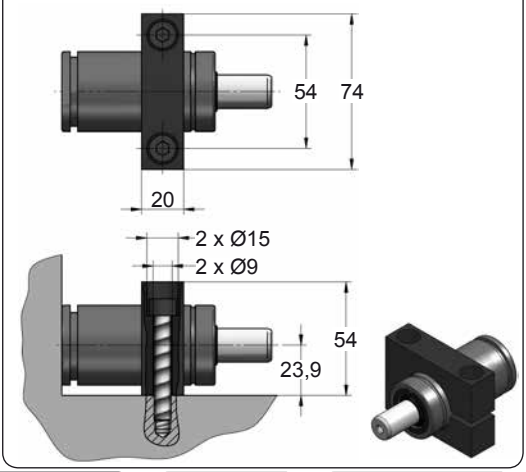







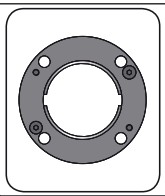

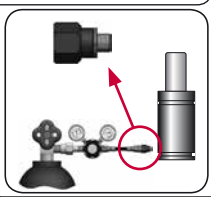

CODE		CK 570 050 V1	KIT XXXXXXX-S KIT XXXXXXX-C	A14-038	06 GA 11
ENG	ORDER	GAS SPRING	REPAIR KIT	FLANGE	CHARGING ADAPTER
DEU	BESTELLUNG	GASDRUCKFEDER	ERSATZTEILSATZ	FLANSCHE	LADEADAPTER
FRA	COMMANDE	RESSORT À GAZ	KIT DE RÉPARATION	BRIDE	RACCORD DE CHARGE
ITA	ORDINE	CILINDRO AD AZOTO	KIT DI MANUTENZIONE	FLANGE	ADATTATORE DI CARICO
ESP	PEDIDO	RESORTE DE GAS	KIT DE REPARACION	BRIDA	ADAPTADOR DE CARGA
POR	PEDIDO	CILINDRO DE GÁS	KIT DE MANUTENÇÃO	FLANGE	ADAPTADOR DE CARGA

CK 750

Low Profile

AZOL GAS

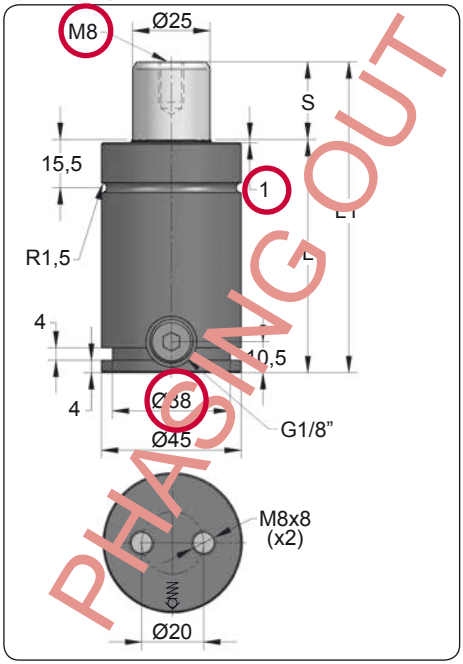

ORDER	S (mm)	L1 ±0,25 (mm)	L (mm)	Kg.
CK 750 012	12	74	62	0.58
CK 750 019	19	88	69	0.62
CK 750 025	25	100	75	0.68
CK 750 038	38	126	88	0.77
CK 750 050	50	150	100	0.80
CK 750 063	63	176	113	0.92
CK 750 080	80	210	130	1.17
CK 750 100	100	250	150	1.30

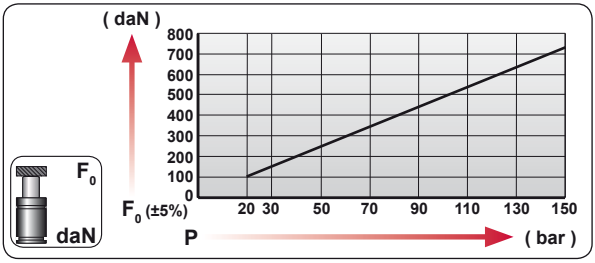

CODE	bar	psi	F0 daN	F1 daN
CK 750 050	150	2175	740	1180
CK-H 750 050	0	0	---	---

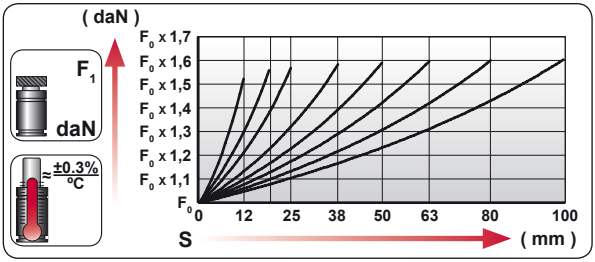

ENG	ORDER
DEU	BESTELLUNG
FRA	COMMANDE
ITA	ORDINE
ESP	PEDIDO
POR	PEDIDO



CK 750 ??

CK 750 050

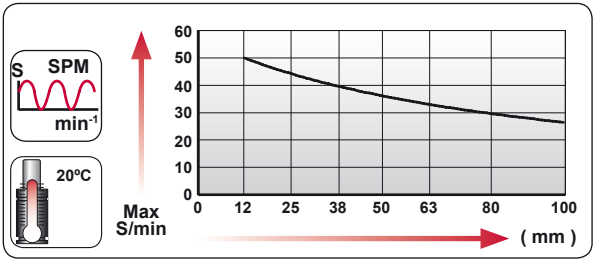



N_2	Smax < 90%	Vmax 1,6 m/s	bar psi 20 290	bar psi 150 2175	°C °F 0 32	°C °F 80 176	600 CP-

AZOL GAS

CK 750 MOUNTS

Low Profile

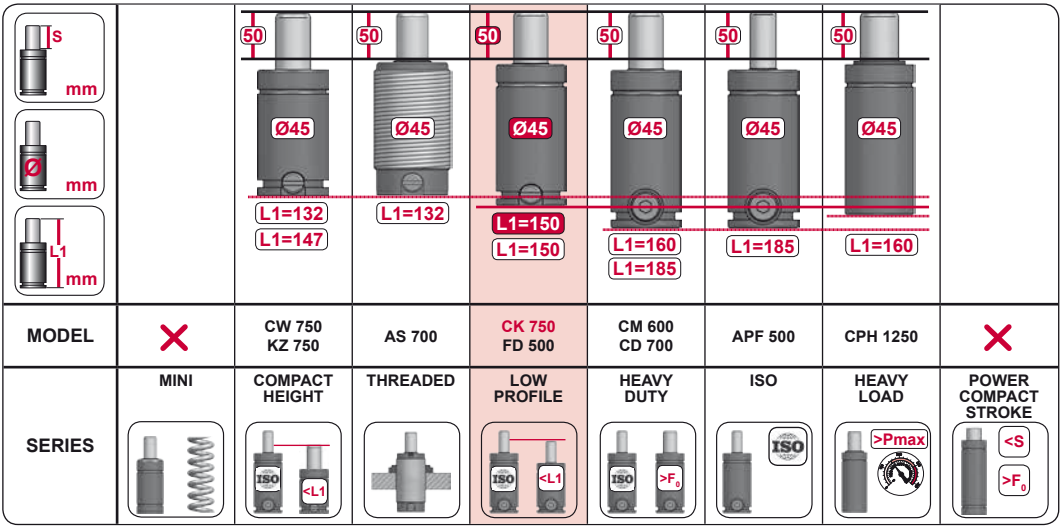

MODEL		CW 750 KZ 750	AS 700	CK 750 FD 500	CM 600 CD 700	APF 500	CPH 1250	
SERIES	MINI	COMPACT HEIGHT	THREADED	LOW PROFILE	HEAVY DUTY	ISO	HEAVY LOAD	POWER COMPACT STROKE



CODE		CK 750 050	KIT XXXXXXX-S KIT XXXXXXX-C	A69-045	18 GA 5
ENG	ORDER	GAS SPRING	REPAIR KIT	FLANGE	CHARGING ADAPTER
DEU	BESTELLUNG	GASDRUCKFEDER	ERSATZTEILSATZ	FLANSCHE	LADEADAPTER
FRA	COMMANDE	RESSORT À GAZ	KIT DE RÉPARATION	BRIDE	RACCORD DE CHARGE
ITA	ORDINE	CILINDRO AD AZOTO	KIT DI MANUTENZIONE	FLANGE	ADATTATORE DI CARICO
ESP	PEDIDO	RESORTE DE GAS	KIT DE REPARACION	BRIDA	ADAPTADOR DE CARGA
POR	PEDIDO	CILINDRO DE GÁS	KIT DE MANUTENÇÃO	FLANGE	ADAPTADOR DE CARGA

CK 750 V1

Low Profile

AZOL GAS

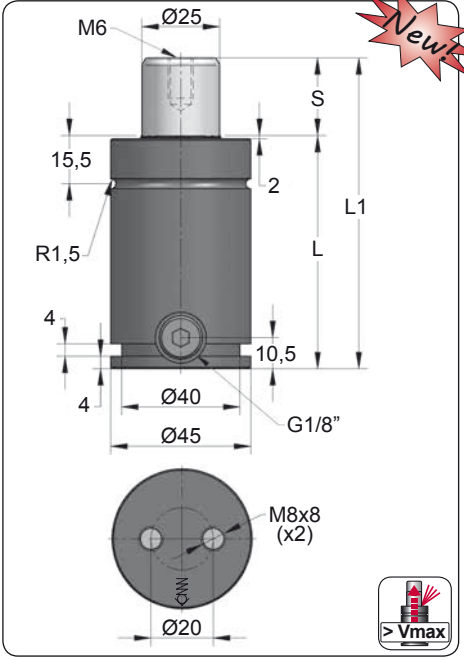

Newt

ORDER	S (mm)	L1 ±0,25 (mm)	L (mm)	Kg.
CK 750 012 V1	12	74	62	0.58
CK 750 019 V1	19	88	69	0.62
CK 750 025 V1	25	100	75	0.68
CK 750 038 V1	38	126	88	0.77
CK 750 050 V1	50	150	100	0.80
CK 750 063 V1	63	176	113	0.92
CK 750 080 V1	80	210	130	1.17
CK 750 100 V1	100	250	150	1.30

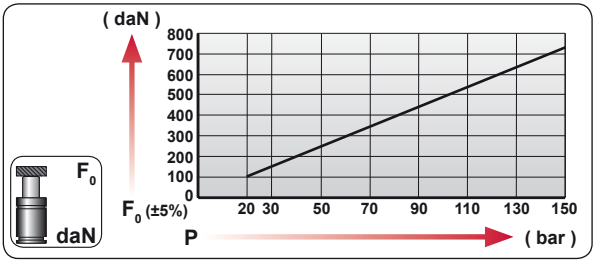

CODE	bar	psi	F_0 daN	F_1 daN
CK 750 050 V1	150	2175	740	1180
CK-H 750 050 V1	0	0	---	---

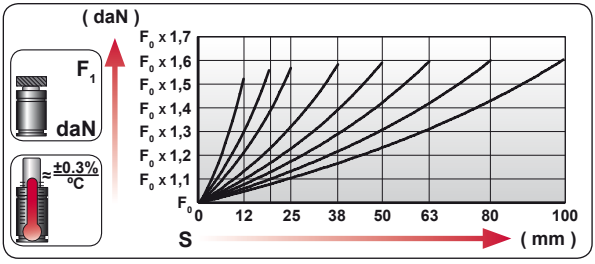

ENG	ORDER
DEU	BESTELLUNG
FRA	COMMANDE
ITA	ORDINE
ESP	PEDIDO
POR	PEDIDO



CK 750 50

CK 750 050 V1

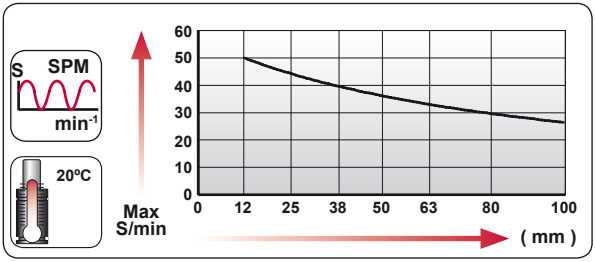



N_2	Smax < 90%	Vmax 1,6 m/s	bar psi 20 290	bar psi 150 2175	°C °F 0 32	°C °F 80 176	600 CP-

AZOL GAS

CK 750 V1 MOUNTS

Low Profile

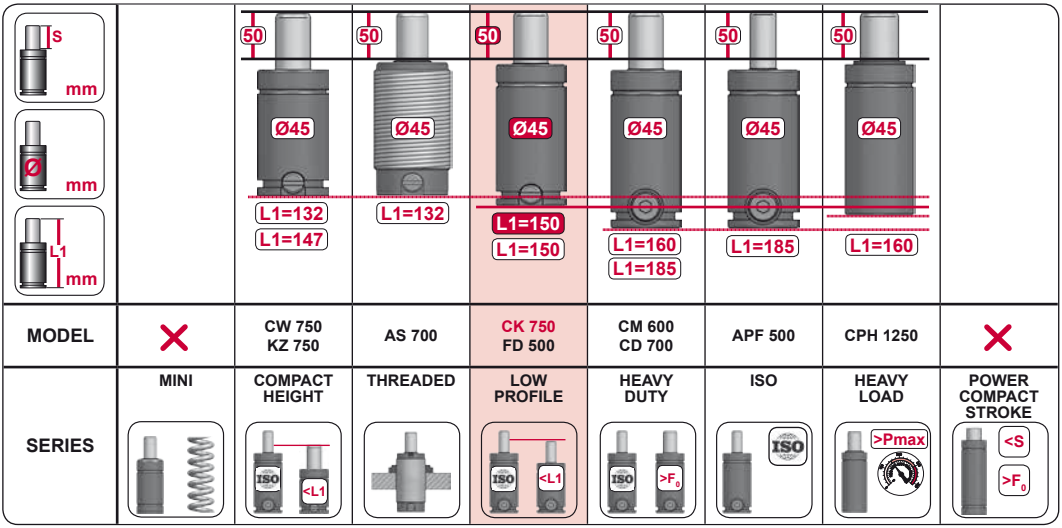

MODEL		CW 750 KZ 750	AS 700	CK 750 FD 500	CM 600 CD 700	APF 500	CPH 1250	
SERIES	MINI	COMPACT HEIGHT	THREADED	LOW PROFILE	HEAVY DUTY	ISO	HEAVY LOAD	POWER COMPACT STROKE

A69-045

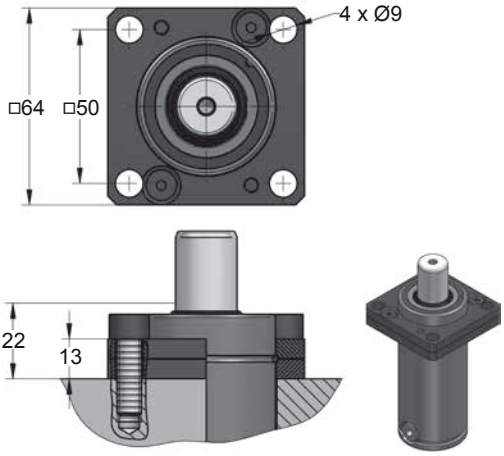

A74-045

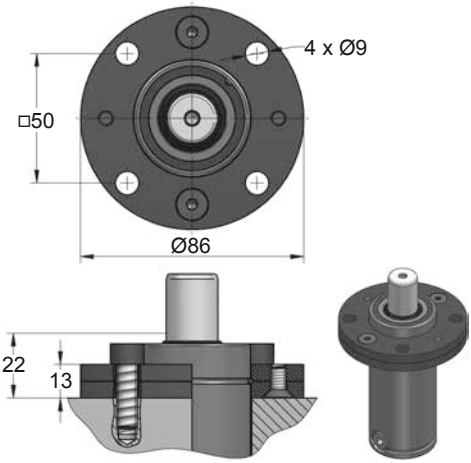



CODE		CK 750 050 V1	KIT XXXXXXX-S KIT XXXXXXX-C	A69-045	18 GA 5
ENG	ORDER	GAS SPRING	REPAIR KIT	FLANGE	CHARGING ADAPTER
DEU	BESTELLUNG	GASDRUCKFEDER	ERSATZTEILSATZ	FLANSCHE	LADEADAPTER
FRA	COMMANDE	RESSORT À GAZ	KIT DE RÉPARATION	BRIDE	RACCORD DE CHARGE
ITA	ORDINE	CILINDRO AD AZOTO	KIT DI MANUTENZIONE	FLANGE	ADATTATORE DI CARICO
ESP	PEDIDO	RESORTE DE GAS	KIT DE REPARACION	BRIDA	ADAPTADOR DE CARGA
POR	PEDIDO	CILINDRO DE GÁS	KIT DE MANUTENÇÃO	FLANGE	ADAPTADOR DE CARGA

CK 750 V1 *MOUNTS*

Low Profile

AZOL GAS

B21-045

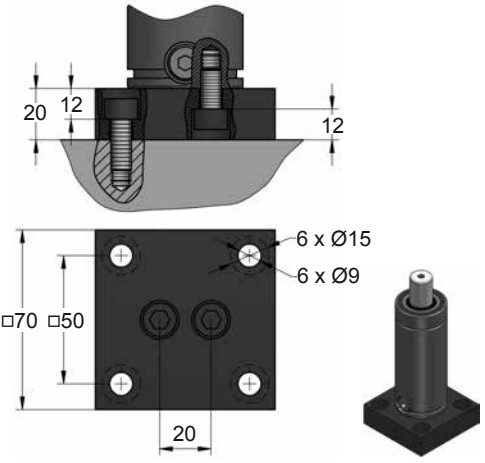

B76-045

ISO E24.54.815.G

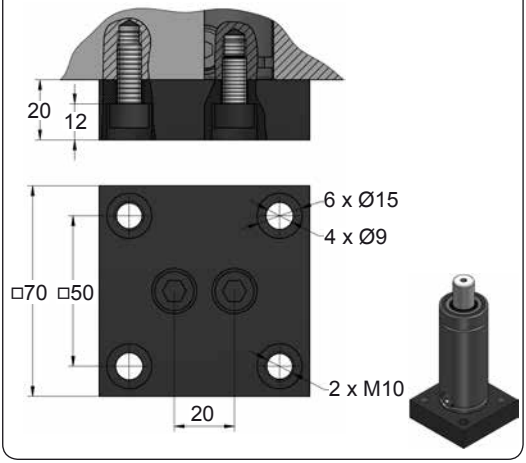

C05-045

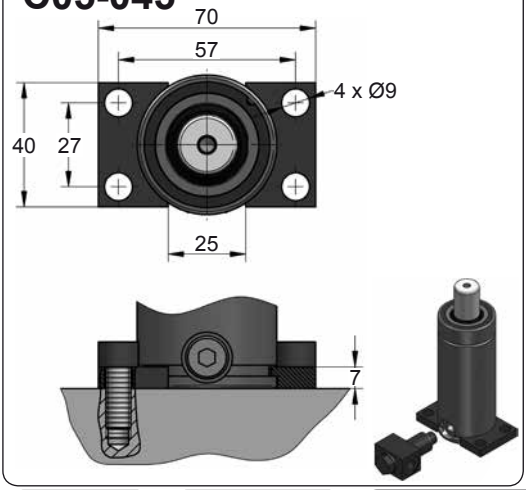

C20-045

ISO VDI E24.54.815.G EM24.54.700/F

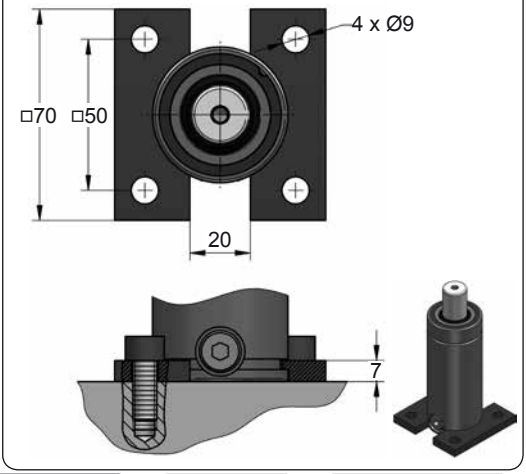







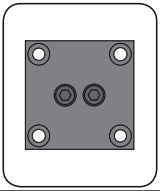

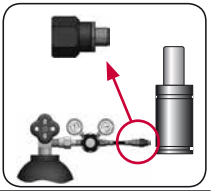

CODE		CK 750 050 V1	KIT XXXXXXX-S KIT XXXXXXX-C	B21-045	18 GA 5
ENG	ORDER	GAS SPRING	REPAIR KIT	FLANGE	CHARGING ADAPTER
DEU	BESTELLUNG	GASDRUCKFEDER	ERSATZTEILSATZ	FLANSCHE	LADEADAPTER
FRA	COMMANDE	RESSORT À GAZ	KIT DE RÉPARATION	BRIDE	RACCORD DE CHARGE
ITA	ORDINE	CILINDRO AD AZOTO	KIT DI MANUTENZIONE	FLANGE	ADATTATORE DI CARICO
ESP	PEDIDO	RESORTE DE GAS	KIT DE REPARACION	BRIDA	ADAPTADOR DE CARGA
POR	PEDIDO	CILINDRO DE GÁS	KIT DE MANUTENÇÃO	FLANGE	ADAPTADOR DE CARGA

AZOL GAS

CK 750 V1 MOUNTS

Low Profile

D02-045

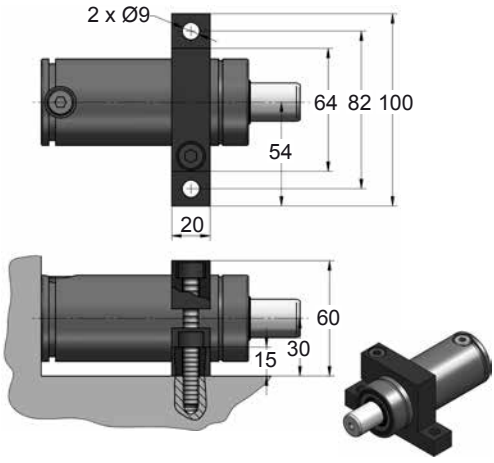

D67-045

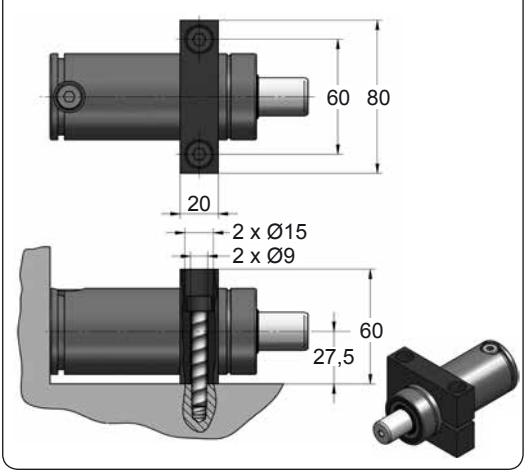







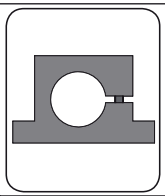

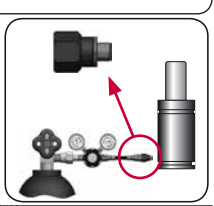

CODE		CK 750 050 V1	KIT XXXXXXX-S KIT XXXXXXX-C	D02-045	18 GA 5
ENG	ORDER	GAS SPRING	REPAIR KIT	FLANGE	CHARGING ADAPTER
DEU	BESTELLUNG	GASDRUCKFEDER	ERSATZTEILSATZ	FLANSCHE	LADEADAPTER
FRA	COMMANDE	RESSORT À GAZ	KIT DE RÉPARATION	BRIDE	RACCORD DE CHARGE
ITA	ORDINE	CILINDRO AD AZOTO	KIT DI MANUTENZIONE	FLANGE	ADATTATORE DI CARICO
ESP	PEDIDO	RESORTE DE GAS	KIT DE REPARACION	BRIDA	ADAPTADOR DE CARGA
POR	PEDIDO	CILINDRO DE GÁS	KIT DE MANUTENÇÃO	FLANGE	ADAPTADOR DE CARGA

CK 1000

Low Profile

AZOL GAS

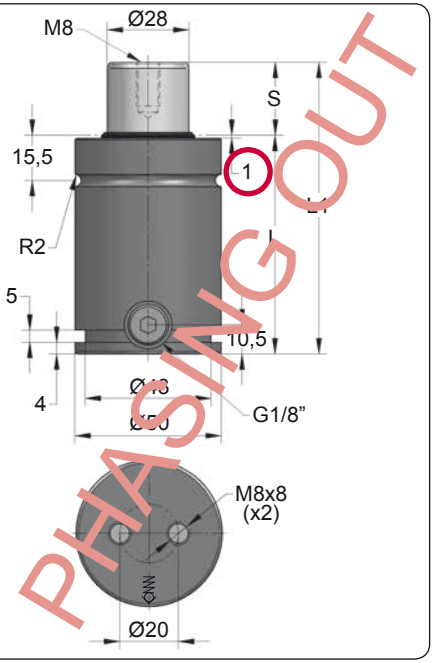

PHASING OUT

ORDER	S (mm)	L1 ±0,25 (mm)	L (mm)	Kg.
CK 1000 012	12	74	62	0.65
CK 1000 019	19	88	69	0.72
CK 1000 025	25	100	75	0.77
CK 1000 038	38	126	88	0.93
CK 1000 050	50	150	100	1.02
CK 1000 063	63	176	113	1.15
CK 1000 080	80	210	130	1.35
CK 1000 100	100	250	150	1.47

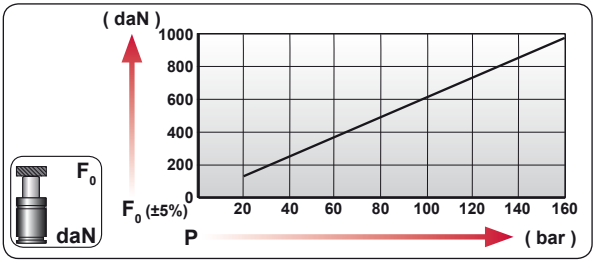

CODE	bar	psi	F0 daN	F1 daN
CK 1000 050	160	2320	985	1710
CK-H 1000 050	0	0	---	---

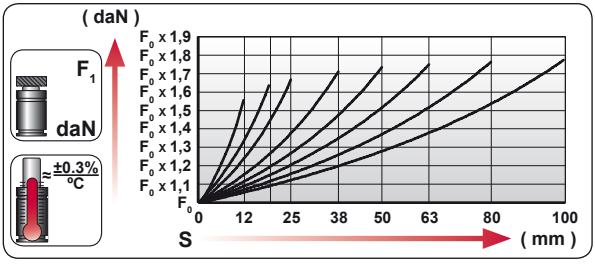

ENG	ORDER
DEU	BESTELLUNG
FRA	COMMANDE
ITA	ORDINE
ESP	PEDIDO
POR	PEDIDO

F0 daN — S mm

CK 1000 50

CK 1000 050

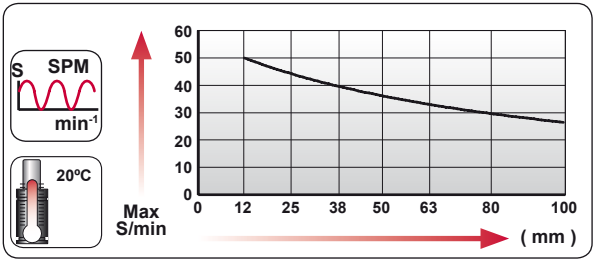



N_2	Smax < 90%	Vmax 1,6 m/s	bar psi 20 290	bar psi 160 2320	ºC ºF 0 32	ºC ºF 80 176	600 CP-

AZOL GAS

CK 1000 MOUNTS

Low Profile

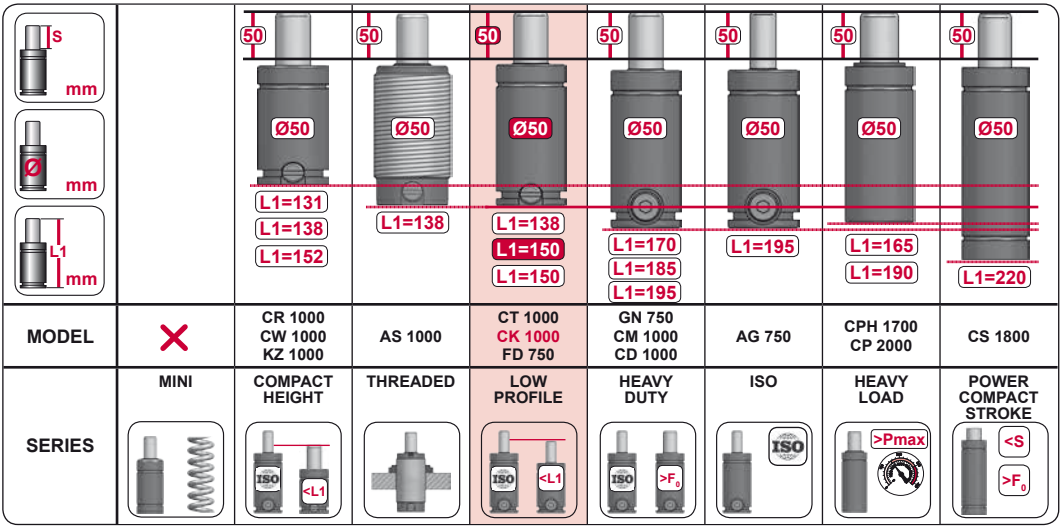

MODEL		CR 1000 CW 1000 KZ 1000	AS 1000	CT 1000 CK 1000 FD 750	GN 750 CM 1000 CD 1000	AG 750	CPH 1700 CP 2000	CS 1800
SERIES	MINI	COMPACT HEIGHT	THREADED	LOW PROFILE	HEAVY DUTY	ISO	HEAVY LOAD	POWER COMPACT STROKE



CODE		CK 1000 050	KIT XXXXXXX-S KIT XXXXXXX-C	A14-050	18 GA 5
ENG	ORDER	GAS SPRING	REPAIR KIT	FLANGE	CHARGING ADAPTER
DEU	BESTELLUNG	GASDRUCKFEDER	ERSATZTEILSATZ	FLANSCHE	LADEADAPTER
FRA	COMMANDE	RESSORT À GAZ	KIT DE RÉPARATION	BRIDE	RACCORD DE CHARGE
ITA	ORDINE	CILINDRO AD AZOTO	KIT DI MANUTENZIONE	FLANGE	ADATTATORE DI CARICO
ESP	PEDIDO	RESORTE DE GAS	KIT DE REPARACION	BRIDA	ADAPTADOR DE CARGA
POR	PEDIDO	CILINDRO DE GÁS	KIT DE MANUTENÇÃO	FLANGE	ADAPTADOR DE CARGA

CK 1000 V1

Low Profile

AZOL GAS

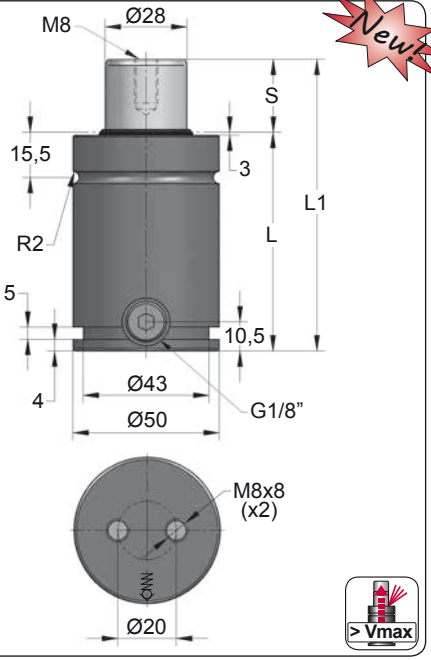

ORDER	S (mm)	L1 ±0,25 (mm)	L (mm)	Kg.
CK 1000 012 V1	12	74	62	0.65
CK 1000 019 V1	19	88	69	0.72
CK 1000 025 V1	25	100	75	0.77
CK 1000 038 V1	38	126	88	0.93
CK 1000 050 V1	50	150	100	1.02
CK 1000 063 V1	63	176	113	1.15
CK 1000 080 V1	80	210	130	1.35
CK 1000 100 V1	100	250	150	1.47

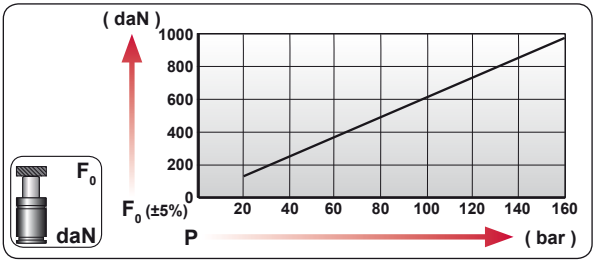

CODE	bar	psi	F_0 daN	F_1 daN
CK 1000 050 V1	160	2320	985	1710
CK-H 1000 050 V1	0	0	---	---

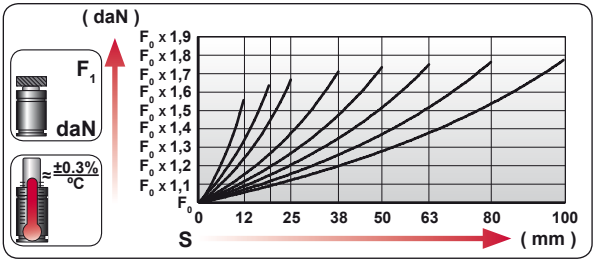

ENG	ORDER
DEU	BESTELLUNG
FRA	COMMANDE
ITA	ORDINE
ESP	PEDIDO
POR	PEDIDO

F_0 daN — S mm

CK 1000 50

CK 1000 050 V1

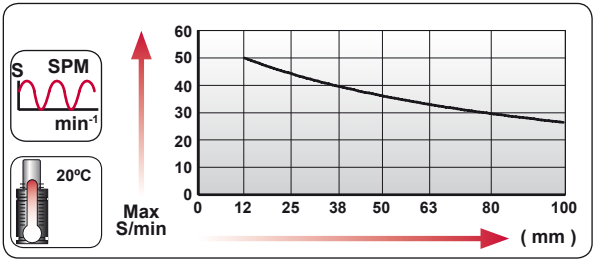



N_2	Smax < 90%	Vmax 1,6 m/s	bar psi 20 290	bar psi 160 2320	°C °F 0 32	°C °F 80 176	600 CP-

AZOL GAS

CK 1000 V1 *MOUNTS*

Low Profile

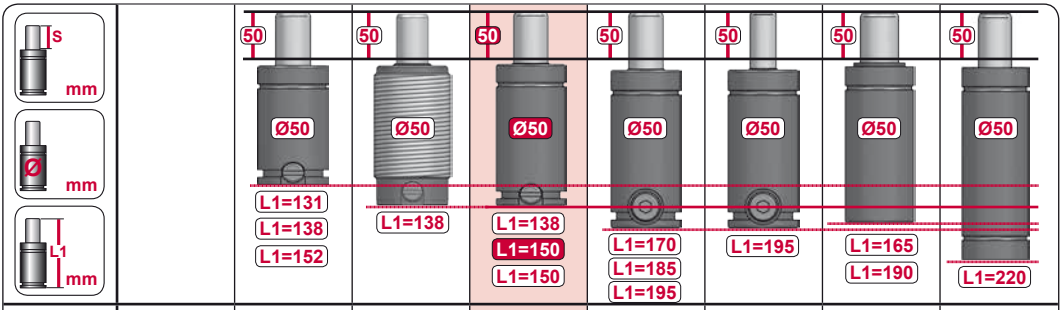

MODEL		CR 1000 CW 1000 KZ 1000	AS 1000	CT 1000 CK 1000 FD 750	GN 750 CM 1000 CD 1000	AG 750	CPH 1700 CP 2000	CS 1800
SERIES	MINI	COMPACT HEIGHT	THREADED	LOW PROFILE	HEAVY DUTY	ISO	HEAVY LOAD	POWER COMPACT STROKE

A14-050

ISO E24.54.815.G EM24.54.700/F

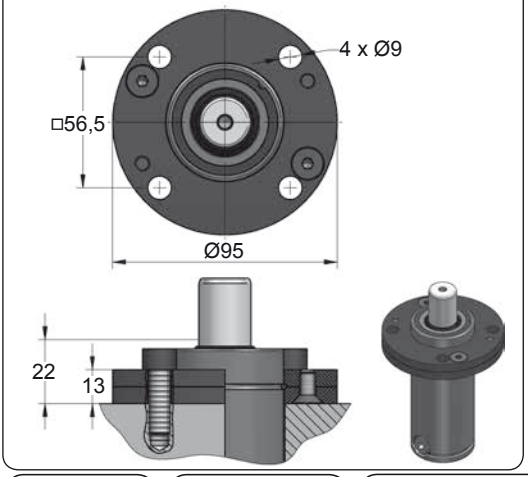

A34-050

ISO VDI

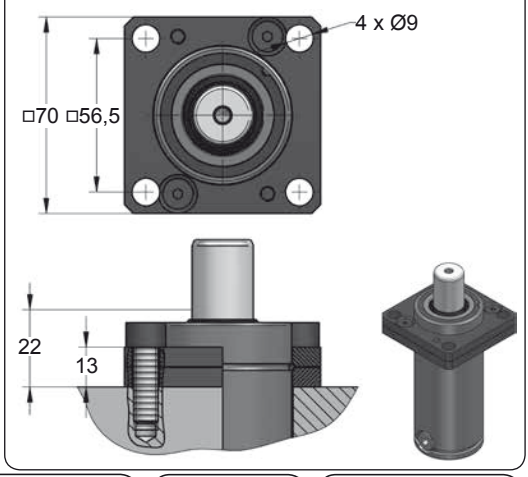



CODE		CK 1000 050 V1	KIT XXXXXXX-S KIT XXXXXXX-C	A14-050	18 GA 5
ENG	ORDER	GAS SPRING	REPAIR KIT	FLANGE	CHARGING ADAPTER
DEU	BESTELLUNG	GASDRUCKFEDER	ERSATZTEILSATZ	FLANSCHE	LADEADAPTER
FRA	COMMANDE	RESSORT À GAZ	KIT DE RÉPARATION	BRIDE	RACCORD DE CHARGE
ITA	ORDINE	CILINDRO AD AZOTO	KIT DI MANUTENZIONE	FLANGE	ADATTATORE DI CARICO
ESP	PEDIDO	RESORTE DE GAS	KIT DE REPARACION	BRIDA	ADAPTADOR DE CARGA
POR	PEDIDO	CILINDRO DE GÁS	KIT DE MANUTENÇÃO	FLANGE	ADAPTADOR DE CARGA

CK 1000 V1 MOUNTS

Low Profile

AZOL GAS

B21-050

EM24.54.700/F

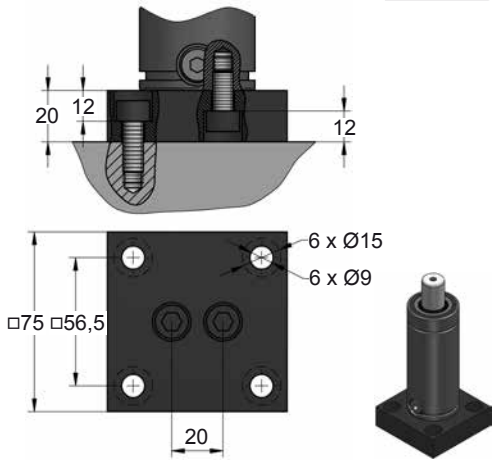

B76-050

E24.54.815.G
EM24.54.700/F

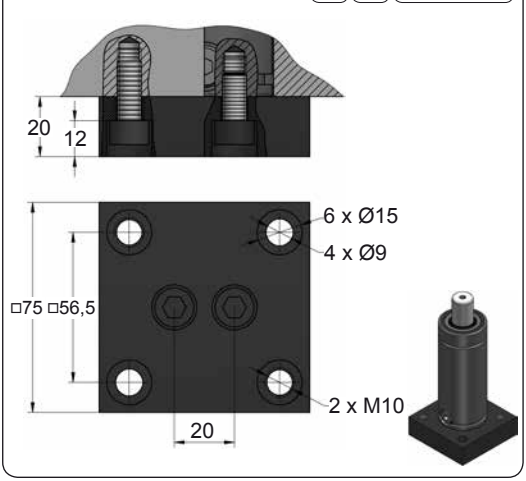

C35-050

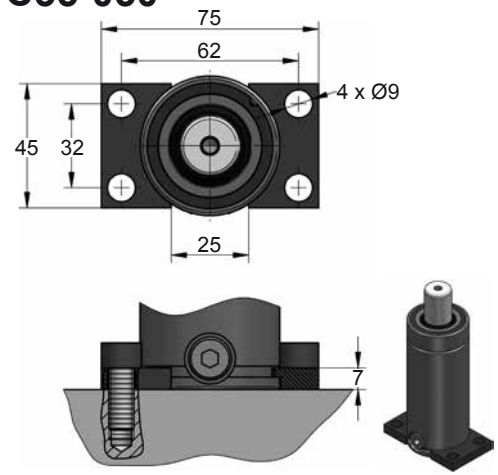

C50-050

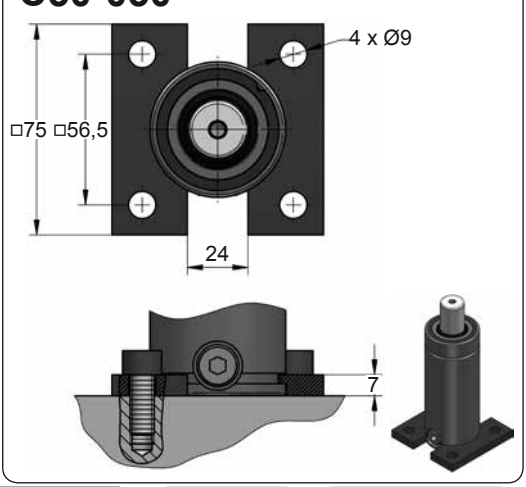







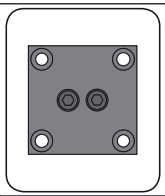

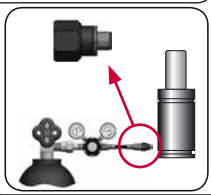

CODE		CK 1000 050 V1	KIT XXXXXXX-S KIT XXXXXXX-C	B21-050	18 GA 5
ENG	ORDER	GAS SPRING	REPAIR KIT	FLANGE	CHARGING ADAPTER
DEU	BESTELLUNG	GASDRUCKFEDER	ERSATZTEILSATZ	FLANSCHE	LADEADAPTER
FRA	COMMANDE	RESSORT À GAZ	KIT DE RÉPARATION	BRIDE	RACCORD DE CHARGE
ITA	ORDINE	CILINDRO AD AZOTO	KIT DI MANUTENZIONE	FLANGE	ADATTATORE DI CARICO
ESP	PEDIDO	RESORTE DE GAS	KIT DE REPARACION	BRIDA	ADAPTADOR DE CARGA
POR	PEDIDO	CILINDRO DE GÁS	KIT DE MANUTENÇÃO	FLANGE	ADAPTADOR DE CARGA

AZOL GAS

CK 1000 V1 MOUNTS

Low Profile

D02-050

ISO E24.54.815.G EM24.54.700/F

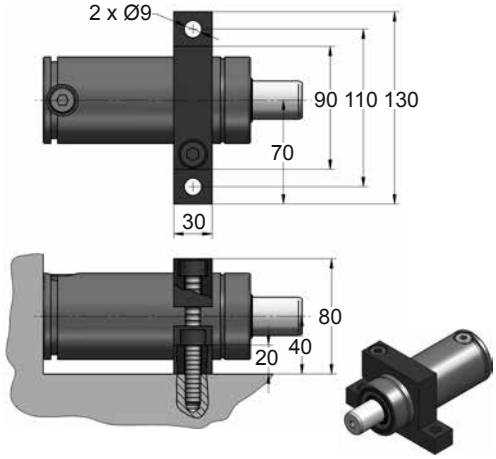

D67-050

VDI

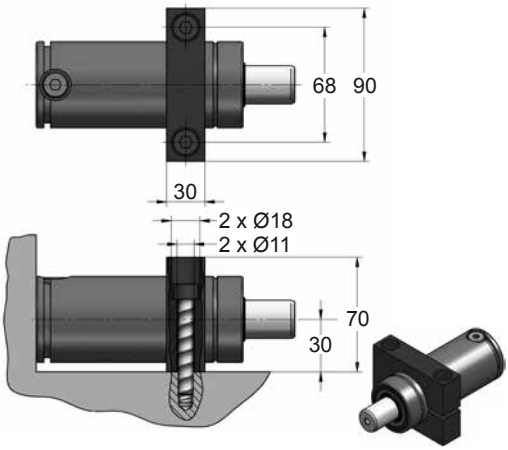







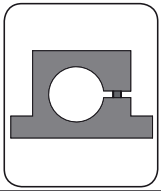

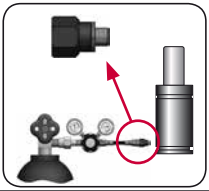

CODE		CK 1000 050 V1	KIT XXXXXXX-S KIT XXXXXXX-C	D02-050	18 GA 5
ENG	ORDER	GAS SPRING	REPAIR KIT	FLANGE	CHARGING ADAPTER
DEU	BESTELLUNG	GASDRUCKFEDER	ERSATZTEILSATZ	FLANSCHE	LADEADAPTER
FRA	COMMANDE	RESSORT À GAZ	KIT DE RÉPARATION	BRIDE	RACCORD DE CHARGE
ITA	ORDINE	CILINDRO AD AZOTO	KIT DI MANUTENZIONE	FLANGE	ADATTATORE DI CARICO
ESP	PEDIDO	RESORTE DE GAS	KIT DE REPARACION	BRIDA	ADAPTADOR DE CARGA
POR	PEDIDO	CILINDRO DE GÁS	KIT DE MANUTENÇÃO	FLANGE	ADAPTADOR DE CARGA

CK 1500 V1

Low Profile

AZOL GAS

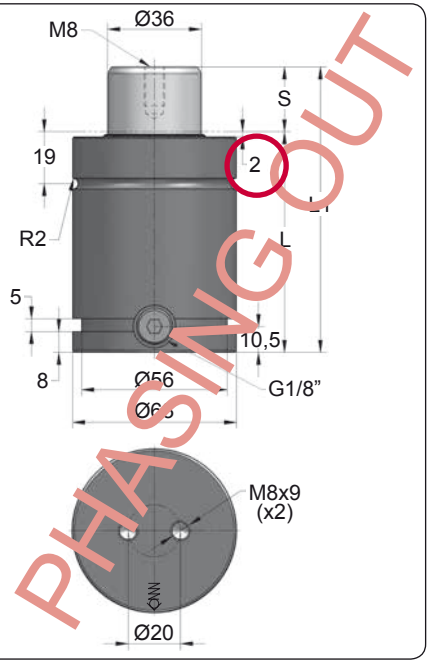

ORDER	S (mm)	L1 ±0,25 (mm)	L (mm)	Kg.
CK 1500 012 V1	12	84	72	1.30
CK 1500 025 V1	25	110	85	1.36
CK 1500 038 V1	38	136	98	1.75
CK 1500 050 V1	50	160	110	1.93
CK 1500 063 V1	63	186	123	2.10
CK 1500 080 V1	80	220	140	2.36
CK 1500 100 V1	100	260	160	2.60

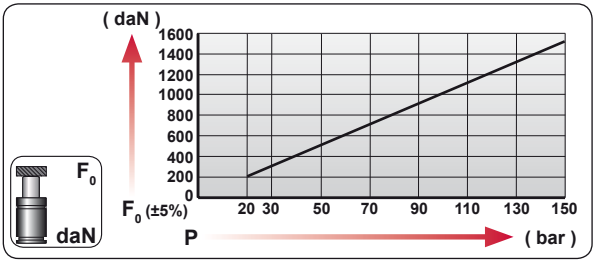

CODE	bar	psi	F_0 daN	F_1 daN
CK 1500 050 V1	150	2175	1530	2605
CK-H 1500 050 V1	0	0	---	---

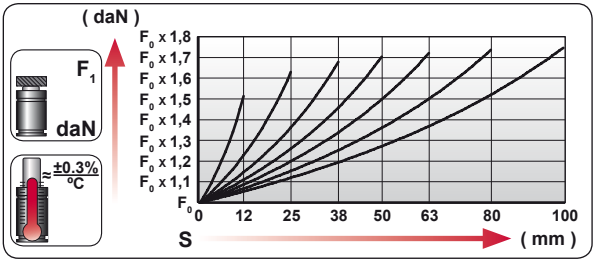

ENG	ORDER
DEU	BESTELLUNG
FRA	COMMANDE
ITA	ORDINE
ESP	PEDIDO
POR	PEDIDO

F_0 daN — S mm

CK 1500 50

CK 1500 050 V1

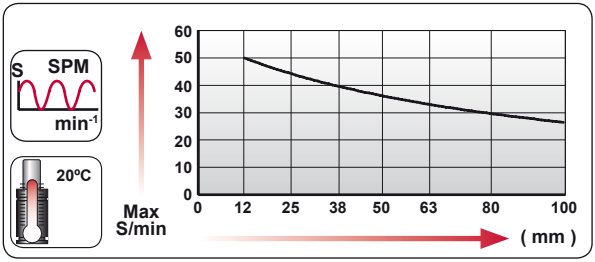



N_2	Smax < 90%	Vmax 1,6 m/s	bar psi 20 290	bar psi 150 2175	°C °F 0 32	°C °F 80 176	600 CP-

AZOL GAS

CK 1500 V1 *MOUNTS*

Low Profile

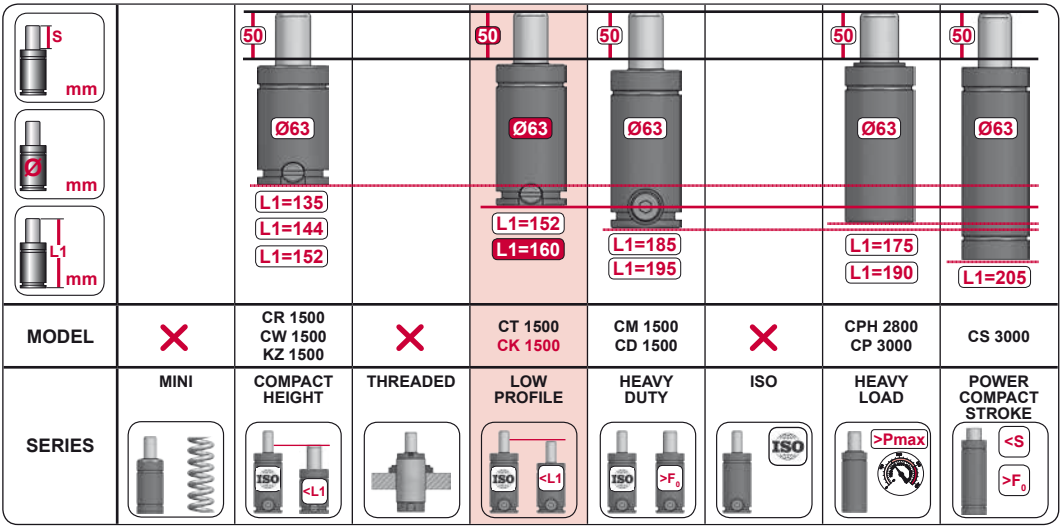

MODEL	✕	CR 1500 CW 1500 KZ 1500	✕	CT 1500 CK 1500	CM 1500 CD 1500	✕	CPH 2800 CP 3000	CS 3000
SERIES	MINI	COMPACT HEIGHT	THREADED	LOW PROFILE	HEAVY DUTY	ISO	HEAVY LOAD	POWER COMPACT STROKE



CODE		CK 1500 050 V1	KIT XXXXXXX-S KIT XXXXXXX-C	A14-063	18 GA 5
ENG	ORDER	GAS SPRING	REPAIR KIT	FLANGE	CHARGING ADAPTER
DEU	BESTELLUNG	GASDRUCKFEDER	ERSATZTEILSATZ	FLANSCHE	LADEADAPTER
FRA	COMMANDE	RESSORT À GAZ	KIT DE RÉPARATION	BRIDE	RACCORD DE CHARGE
ITA	ORDINE	CILINDRO AD AZOTO	KIT DI MANUTENZIONE	FLANGE	ADATTATORE DI CARICO
ESP	PEDIDO	RESORTE DE GAS	KIT DE REPARACION	BRIDA	ADAPTADOR DE CARGA
POR	PEDIDO	CILINDRO DE GÁS	KIT DE MANUTENÇÃO	FLANGE	ADAPTADOR DE CARGA

CK 1500 V2

Low Profile

AZOL GAS

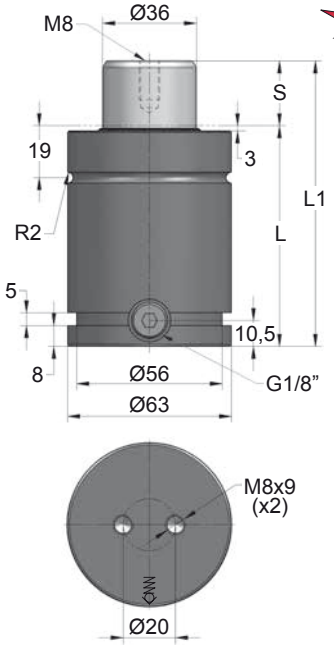

Newt

ORDER	S (mm)	L1 ±0,25 (mm)	L (mm)	Kg.
CK 1500 012 V2	12	84	72	1.30
CK 1500 025 V2	25	110	85	1.36
CK 1500 038 V2	38	136	98	1.75
CK 1500 050 V2	50	160	110	1.93
CK 1500 063 V2	63	186	123	2.10
CK 1500 080 V2	80	220	140	2.36
CK 1500 100 V2	100	260	160	2.60

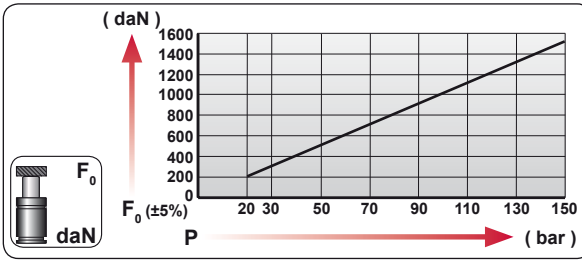

CODE	bar	psi	F0 daN	F1 daN
CK 1500 050 V2	150	2175	1530	2605
CK-H 1500 050 V2	0	0	---	---

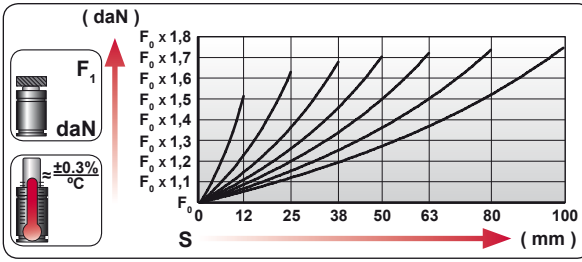

ENG	ORDER
DEU	BESTELLUNG
FRA	COMMANDE
ITA	ORDINE
ESP	PEDIDO
POR	PEDIDO

F0 daN — S mm

CK 1500 50

CK 1500 050 V2

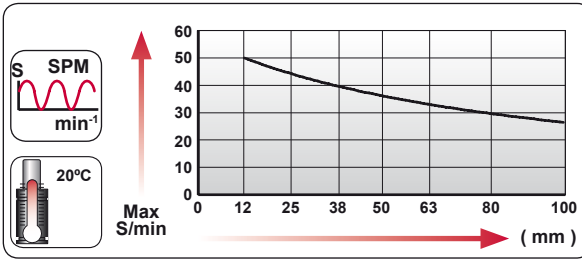



N_2	Smax < 90%	Vmax 1,6 m/s	bar psi 20 290	bar psi 150 2175	°C °F 0 32	°C °F 80 176	600 CP-

AZOL GAS

CK 1500 V2 MOUNTS

Low Profile

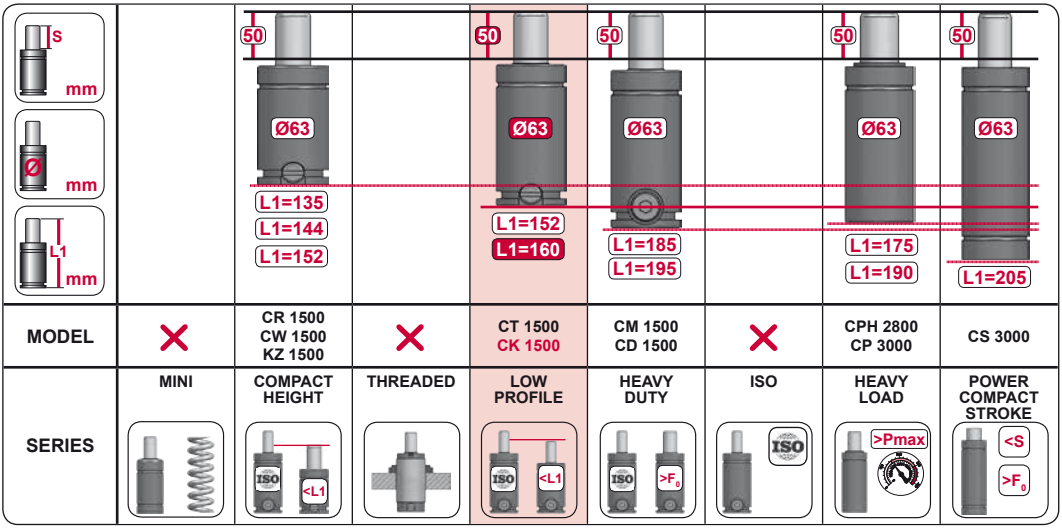

MODEL		CR 1500 CW 1500 KZ 1500		CT 1500 CK 1500	CM 1500 CD 1500		CPH 2800 CP 3000	CS 3000
SERIES	MINI	COMPACT HEIGHT	THREADED	LOW PROFILE	HEAVY DUTY	ISO	HEAVY LOAD	POWER COMPACT STROKE

A14-063

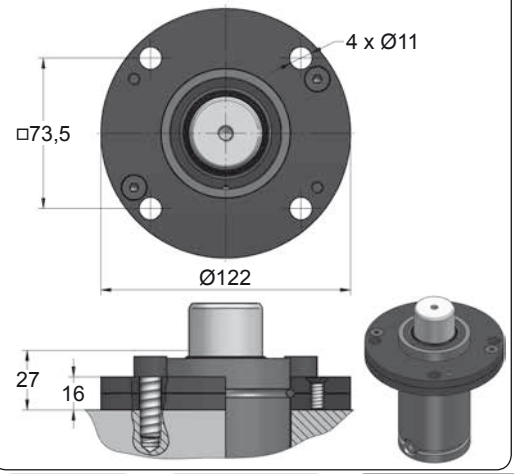

A39-063

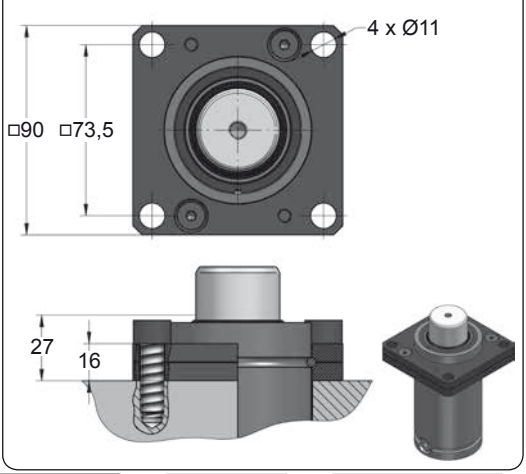







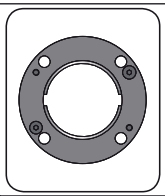

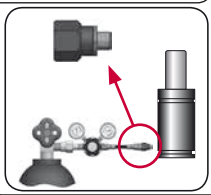

CODE		CK 1500 050 V2	KIT XXXXXXX-S KIT XXXXXXX-C	A14-063	18 GA 5
ENG	ORDER	GAS SPRING	REPAIR KIT	FLANGE	CHARGING ADAPTER
DEU	BESTELLUNG	GASDRUCKFEDER	ERSATZTEILSATZ	FLANSCHE	LADEADAPTER
FRA	COMMANDE	RESSORT À GAZ	KIT DE RÉPARATION	BRIDE	RACCORD DE CHARGE
ITA	ORDINE	CILINDRO AD AZOTO	KIT DI MANUTENZIONE	FLANGE	ADATTATORE DI CARICO
ESP	PEDIDO	RESORTE DE GAS	KIT DE REPARACION	BRIDA	ADAPTADOR DE CARGA
POR	PEDIDO	CILINDRO DE GÁS	KIT DE MANUTENÇÃO	FLANGE	ADAPTADOR DE CARGA

CK 1500 V2 MOUNTS

Low Profile

AZOL GAS

A69-063

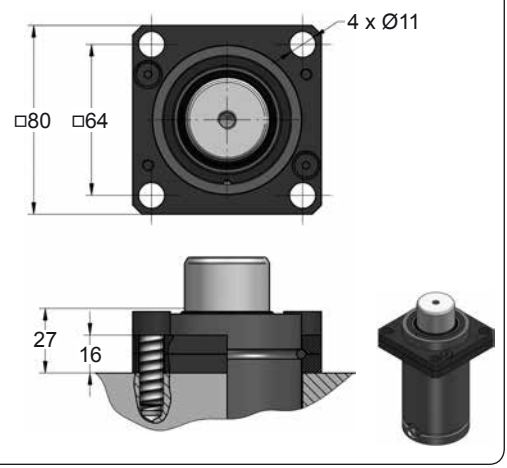

B21-063

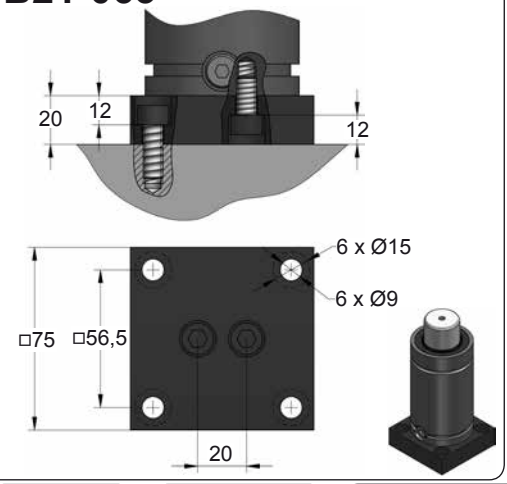

B76-063

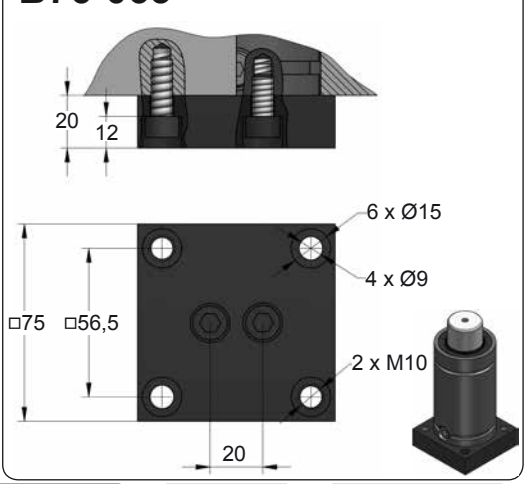







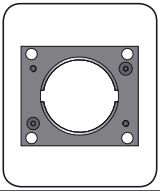

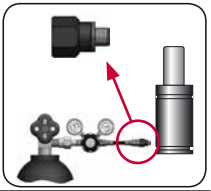

CODE		CK 1500 050 V2	KIT XXXXXXX-S KIT XXXXXXX-C	A69-063	18 GA 5
ENG	ORDER	GAS SPRING	REPAIR KIT	FLANGE	CHARGING ADAPTER
DEU	BESTELLUNG	GASDRUCKFEDER	ERSATZTEILSATZ	FLANSCHE	LADEADAPTER
FRA	COMMANDE	RESSORT À GAZ	KIT DE RÉPARATION	BRIDE	RACCORD DE CHARGE
ITA	ORDINE	CILINDRO AD AZOTO	KIT DI MANUTENZIONE	FLANGE	ADATTATORE DI CARICO
ESP	PEDIDO	RESORTE DE GAS	KIT DE REPARACION	BRIDA	ADAPTADOR DE CARGA
POR	PEDIDO	CILINDRO DE GÁS	KIT DE MANUTENÇÃO	FLANGE	ADAPTADOR DE CARGA

AZOL GAS

CK 1500 V2 MOUNTS

Low Profile

C05-063

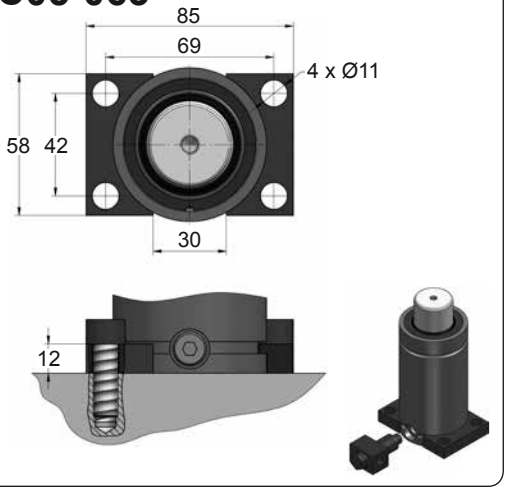

C35-063

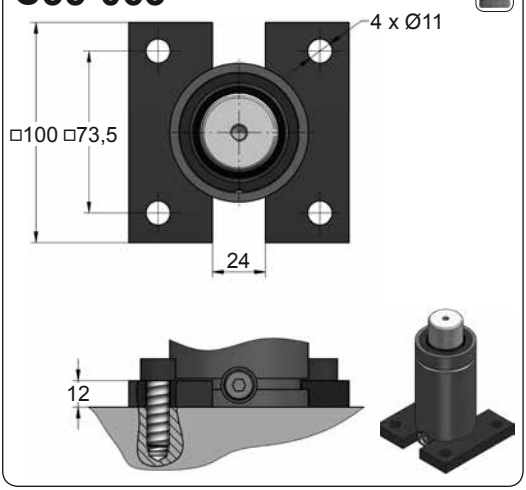

D02-063

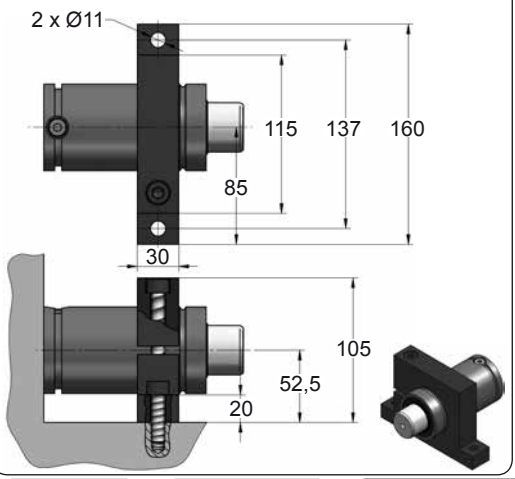

D67-063

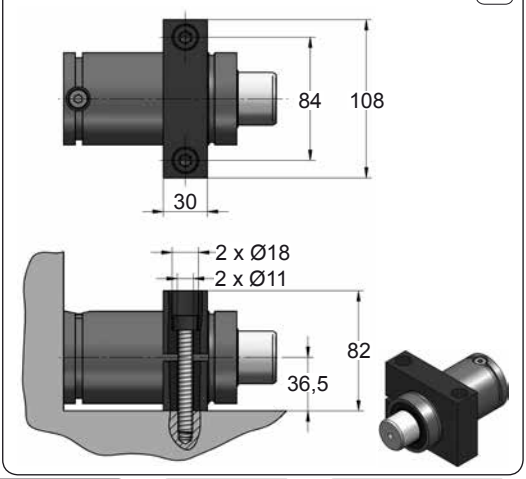



CODE		CK 1500 050 V2	KIT XXXXXXX-S KIT XXXXXXX-C	C05-063	18 GA 5
ENG	ORDER	GAS SPRING	REPAIR KIT	FLANGE	CHARGING ADAPTER
DEU	BESTELLUNG	GASDRUCKFEDER	ERSATZTEILSATZ	FLANSCHE	LADEADAPTER
FRA	COMMANDE	RESSORT À GAZ	KIT DE RÉPARATION	BRIDE	RACCORD DE CHARGE
ITA	ORDINE	CILINDRO AD AZOTO	KIT DI MANUTENZIONE	FLANGE	ADATTATORE DI CARICO
ESP	PEDIDO	RESORTE DE GAS	KIT DE REPARACION	BRIDA	ADAPTADOR DE CARGA
POR	PEDIDO	CILINDRO DE GÁS	KIT DE MANUTENÇÃO	FLANGE	ADAPTADOR DE CARGA

CK 2500

Low Profile

AZOL GAS

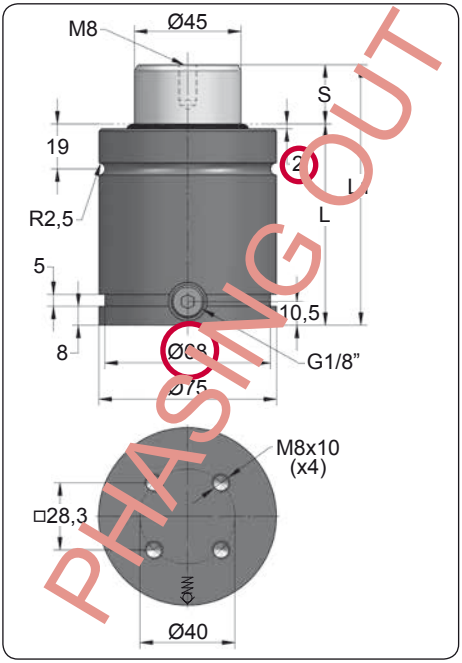

ORDER	S (mm)	L1 ±0,25 (mm)	L (mm)	Kg.
CK 2500 012	12	84	72	2.00
CK 2500 025	25	110	85	2.17
CK 2500 038	38	136	98	2.44
CK 2500 050	50	160	110	2.66
CK 2500 063	63	186	123	2.94
CK 2500 080	80	220	140	3.27
CK 2500 100	100	260	160	3.50

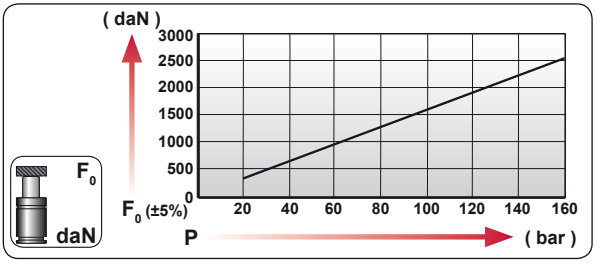

CODE	bar	psi	F0 daN	F1 daN
CK 2500 050	160	2320	2545	4135
CK-H 2500 050	0	0	---	---

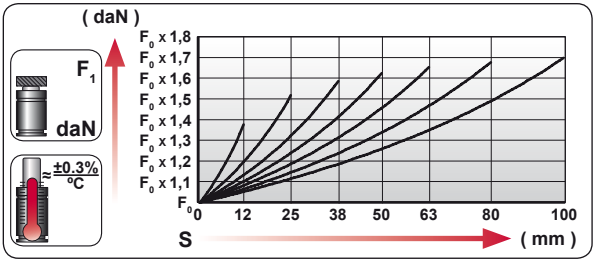

ENG	ORDER
DEU	BESTELLUNG
FRA	COMMANDE
ITA	ORDINE
ESP	PEDIDO
POR	PEDIDO

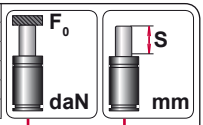

CK 2500 50

CK 2500 050

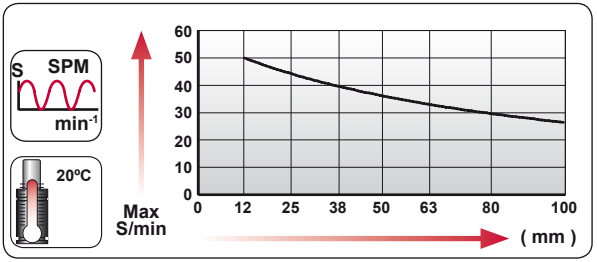



N_2	Smax < 90%	Vmax 1,6 m/s	bar psi 20 290	bar psi 160 2320	°C °F 0 32	°C °F 80 176	600 CP-

AZOL GAS

CK 2500 MOUNTS

Low Profile

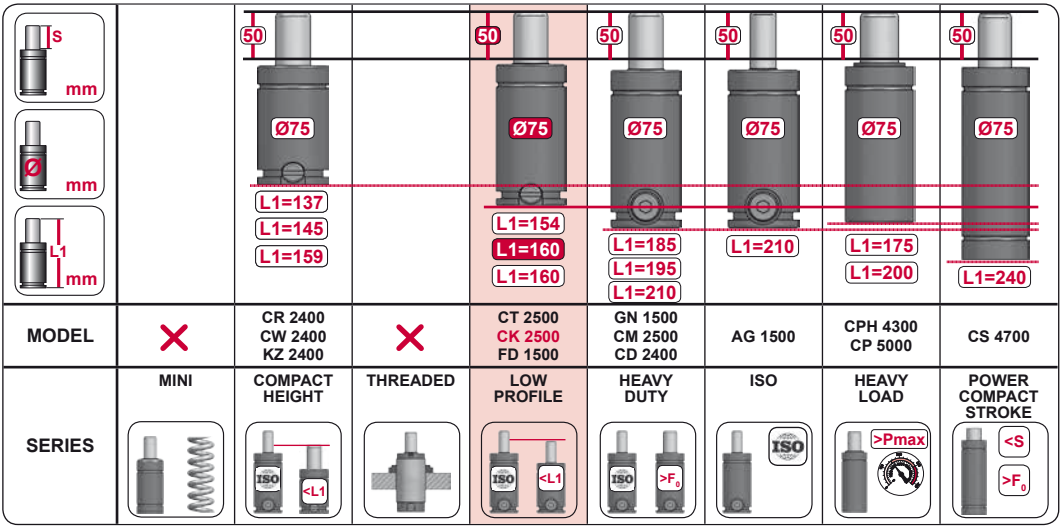

MODEL	✕	CR 2400 CW 2400 KZ 2400	✕	CT 2500 CK 2500 FD 1500	GN 1500 CM 2500 CD 2400	AG 1500	CPH 4300 CP 5000	CS 4700
SERIES	MINI	COMPACT HEIGHT	THREADED	LOW PROFILE	HEAVY DUTY	ISO	HEAVY LOAD	POWER COMPACT STROKE



CODE		CK 2500 050	KIT XXXXXXX-S KIT XXXXXXX-C	A14-075	18 GA 5
ENG	ORDER	GAS SPRING	REPAIR KIT	FLANGE	CHARGING ADAPTER
DEU	BESTELLUNG	GASDRUCKFEDER	ERSATZTEILSATZ	FLANSCHE	LADEADAPTER
FRA	COMMANDE	RESSORT À GAZ	KIT DE RÉPARATION	BRIDE	RACCORD DE CHARGE
ITA	ORDINE	CILINDRO AD AZOTO	KIT DI MANUTENZIONE	FLANGE	ADATTATORE DI CARICO
ESP	PEDIDO	RESORTE DE GAS	KIT DE REPARACION	BRIDA	ADAPTADOR DE CARGA
POR	PEDIDO	CILINDRO DE GÁS	KIT DE MANUTENÇÃO	FLANGE	ADAPTADOR DE CARGA

CK 2500 V1

Low Profile

AZOL GAS

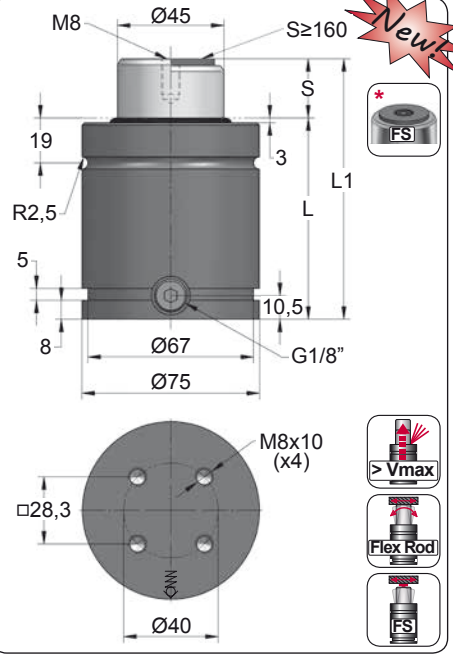

ORDER	S (mm)	L1 ±0,25 (mm)	L (mm)	Kg.
CK 2500 012 V1	12	84	72	2.00
CK 2500 025 V1	25	110	85	2.17
CK 2500 038 V1	38	136	98	2.44
CK 2500 050 V1	50	160	110	2.66
CK 2500 063 V1 *	63	186	123	2.94
CK 2500 080 V1 *	80	220	140	3.27
CK 2500 100 V1 *	100	260	160	3.50

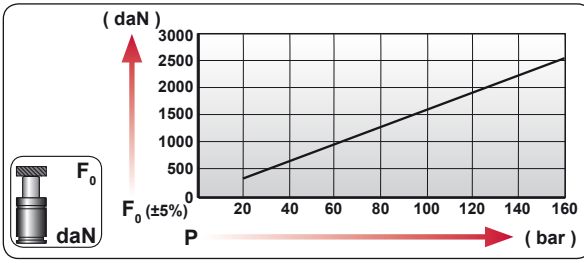

CODE	bar	psi	F_0 daN	F_1 daN
CK 2500 050 V1	160	2320	2545	4135
CK-H 2500 050 V1	0	0	---	---

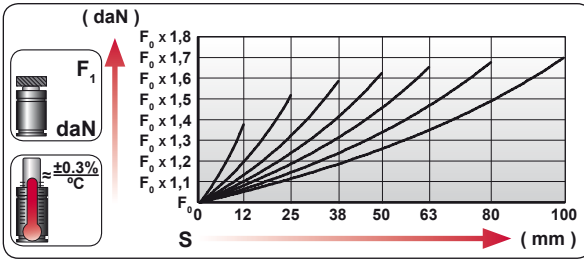

ENG	ORDER
DEU	BESTELLUNG
FRA	COMMANDE
ITA	ORDINE
ESP	PEDIDO
POR	PEDIDO

F_0 daN — S mm

CK 2500 50

CK 2500 050 V1

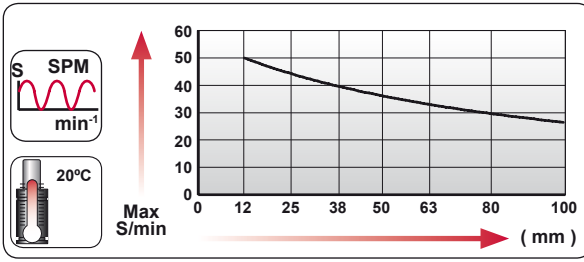



N_2	Smax < 90%	Vmax 1,6 m/s	bar psi 20 290	bar psi 160 2320	°C °F 0 32	°C °F 80 176	600 CP-

AZOL GAS

CK 2500 V1 *MOUNTS*

Low Profile

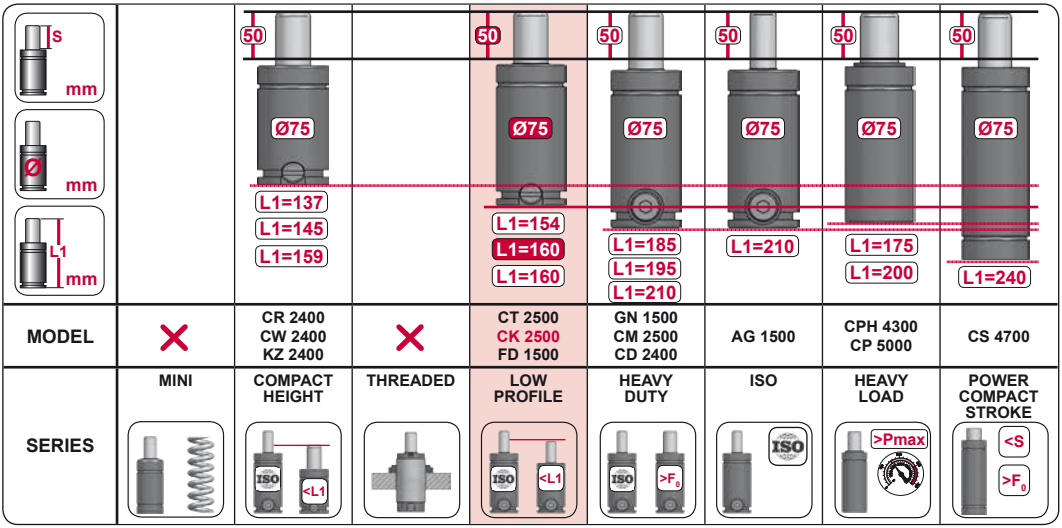

MODEL	✕	CR 2400 CW 2400 KZ 2400	✕	CT 2500 CK 2500 FD 1500	GN 1500 CM 2500 CD 2400	AG 1500	CPH 4300 CP 5000	CS 4700
SERIES	MINI	COMPACT HEIGHT	THREADED	LOW PROFILE	HEAVY DUTY	ISO	HEAVY LOAD	POWER COMPACT STROKE

A14-075

ISO E24.54.815.G EM24.54.700/F

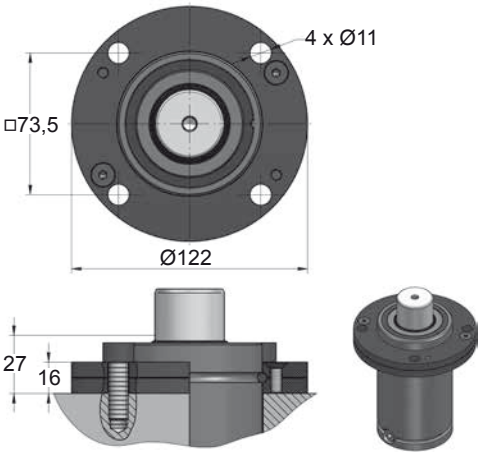

A34-075

ISO VDI

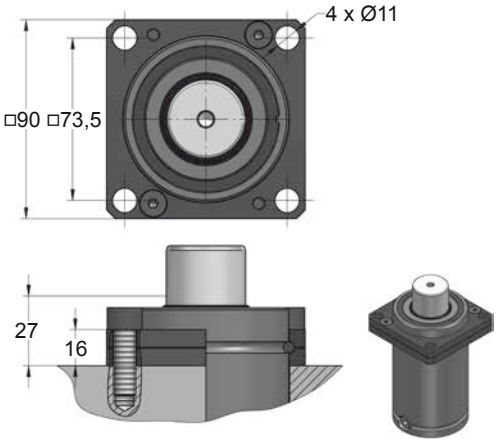



CODE		CK 2500 050 V1	KIT XXXXXXX-S KIT XXXXXXX-C	A14-075	18 GA 5
ENG	ORDER	GAS SPRING	REPAIR KIT	FLANGE	CHARGING ADAPTER
DEU	BESTELLUNG	GASDRUCKFEDER	ERSATZTEILSATZ	FLANSCHE	LADEADAPTER
FRA	COMMANDE	RESSORT À GAZ	KIT DE RÉPARATION	BRIDE	RACCORD DE CHARGE
ITA	ORDINE	CILINDRO AD AZOTO	KIT DI MANUTENZIONE	FLANGE	ADATTATORE DI CARICO
ESP	PEDIDO	RESORTE DE GAS	KIT DE REPARACION	BRIDA	ADAPTADOR DE CARGA
POR	PEDIDO	CILINDRO DE GÁS	KIT DE MANUTENÇÃO	FLANGE	ADAPTADOR DE CARGA

CK 2500 V1 MOUNTS

Low Profile

AZOL GAS

B21-075

EM24.54.700/F

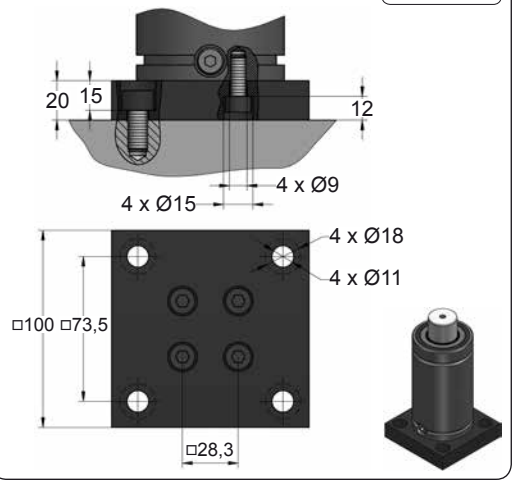

B76-075

ISO

E24.54.815.G
EM24.54.700/F

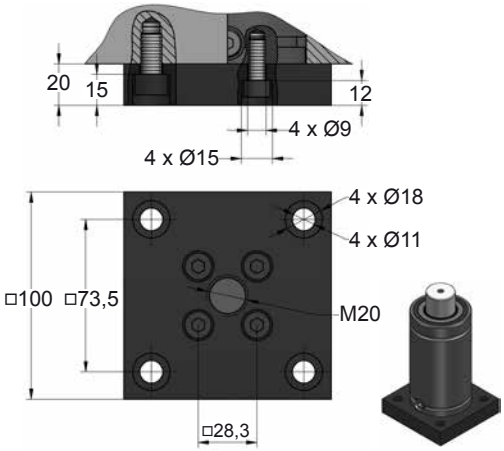

C05-075

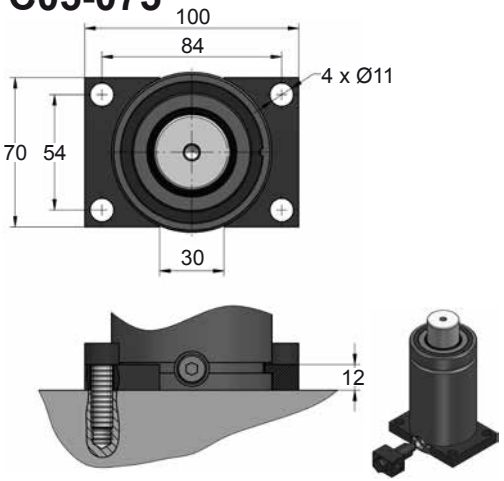

C20-075

ISO
VDI

E24.54.815.G
EM24.54.700/F

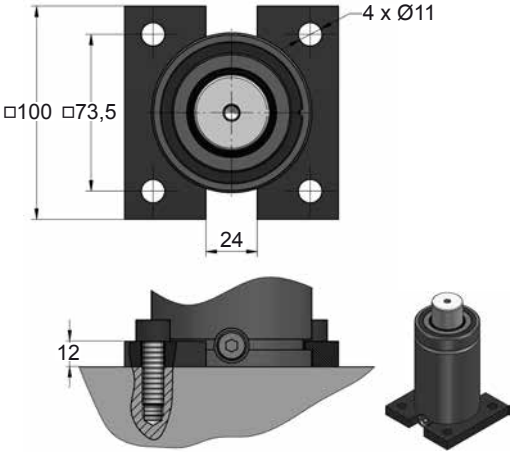







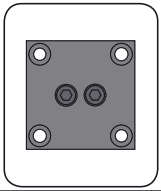

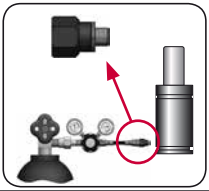

CODE		CK 2500 050 V1	KIT XXXXXXX-S KIT XXXXXXX-C	B21-075	18 GA 5
ENG	ORDER	GAS SPRING	REPAIR KIT	FLANGE	CHARGING ADAPTER
DEU	BESTELLUNG	GASDRUCKFEDER	ERSATZTEILSATZ	FLANSCHE	LADEADAPTER
FRA	COMMANDE	RESSORT À GAZ	KIT DE RÉPARATION	BRIDE	RACCORD DE CHARGE
ITA	ORDINE	CILINDRO AD AZOTO	KIT DI MANUTENZIONE	FLANGE	ADATTATORE DI CARICO
ESP	PEDIDO	RESORTE DE GAS	KIT DE REPARACION	BRIDA	ADAPTADOR DE CARGA
POR	PEDIDO	CILINDRO DE GÁS	KIT DE MANUTENÇÃO	FLANGE	ADAPTADOR DE CARGA

AZOL GAS

CK 2500 V1 *MOUNTS*

Low Profile

D02-075

ISO E24.54.815.G EM24.54.700/F

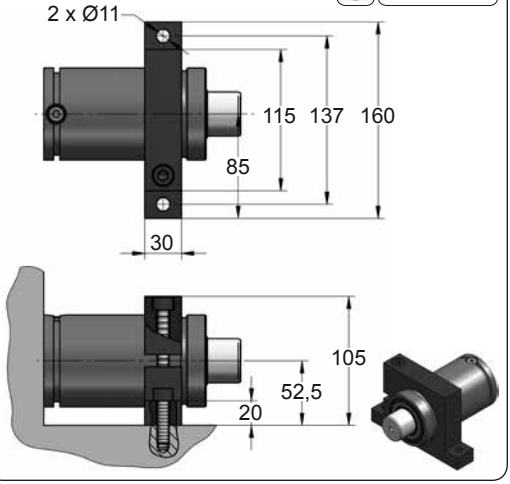

D67-075

VDI

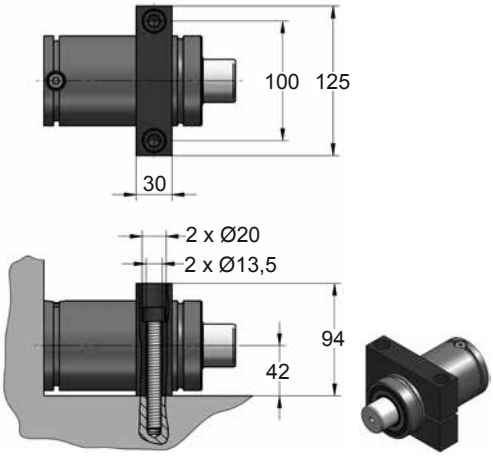







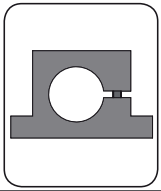

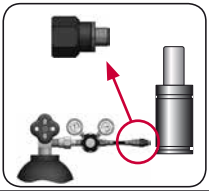

CODE		CK 2500 050 V1	KIT XXXXXXX-S KIT XXXXXXX-C	D02-075	18 GA 5
ENG	ORDER	GAS SPRING	REPAIR KIT	FLANGE	CHARGING ADAPTER
DEU	BESTELLUNG	GASDRUCKFEDER	ERSATZTEILSATZ	FLANSCHE	LADEADAPTER
FRA	COMMANDE	RESSORT À GAZ	KIT DE RÉPARATION	BRIDE	RACCORD DE CHARGE
ITA	ORDINE	CILINDRO AD AZOTO	KIT DI MANUTENZIONE	FLANGE	ADATTATORE DI CARICO
ESP	PEDIDO	RESORTE DE GAS	KIT DE REPARACION	BRIDA	ADAPTADOR DE CARGA
POR	PEDIDO	CILINDRO DE GÁS	KIT DE MANUTENÇÃO	FLANGE	ADAPTADOR DE CARGA

CK 4000

Low Profile

AZOL GAS

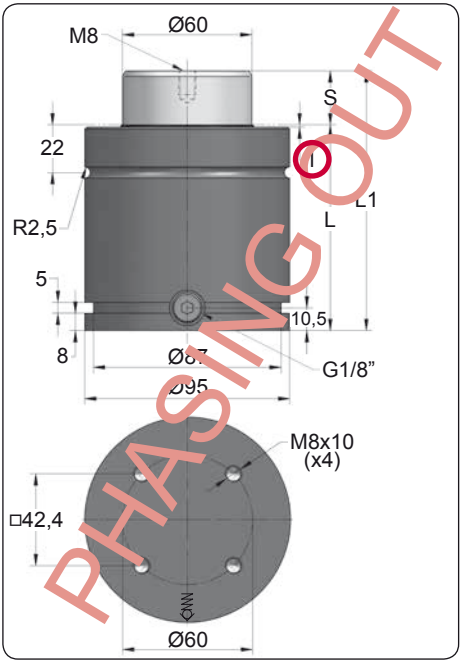

ORDER	S (mm)	L1 ±0,25 (mm)	L (mm)	Kg.
CK 4000 025	25	120	95	4.19
CK 4000 038	38	146	108	4.53
CK 4000 050	50	170	120	4.83
CK 4000 063	63	196	133	5.17
CK 4000 080	80	230	150	5.60
CK 4000 100	100	270	170	6.12

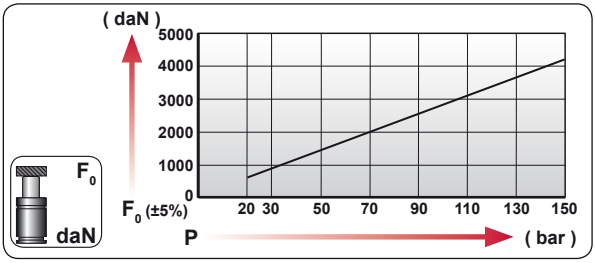

CODE	bar	psi	F0 daN	F1 daN
CK 4000 050	140	2030	3960	7415
CK-H 4000 050	0	0	---	---

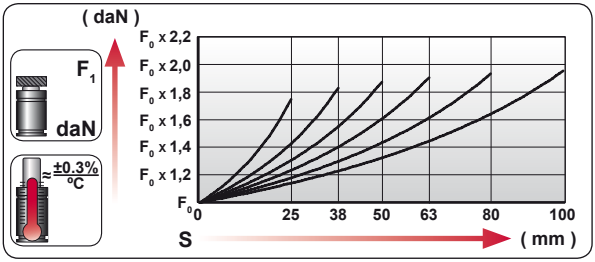

ENG	ORDER
DEU	BESTELLUNG
FRA	COMMANDE
ITA	ORDINE
ESP	PEDIDO
POR	PEDIDO

F0 daN — S mm

CK 4000 50

CK 4000 050

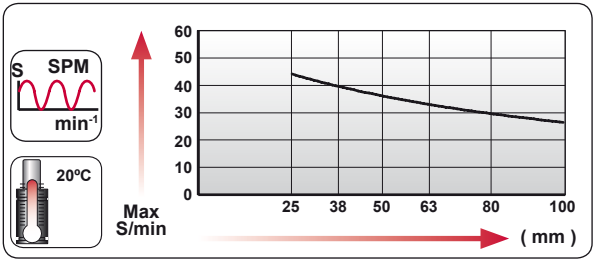



N_2	Smax < 90%	Vmax 1,6 m/s	bar psi 20 290	bar psi 150 2175	°C °F 0 32	°C °F 80 176	600 CP-

AZOL GAS

CK 4000 MOUNTS

Low Profile

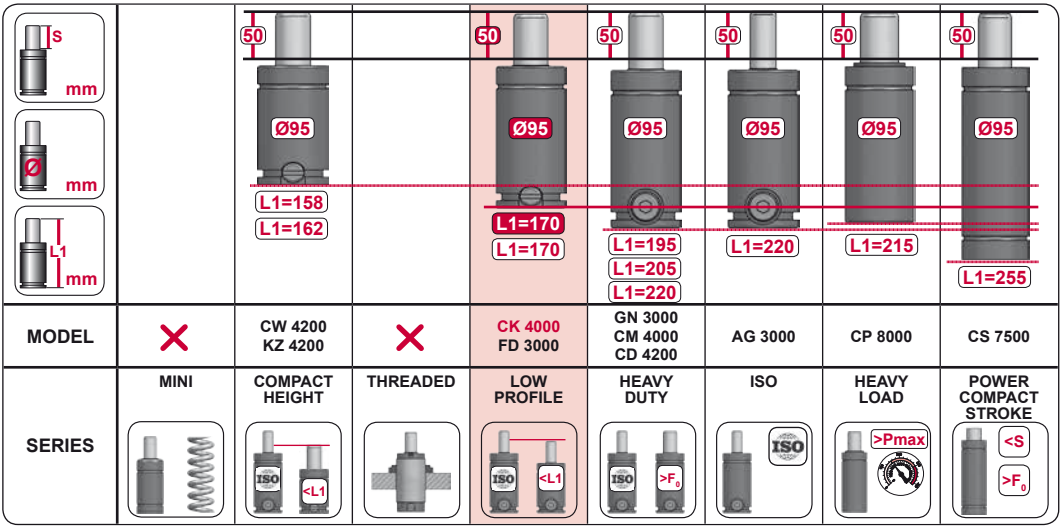

MODEL	×	CW 4200 KZ 4200	×	CK 4000 FD 3000	GN 3000 CM 4000 CD 4200	AG 3000	CP 8000	CS 7500
SERIES	MINI	COMPACT HEIGHT	THREADED	LOW PROFILE	HEAVY DUTY	ISO	HEAVY LOAD	POWER COMPACT STROKE



CODE		CK 4000 050	KIT XXXXXXX-S KIT XXXXXXX-C	A14-095	18 GA 5
ENG	ORDER	GAS SPRING	REPAIR KIT	FLANGE	CHARGING ADAPTER
DEU	BESTELLUNG	GASDRUCKFEDER	ERSATZTEILSATZ	FLANSCHE	LADEADAPTER
FRA	COMMANDE	RESSORT À GAZ	KIT DE RÉPARATION	BRIDE	RACCORD DE CHARGE
ITA	ORDINE	CILINDRO AD AZOTO	KIT DI MANUTENZIONE	FLANGE	ADATTATORE DI CARICO
ESP	PEDIDO	RESORTE DE GAS	KIT DE REPARACION	BRIDA	ADAPTADOR DE CARGA
POR	PEDIDO	CILINDRO DE GÁS	KIT DE MANUTENÇÃO	FLANGE	ADAPTADOR DE CARGA

CK 4000 V1

Low Profile

AZOL GAS

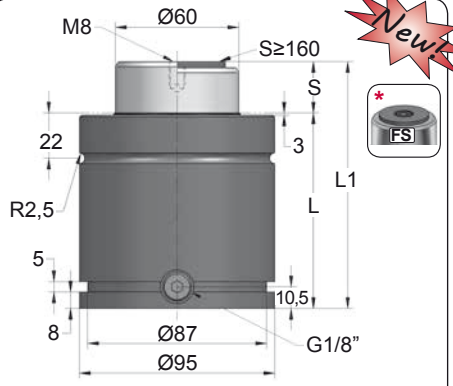

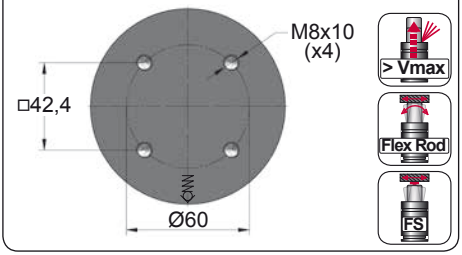

Newt

* FS

> Vmax

Flex Rod

FS

ORDER	S (mm)	L1 ±0,25 (mm)	L (mm)	Kg.
CK 4000 025 V1	25	120	95	4.19
CK 4000 038 V1	38	146	108	4.53
CK 4000 050 V1	50	170	120	4.83
CK 4000 063 V1 *	63	196	133	5.17
CK 4000 080 V1 *	80	230	150	5.60
CK 4000 100 V1 *	100	270	170	6.12

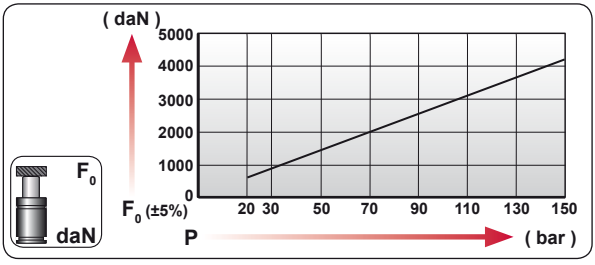

CODE	bar	psi	F_0 daN	F_1 daN
CK 4000 050 V1	140	2030	3960	7415
CK-H 4000 050 V1	0	0	---	---

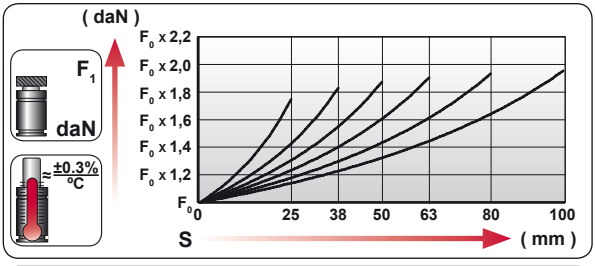

ENG	ORDER
DEU	BESTELLUNG
FRA	COMMANDE
ITA	ORDINE
ESP	PEDIDO
POR	PEDIDO

F_0 daN — S mm

CK 4000 50

CK 4000 050 V1

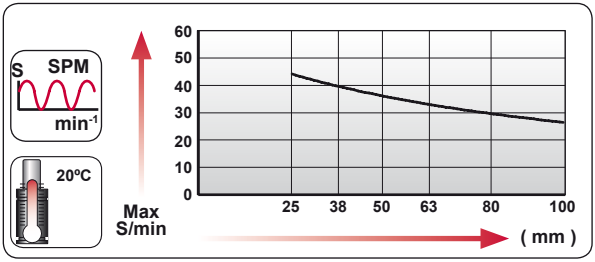



N_2	Smax < 90%	Vmax 1,6 m/s	bar psi 20 290	bar psi 150 2175	°C °F 0 32	°C °F 80 176	600 CP-

AZOL GAS

CK 4000 V1 MOUNTS

Low Profile

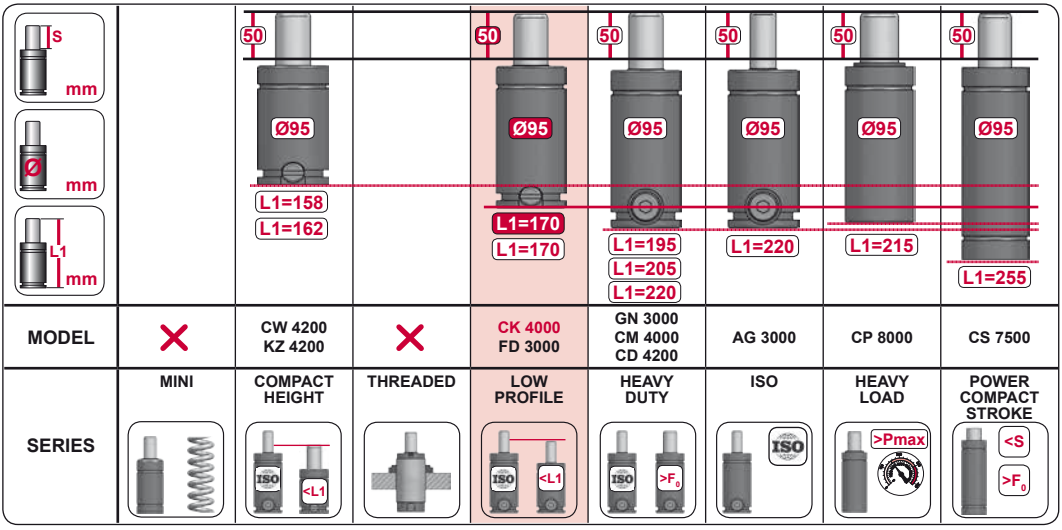

MODEL		CW 4200 KZ 4200		CK 4000 FD 3000	GN 3000 CM 4000 CD 4200	AG 3000	CP 8000	CS 7500
SERIES	MINI	COMPACT HEIGHT	THREADED	LOW PROFILE	HEAVY DUTY	ISO	HEAVY LOAD	POWER COMPACT STROKE

A14-095

E24.54.815.G
EM24.54.700/F

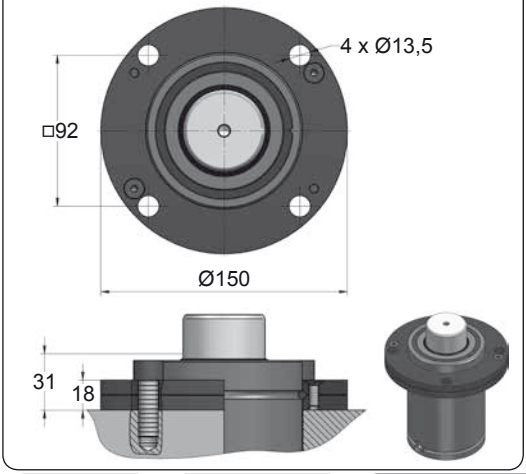

A34-095

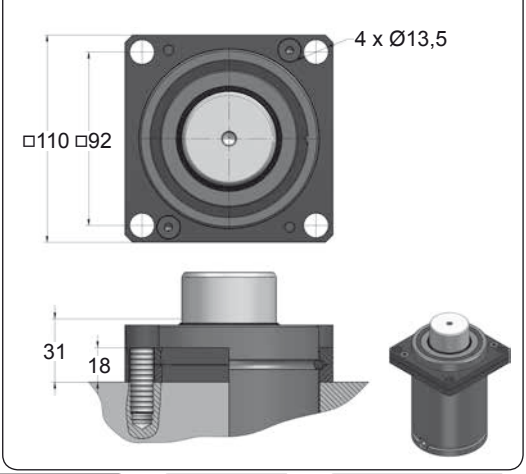



CODE		CK 4000 050 V1	KIT XXXXXXX-S KIT XXXXXXX-C	A14-095	18 GA 5
ENG	ORDER	GAS SPRING	REPAIR KIT	FLANGE	CHARGING ADAPTER
DEU	BESTELLUNG	GASDRUCKFEDER	ERSATZTEILSATZ	FLANSCHE	LADEADAPTER
FRA	COMMANDE	RESSORT À GAZ	KIT DE RÉPARATION	BRIDE	RACCORD DE CHARGE
ITA	ORDINE	CILINDRO AD AZOTO	KIT DI MANUTENZIONE	FLANGE	ADATTATORE DI CARICO
ESP	PEDIDO	RESORTE DE GAS	KIT DE REPARACION	BRIDA	ADAPTADOR DE CARGA
POR	PEDIDO	CILINDRO DE GÁS	KIT DE MANUTENÇÃO	FLANGE	ADAPTADOR DE CARGA

CK 4000 V1 MOUNTS

Low Profile

AZOL GAS

B21-095

EM24.54.700/F

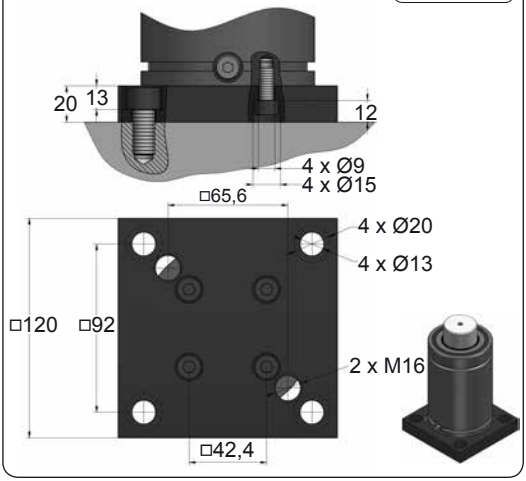

B76-095

ISO DIN EM24.54.700/F

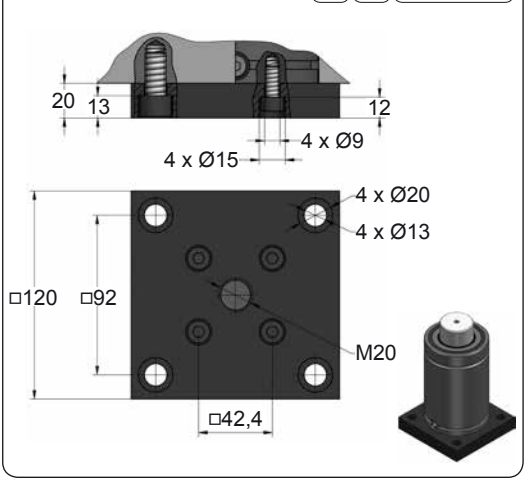

C05-095

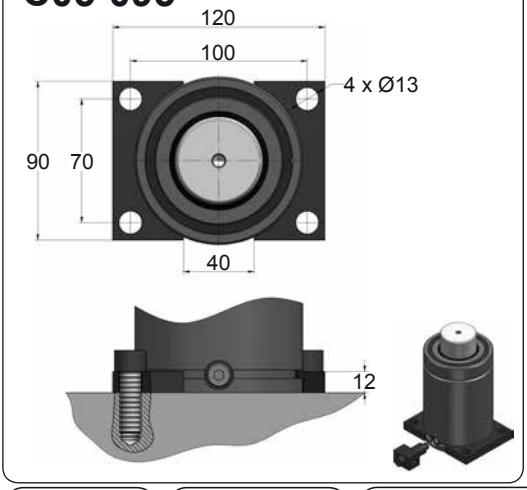

C20-095

ISO DIN VDI E24.54.815.G EM24.54.700/F

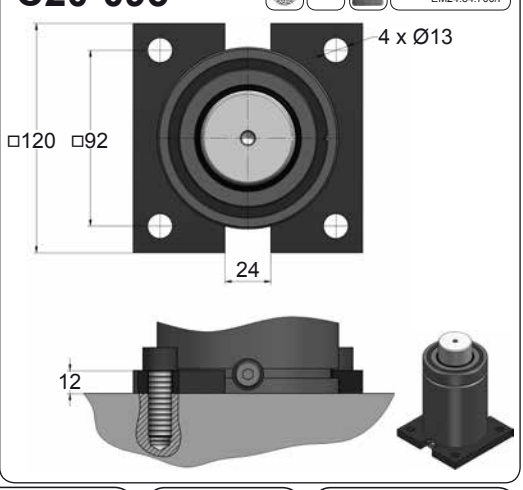







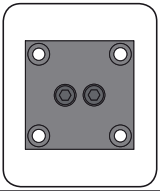

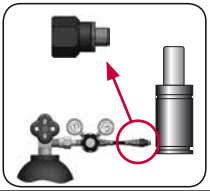

CODE		CK 4000 050 V1	KIT XXXXXXX-S KIT XXXXXXX-C	B21-095	18 GA 5
ENG	ORDER	GAS SPRING	REPAIR KIT	FLANGE	CHARGING ADAPTER
DEU	BESTELLUNG	GASDRUCKFEDER	ERSATZTEILSATZ	FLANSCHE	LADEADAPTER
FRA	COMMANDE	RESSORT À GAZ	KIT DE RÉPARATION	BRIDE	RACCORD DE CHARGE
ITA	ORDINE	CILINDRO AD AZOTO	KIT DI MANUTENZIONE	FLANGE	ADATTATORE DI CARICO
ESP	PEDIDO	RESORTE DE GAS	KIT DE REPARACION	BRIDA	ADAPTADOR DE CARGA
POR	PEDIDO	CILINDRO DE GÁS	KIT DE MANUTENÇÃO	FLANGE	ADAPTADOR DE CARGA

AZOL GAS

CK 4000 V1 MOUNTS

Low Profile

D02-095

ISO E24.54.815.G EM24.54.700/F

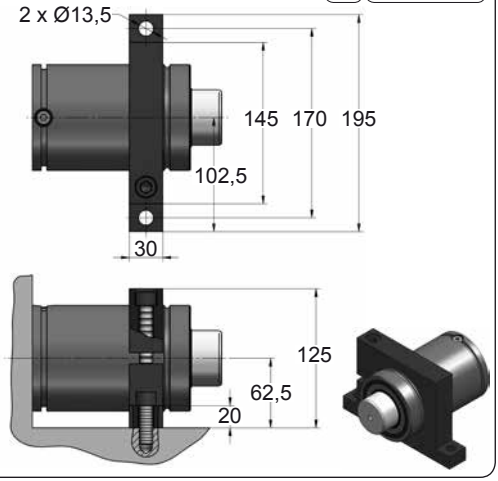

D67-095

VDI

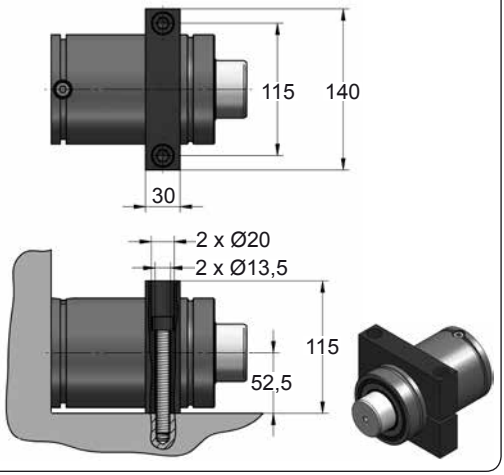







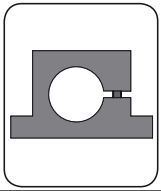

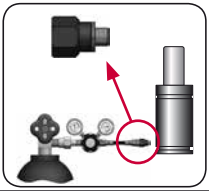

CODE		CK 4000 050 V1	KIT XXXXXXX-S KIT XXXXXXX-C	D02-095	18 GA 5
ENG	ORDER	GAS SPRING	REPAIR KIT	FLANGE	CHARGING ADAPTER
DEU	BESTELLUNG	GASDRUCKFEDER	ERSATZTEILSATZ	FLANSCHE	LADEADAPTER
FRA	COMMANDE	RESSORT À GAZ	KIT DE RÉPARATION	BRIDE	RACCORD DE CHARGE
ITA	ORDINE	CILINDRO AD AZOTO	KIT DI MANUTENZIONE	FLANGE	ADATTATORE DI CARICO
ESP	PEDIDO	RESORTE DE GAS	KIT DE REPARACION	BRIDA	ADAPTADOR DE CARGA
POR	PEDIDO	CILINDRO DE GÁS	KIT DE MANUTENÇÃO	FLANGE	ADAPTADOR DE CARGA

AZOL GAS

CT LOW PROFILE SMALL

MODEL	F_0	Ø	S	L1	Pmax	Charge Port		
CT 200 V1	200	Ø25	7 - 80	47 - 193	180	M6	✗	✗
CT 300 V1	300	Ø32	5 - 100	47 - 237	150	M6	✗	✗
CT 550 V1	550	Ø38	12 - 125	56 - 282	150	M6	✓	✓
CT 750	750	Ø50	12 - 125	62 - 288	160	M6	✓	✓
CTN 750	750	Ø50	10 - 125	68 - 298	160	G1/8"	✓	✓
CT 1000	1000	Ø50	5 - 125	48 - 288	160	M6	✓	✓
CTN 1000	1000	Ø50	10 - 125	68 - 298	160	G1/8"	✓	✓
CT 1500	1500	Ø63	12 - 125	76 - 302	150	M6	✓	✓
CTN 1500	1500	Ø63	12 - 125	86 - 312	150	G1/8"	✓	✓
CT 2500	2500	Ø75	12 - 200	78 - 454	150	M6	✓	✓
CTN 2500	2500	Ø75	12 - 200	88 - 464	150	G1/8"	✓	✓
CT 3000	3000	Ø75	12 - 200	78 - 454	150	M6	✓	✓
CTN 3000	3000	Ø75	12 - 200	88 - 464	150	G1/8"	✓	✓
CT 5000	5000	Ø105	12 - 200	84 - 460	150	M6	✓	✓
CTN 5000	5000	Ø105	12 - 200	94 - 470	150	G1/8"	✓	✓

S mm	Ø mm	L1 mm							
			50 Ø50 L1=131 L1=138 L1=152	50 Ø50 L1=138	50 Ø50 L1=138 L1=150 L1=150	50 Ø50 L1=170 L1=185 L1=195	50 Ø50 L1=195	50 Ø50 L1=165 L1=190	50 Ø50 L1=220
F_0 daN			1000 1000 1000	1000	1000 1000 750	750 1000 1000	750	1700 2000	1800
MODEL	✗		CR 1000 CW 1000 KZ 1000	AS 1000	CT 1000 CK 1000 FD 750	GN 750 CM 1000 CD 1000	AG 750	CPH 1700 CP 2000	CS 1800
SERIES	MINI		COMPACT HEIGHT	THREADED	LOW PROFILE	HEAVY DUTY	ISO	HEAVY LOAD	POWER COMPACT STROKE

CT 200 V1

Low Profile

AZOL GAS

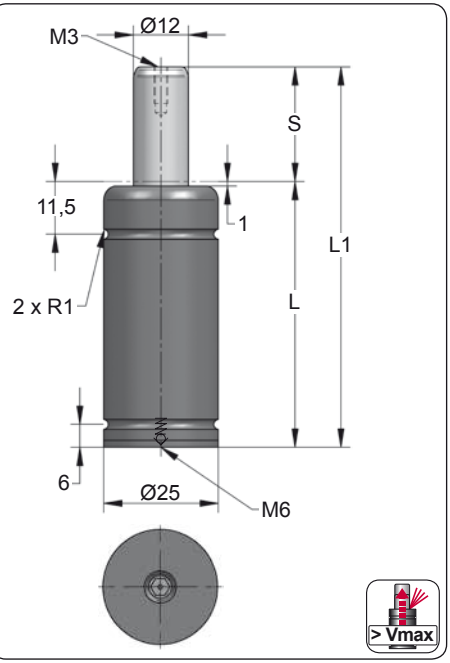

CODE	S (mm)	L1 ±0,25 (mm)	L (mm)	Kg.
CT 200 007 V1	7	47	40	0.11
CT 200 012 V1	12.7	58.4	45.7	0.13
CT 200 016 V1	16	65	49	0.13
CT 200 025 V1	25	83	58	0.15
CT 200 038 V1	38	109	71	0.18
CT 200 050 V1	50	133	83	0.20
CT 200 063 V1	63.5	160	96.5	0.23
CT 200 080 V1	80	193	113	0.25

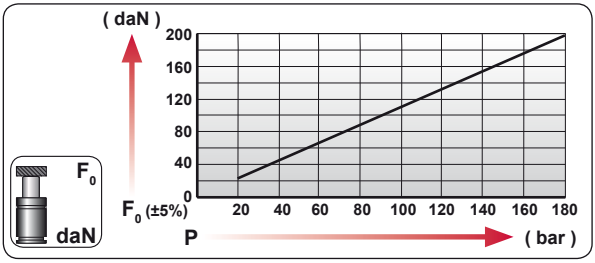

CODE	bar	psi	F_0 daN	F_1 daN
CT 200 050 V1	180	2610	200	295
---------	---	---	---	---

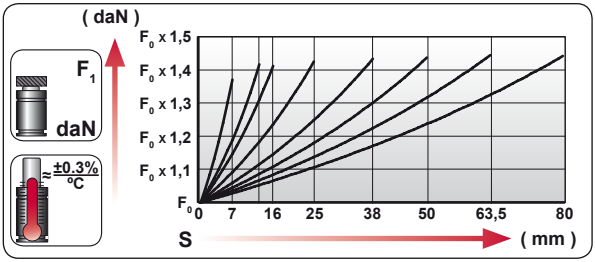

ENG	ORDER
DEU	BESTELLUNG
FRA	COMMANDE
ITA	ORDINE
ESP	PEDIDO
POR	PEDIDO



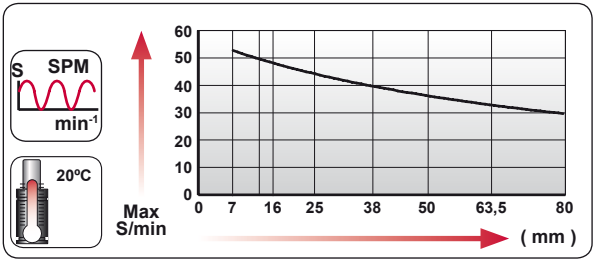

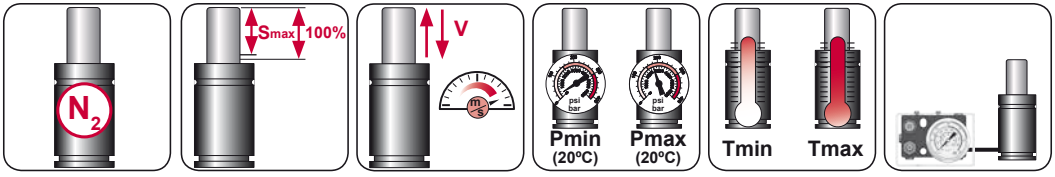

N_2	Smax < 90%	Vmax 1,6 m/s	bar psi 20 290	bar psi 180 2610	ºC ºF 0 32	ºC ºF 80 176	

AZOL GAS

CT 200 V1 MOUNTS

Low Profile

A44-025

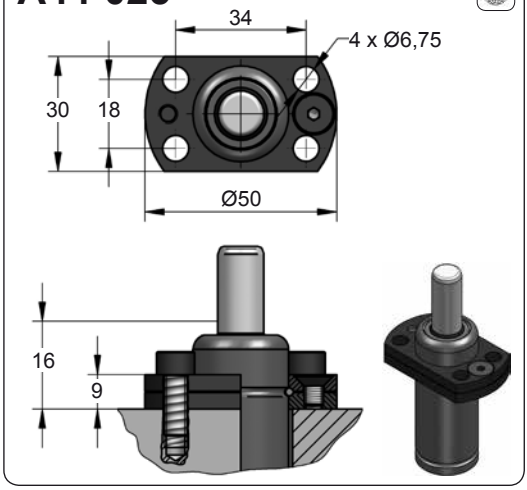

A49-025

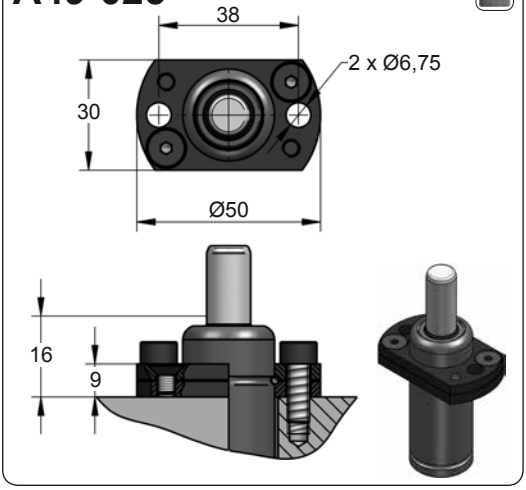

D02-025

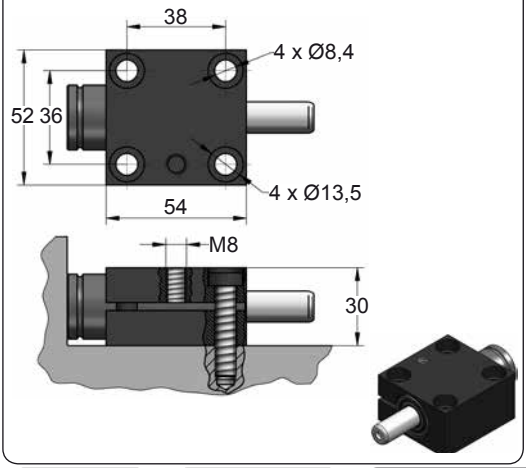







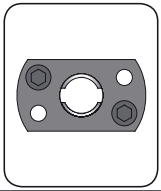

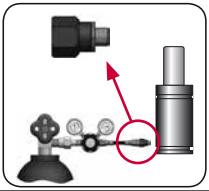

CODE		CT 200 050 V1		A44-025	06 GA 11
ENG	ORDER	GAS SPRING	REPAIR KIT	FLANGE	CHARGING ADAPTER
DEU	BESTELLUNG	GASDRUCKFEDER	ERSATZTEILSATZ	FLANSCHE	LADEADAPTER
FRA	COMMANDE	RESSORT À GAZ	KIT DE RÉPARATION	BRIDE	RACCORD DE CHARGE
ITA	ORDINE	CILINDRO AD AZOTO	KIT DI MANUTENZIONE	FLANGE	ADATTATORE DI CARICO
ESP	PEDIDO	RESORTE DE GAS	KIT DE REPARACION	BRIDA	ADAPTADOR DE CARGA
POR	PEDIDO	CILINDRO DE GÁS	KIT DE MANUTENÇÃO	FLANGE	ADAPTADOR DE CARGA

CT 300 V1

Low Profile

AZOL GAS

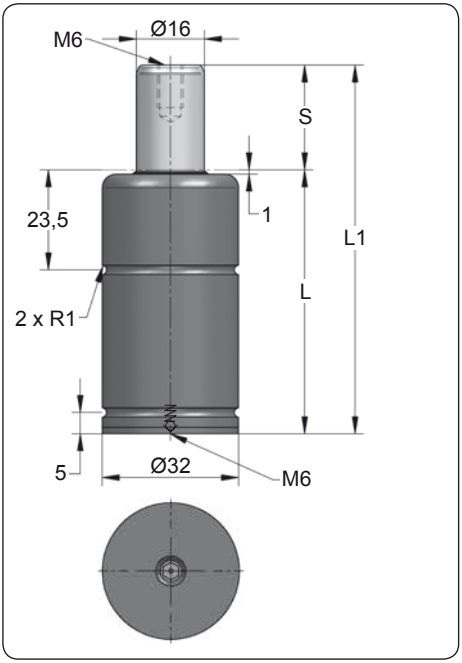

ORDER	S (mm)	L1 ±0,25 (mm)	L (mm)	Kg.
CT 300 005 V1	5	47	42	0.21
CT 300 007 V1	7	51	44	0.22
CT 300 010 V1	10	57	47	0.23
CT 300 012 V1	12	61	49	0.24
CT 300 016 V1	16	69	53	0.25
CT 300 025 V1	25	87	62	0.28
CT 300 038 V1	38	113	75	0.35
CT 300 050 V1	50	137	87	0.37
CT 300 063 V1	63	163	100	0.43
CT 300 080 V1	80	197	117	0.49
CT 300 100 V1	100	237	137	0.57

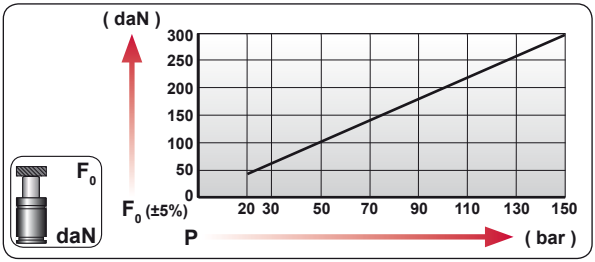

CODE	bar	psi	F_0 daN	F_1 daN
CT 300 050 V1	150	2175	300	495
---------	---	---	---	---

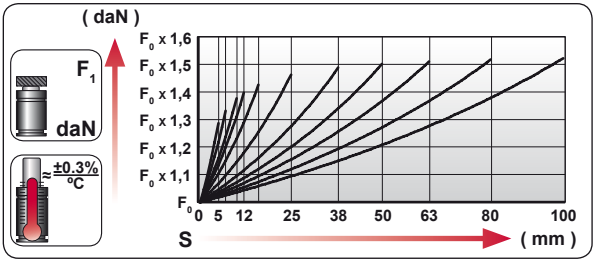

ENG	ORDER
DEU	BESTELLUNG
FRA	COMMANDE
ITA	ORDINE
ESP	PEDIDO
POR	PEDIDO

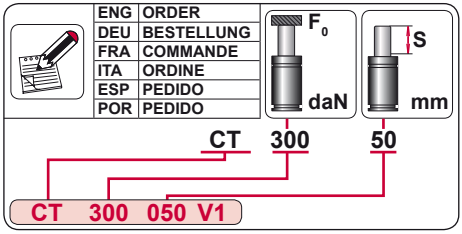

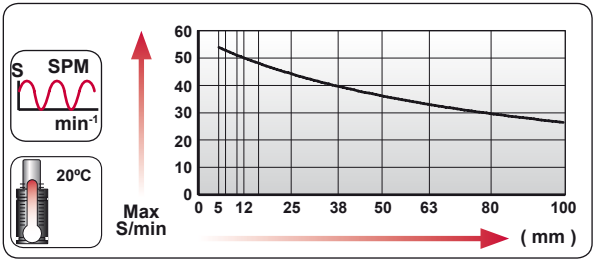

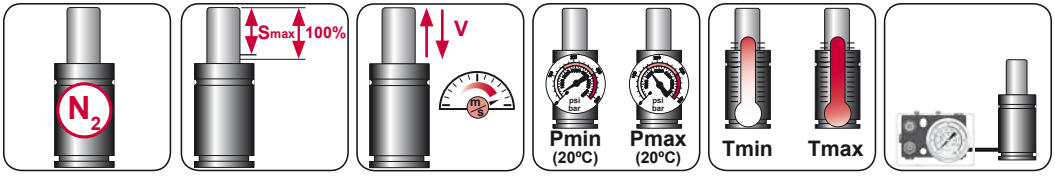

N_2	Smax < 90%	Vmax 1,6 m/s	bar psi 20 290	bar psi 150 2175	ºC ºF 0 32	ºC ºF 80 176	

AZOL GAS

CT 300 V1 MOUNTS

Low Profile

A14-032

ISO E24.54.815.G EM24.54.700/F

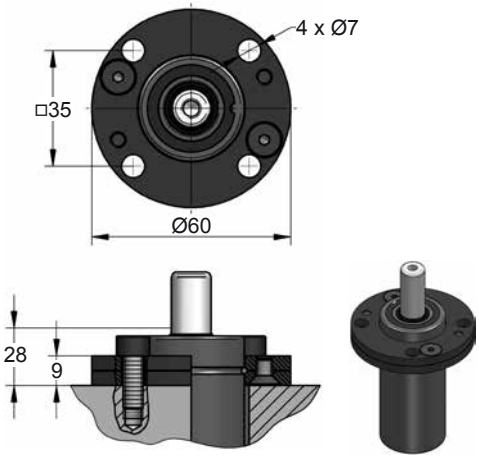

A34-032

VDI

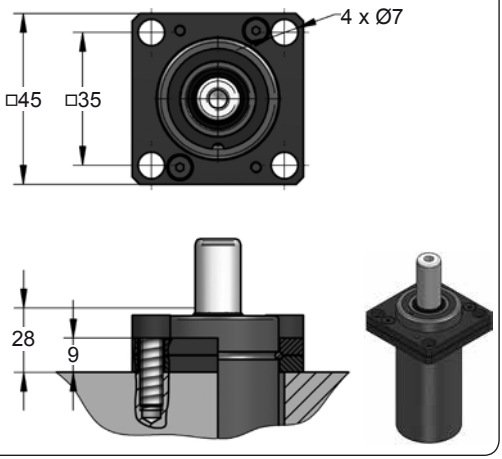

D02-032

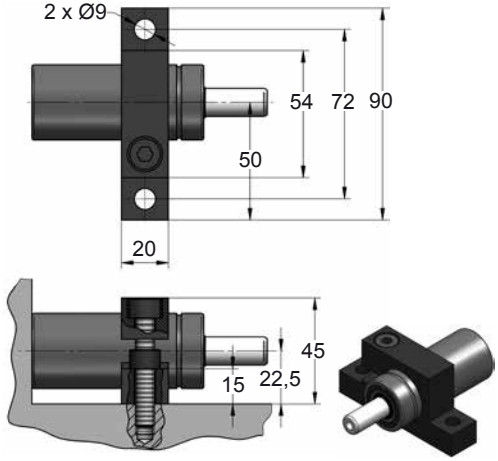

D67-032

VDI

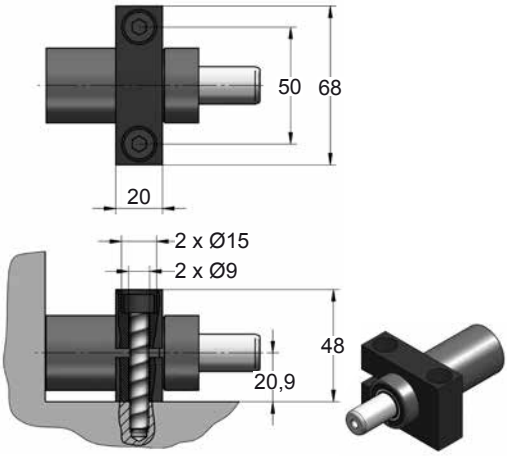







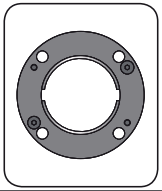

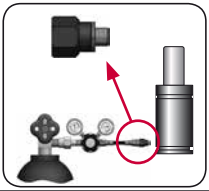

CODE		CT 300 050 V1		A14-032	06 GA 11
ENG	ORDER	GAS SPRING	REPAIR KIT	FLANGE	CHARGING ADAPTER
DEU	BESTELLUNG	GASDRUCKFEDER	ERSATZTEILSATZ	FLANSCHE	LADEADAPTER
FRA	COMMANDE	RESSORT À GAZ	KIT DE RÉPARATION	BRIDE	RACCORD DE CHARGE
ITA	ORDINE	CILINDRO AD AZOTO	KIT DI MANUTENZIONE	FLANGE	ADATTATORE DI CARICO
ESP	PEDIDO	RESORTE DE GAS	KIT DE REPARACION	BRIDA	ADAPTADOR DE CARGA
POR	PEDIDO	CILINDRO DE GÁS	KIT DE MANUTENÇÃO	FLANGE	ADAPTADOR DE CARGA

CT 550

Low Profile

AZOL GAS

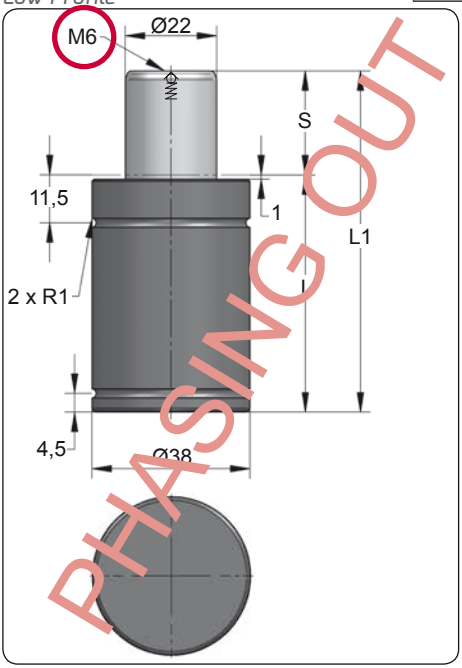

ORDER	S (mm)	L1 ±0,25 (mm)	L (mm)	Kg.
CT 550 012	12	56	44	0.30
CT 550 025	25	82	57	0.37
CT 550 038	38	108	70	0.42
CT 550 050	50	132	82	0.50
CT 550 063	63	158	95	0.53
CT 550 080	80	192	112	0.61
CT 550 100	100	232	132	0.70
CT 550 125	125	282	157	0.83

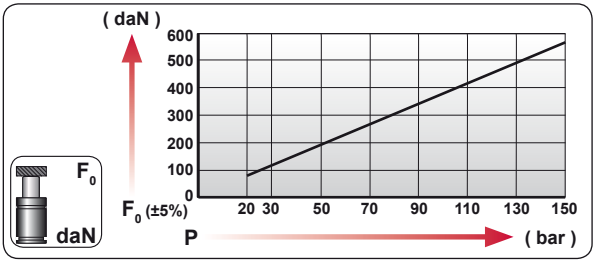

CODE	bar	psi	F0 daN	F1 daN
CT 550 050	145	2105	550	955
---------	---	---	---	---

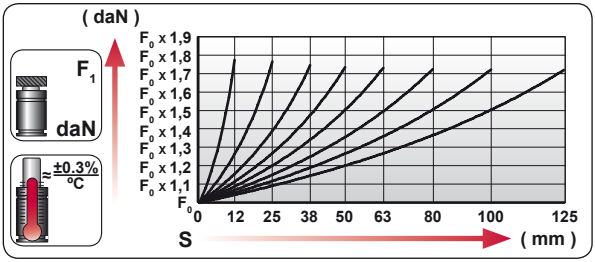

ENG	ORDER
DEU	BESTELLUNG
FRA	COMMANDE
ITA	ORDINE
ESP	PEDIDO
POR	PEDIDO

F0 daN — S mm

CT 550 50

CT 550 050

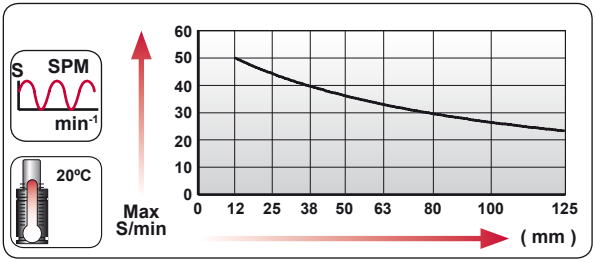



N_2	Smax < 90%	Vmax 1,6 m/s	bar psi 20 290	bar psi 150 2175	°C °F 0 32	°C °F 80 176	

AZOL GAS

CT 550 MOUNTS

Low Profile

A14-038

ISO · E24.54.815.G · EM24.54.700/F

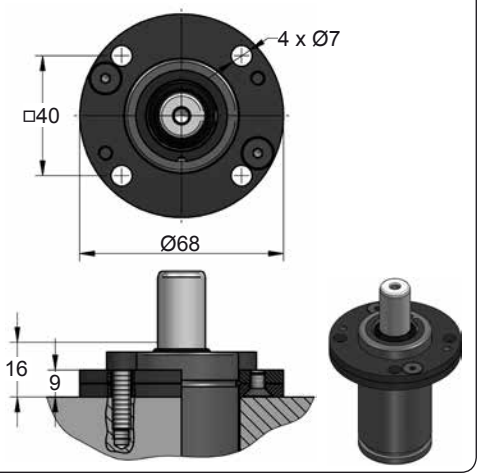

A34-038

ISO · VDI

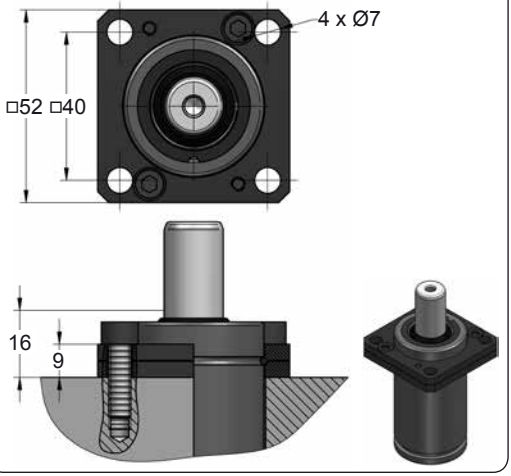

D02-038

E24.54.815.G

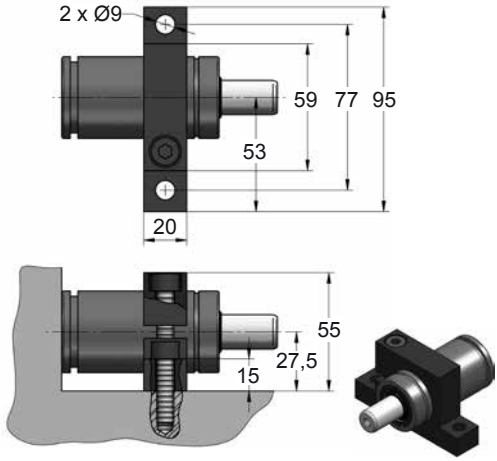

D67-038

VDI

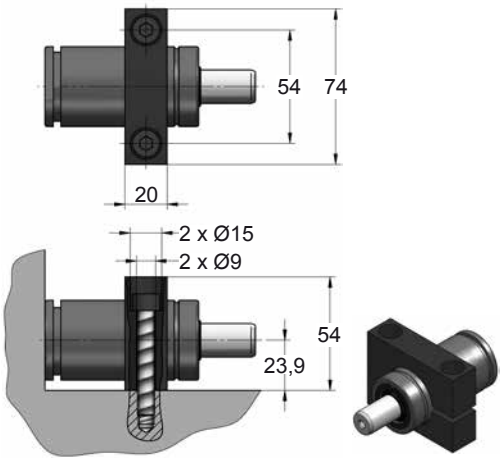







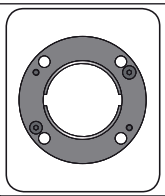

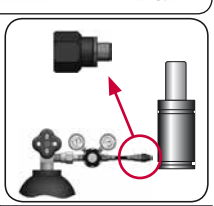

CODE		CT 550 050	KIT XXXXXXX-S KIT XXXXXXX-C	A14-038	06 GA 10
ENG	ORDER	GAS SPRING	REPAIR KIT	FLANGE	CHARGING ADAPTER
DEU	BESTELLUNG	GASDRUCKFEDER	ERSATZTEILSATZ	FLANSCHE	LADEADAPTER
FRA	COMMANDE	RESSORT À GAZ	KIT DE RÉPARATION	BRIDE	RACCORD DE CHARGE
ITA	ORDINE	CILINDRO AD AZOTO	KIT DI MANUTENZIONE	FLANGE	ADATTATORE DI CARICO
ESP	PEDIDO	RESORTE DE GAS	KIT DE REPARACION	BRIDA	ADAPTADOR DE CARGA
POR	PEDIDO	CILINDRO DE GÁS	KIT DE MANUTENÇÃO	FLANGE	ADAPTADOR DE CARGA

CT 550 V1

Low Profile

AZOL GAS

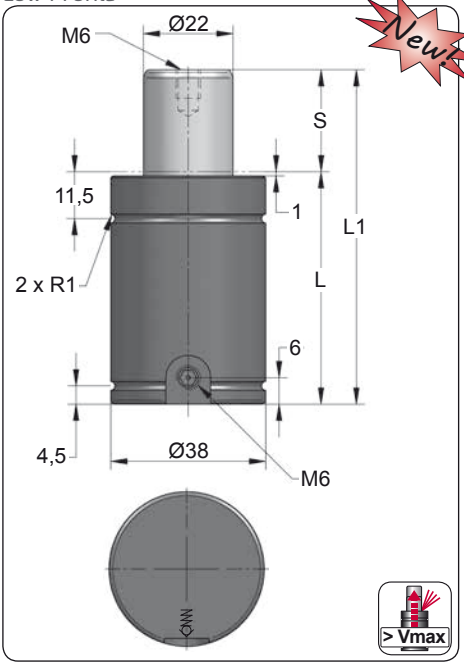

Newt

ORDER	S (mm)	L1 ±0,25 (mm)	L (mm)	Kg.
CT 550 012 V1	12	56	44	0.30
CT 550 025 V1	25	82	57	0.35
CT 550 038 V1	38	108	70	0.41
CT 550 050 V1	50	132	82	0.46
CT 550 063 V1	63	158	95	0.52
CT 550 080 V1	80	192	112	0.60
CT 550 100 V1	100	232	132	0.69
CT 550 125 V1	125	282	157	0.80

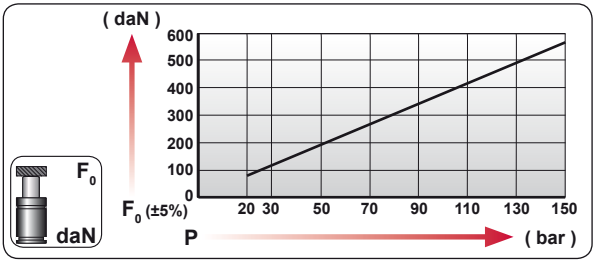

CODE	bar	psi	F_0 daN	F_1 daN
CT 550 050 V1	145	2105	550	955
CT-H 550 050 V1	0	0	---	---

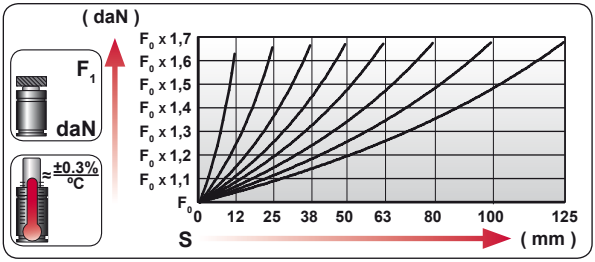

ENG	ORDER
DEU	BESTELLUNG
FRA	COMMANDE
ITA	ORDINE
ESP	PEDIDO
POR	PEDIDO

F_0 daN — S mm

CT 550 50

CT 550 050 V1

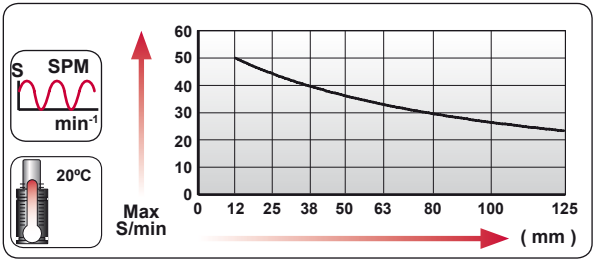



N_2	Smax < 90%	Vmax 1,6 m/s	bar psi 20 290	bar psi 150 2175	°C °F 0 32	°C °F 80 176	600 CP-

AZOL GAS

CT 550 V1 MOUNTS

Low Profile

A14-038

ISO · E24.54.815.G · EM24.54.700/F

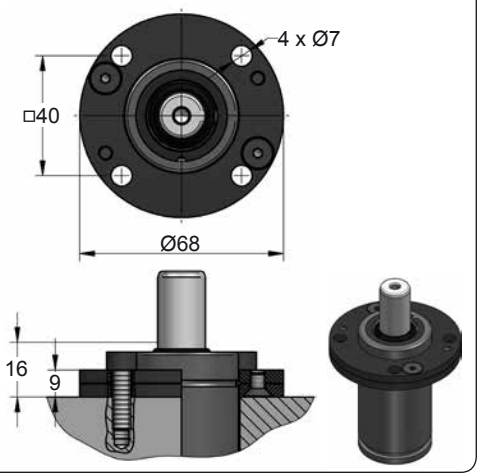

A34-038

ISO · VDI

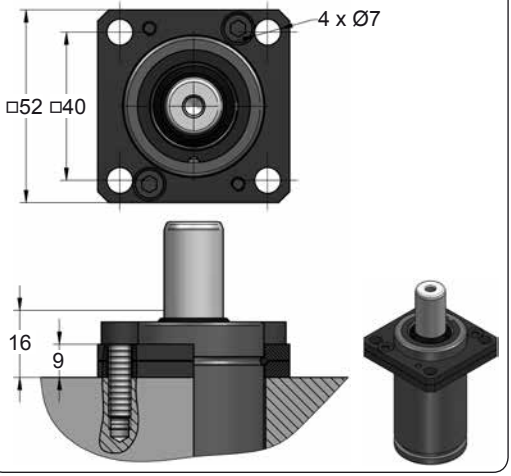

D02-038

E24.54.815.G

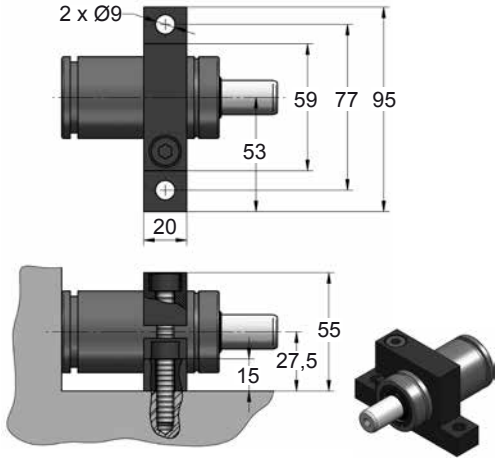

D67-038

VDI

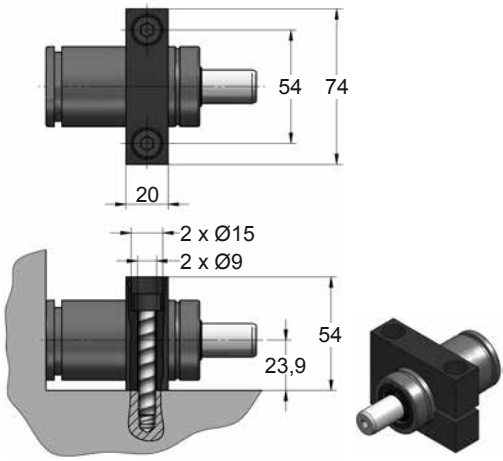







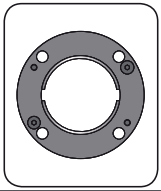

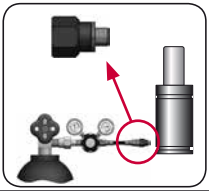

CODE		CT 550 050 V1	KIT XXXXXXX-S KIT XXXXXXX-C	A14-038	06 GA 11
ENG	ORDER	GAS SPRING	REPAIR KIT	FLANGE	CHARGING ADAPTER
DEU	BESTELLUNG	GASDRUCKFEDER	ERSATZTEILSATZ	FLANSCHE	LADEADAPTER
FRA	COMMANDE	RESSORT À GAZ	KIT DE RÉPARATION	BRIDE	RACCORD DE CHARGE
ITA	ORDINE	CILINDRO AD AZOTO	KIT DI MANUTENZIONE	FLANGE	ADATTATORE DI CARICO
ESP	PEDIDO	RESORTE DE GAS	KIT DE REPARACION	BRIDA	ADAPTADOR DE CARGA
POR	PEDIDO	CILINDRO DE GÁS	KIT DE MANUTENÇÃO	FLANGE	ADAPTADOR DE CARGA

CT 750

Low Profile

AZOL GAS

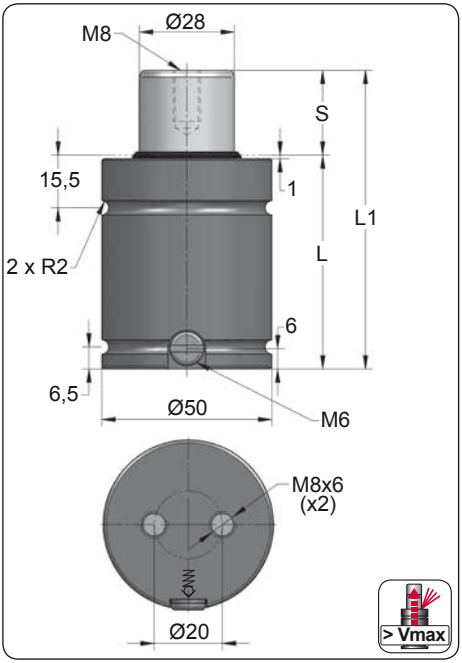

ORDER	S (mm)	L1 ±0,25 (mm)	L (mm)	Kg.
CT 750 012	12	62	50	0.60
CT 750 019	19	76	57	0.67
CT 750 025	25	88	63	0.73
CT 750 032	32	102	70	0.79
CT 750 038	38	114	76	0.85
CT 750 050	50	138	88	0.96
CT 750 063	63	164	101	1.09
CT 750 075	75	188	113	1.20
CT 750 080	80	198	118	1.25
CT 750 100	100	238	138	1.44
CT 750 125	125	288	163	1.67

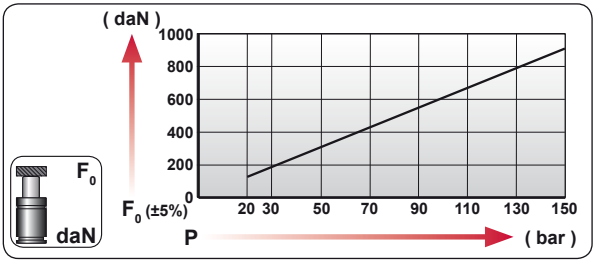

CODE	bar	psi	F_0 daN	F_1 daN
CT 750 050	120	1740	740	1325
CT-H 750 050	0	0	---	---

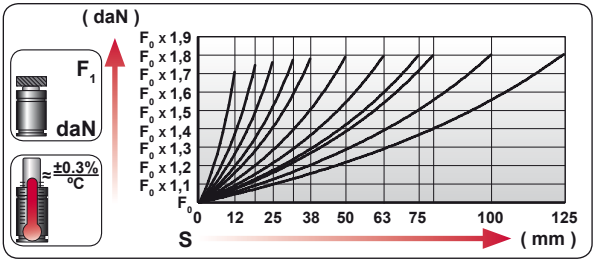

ENG	ORDER
DEU	BESTELLUNG
FRA	COMMANDE
ITA	ORDINE
ESP	PEDIDO
POR	PEDIDO



CT 750 50

CT 750 050

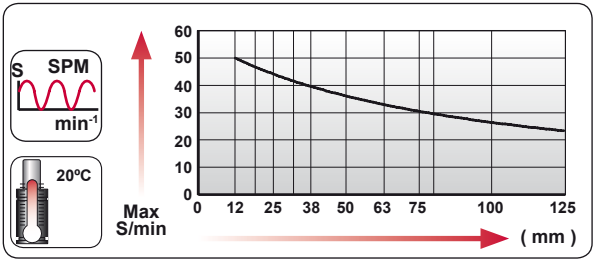



N_2	Smax < 90%	Vmax 1,6 m/s	bar psi 20 290	bar psi 160 2320	ºC ºF 0 32	ºC ºF 80 176	600 CP-

AZOL GAS

CT 750

Low Profile

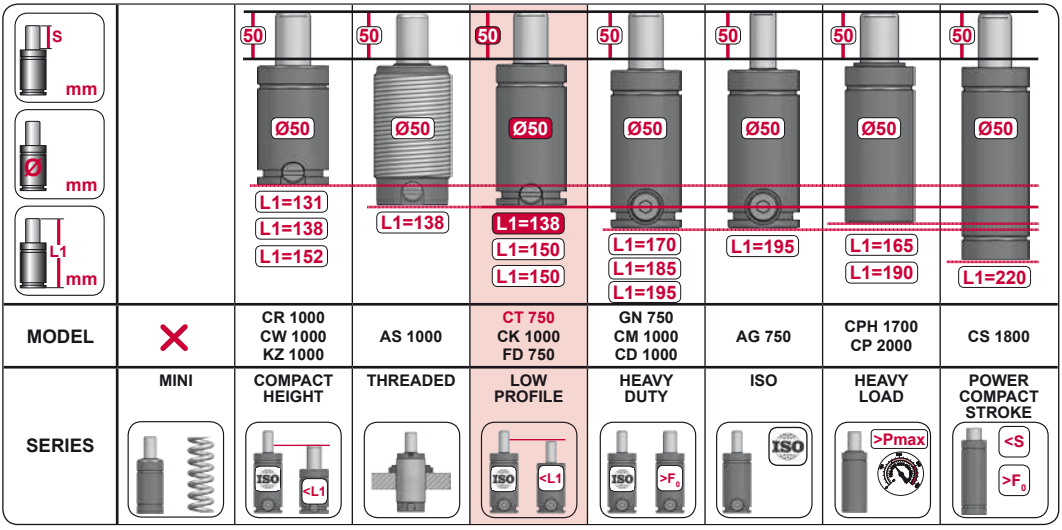

MODEL		CR 1000 CW 1000 KZ 1000	AS 1000	CT 750 CK 1000 FD 750	GN 750 CM 1000 CD 1000	AG 750	CPH 1700 CP 2000	CS 1800
SERIES	MINI	COMPACT HEIGHT	THREADED	LOW PROFILE	HEAVY DUTY	ISO	HEAVY LOAD	POWER COMPACT STROKE

CT

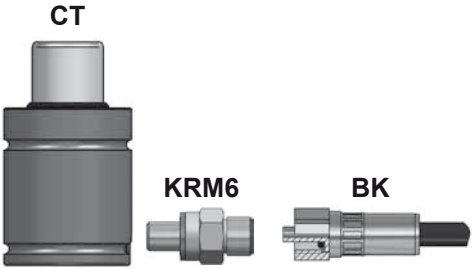

CTN

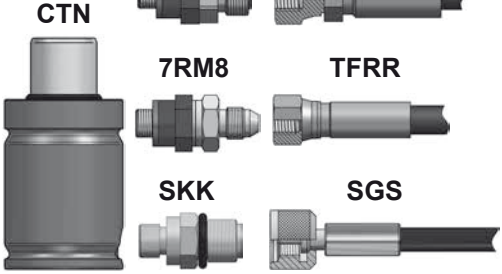



CODE		CT 750 050	KIT XXXXXXX-S KIT XXXXXXX-C	A14-050	06 GA 11
ENG	ORDER	GAS SPRING	REPAIR KIT	FLANGE	CHARGING ADAPTER
DEU	BESTELLUNG	GASDRUCKFEDER	ERSATZTEILSATZ	FLANSCHE	LADEADAPTER
FRA	COMMANDE	RESSORT À GAZ	KIT DE RÉPARATION	BRIDE	RACCORD DE CHARGE
ITA	ORDINE	CILINDRO AD AZOTO	KIT DI MANUTENZIONE	FLANGE	ADATTATORE DI CARICO
ESP	PEDIDO	RESORTE DE GAS	KIT DE REPARACION	BRIDA	ADAPTADOR DE CARGA
POR	PEDIDO	CILINDRO DE GÁS	KIT DE MANUTENÇÃO	FLANGE	ADAPTADOR DE CARGA

CTC 750

Low Profile

AZOL GAS

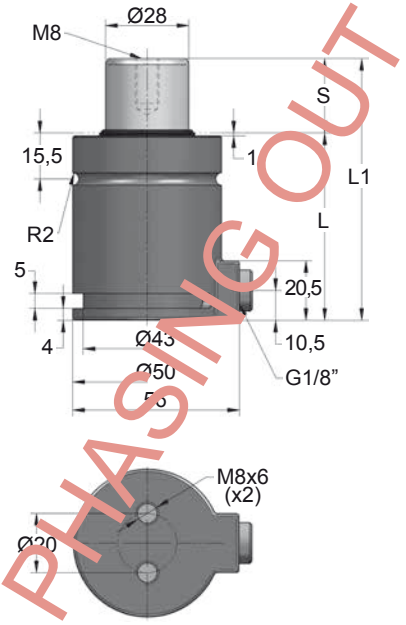

PHASING OUT

ORDER	S (mm)	L1 ±0,25 (mm)	L (mm)	Kg.
CTC 750 012	12	62	50	0.62
CTC 750 019	19	76	57	0.69
CTC 750 025	25	88	63	0.74
CTC 750 032	32	102	70	0.81
CTC 750 038	38	114	76	0.87
CTC 750 050	50	138	88	0.98
CTC 750 063	63	164	101	1.10
CTC 750 075	75	188	113	1.22
CTC 750 080	80	198	118	1.26
CTC 750 100	100	238	138	1.45
CTC 750 125	125	288	163	1.69

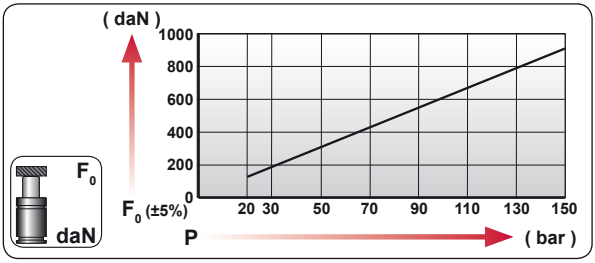

CODE	bar	psi	F0 daN	F1 daN
---------	---	---	---	---
CTC 750 050	0	0	---	---

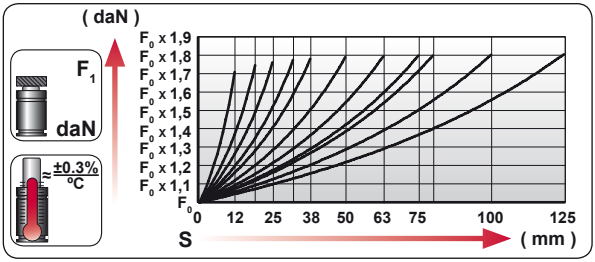

ENG	ORDER
DEU	BESTELLUNG
FRA	COMMANDE
ITA	ORDINE
ESP	PEDIDO
POR	PEDIDO



CTC 750 50

CTC 750 050

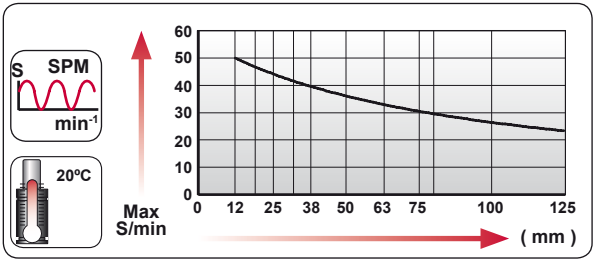



N_2	Smax < 90%	Vmax 1,6 m/s	bar psi 20 290	bar psi 160 2320	°C °F 0 32	°C °F 80 176	600 CP-

AZOL GAS

CTC 750 MOUNTS

Low Profile

C55-050

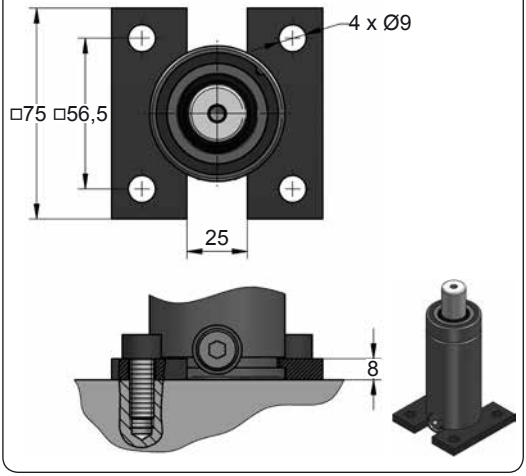







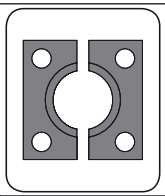

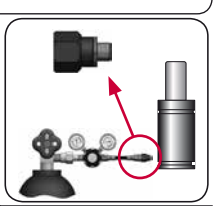

CODE		CTC 750 050	KIT XXXXXXX-S KIT XXXXXXX-C	C55-050	SKK 12R 1/8
ENG	ORDER	GAS SPRING	REPAIR KIT	FLANGE	CHARGING ADAPTER
DEU	BESTELLUNG	GASDRUCKFEDER	ERSATZTEILSATZ	FLANSCHE	LADEADAPTER
FRA	COMMANDE	RESSORT À GAZ	KIT DE RÉPARATION	BRIDE	RACCORD DE CHARGE
ITA	ORDINE	CILINDRO AD AZOTO	KIT DI MANUTENZIONE	FLANGE	ADATTATORE DI CARICO
ESP	PEDIDO	RESORTE DE GAS	KIT DE REPARACION	BRIDA	ADAPTADOR DE CARGA
POR	PEDIDO	CILINDRO DE GÁS	KIT DE MANUTENÇÃO	FLANGE	ADAPTADOR DE CARGA

CTN 750

Low Profile

AZOL GAS

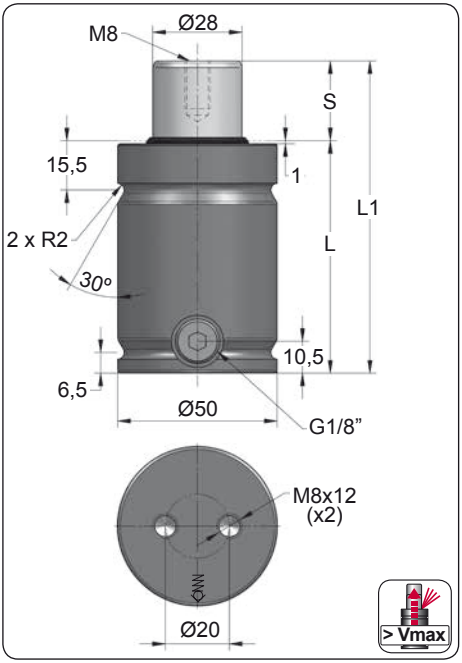

ORDER	S (mm)	L1 ±0,25 (mm)	L (mm)	Kg.
CTN 750 010	10	68	58	0.72
CTN 750 012	12	72	60	0.74
CTN 750 019	19	86	67	0.81
CTN 750 025	25	98	73	0.87
CTN 750 032	32	112	80	0.93
CTN 750 038	38	124	86	0.99
CTN 750 050	50	148	98	1.10
CTN 750 063	63	174	111	1.23
CTN 750 075	75	198	123	1.32
CTN 750 080	80	208	128	1.39
CTN 750 100	100	248	148	1.58
CTN 750 125	125	298	173	1.81

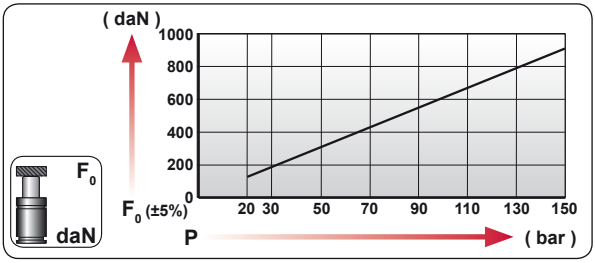

CODE	bar	psi	F_0 daN	F_1 daN
CTN 750 050	120	1740	740	1315
CTN-H 750 050	0	0	---	---

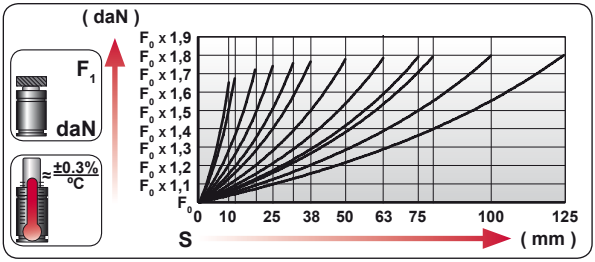

ENG	ORDER
DEU	BESTELLUNG
FRA	COMMANDE
ITA	ORDINE
ESP	PEDIDO
POR	PEDIDO



CTN 750 50

CTN 750 050

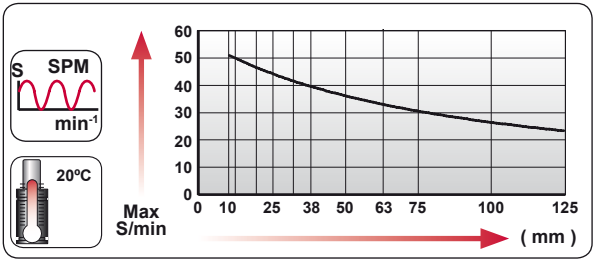



N_2	Smax < 90%	Vmax 1,6 m/s	bar psi 20 290	bar psi 160 2320	ºC ºF 0 32	ºC ºF 80 176	600 CP-

AZOL GAS

CTN 750

Low Profile



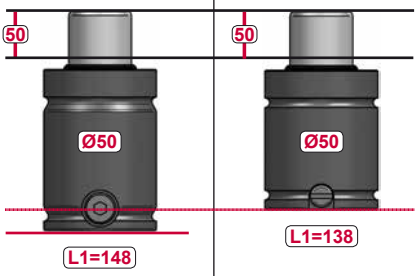

MODEL	CTN 750	CT 750

CT

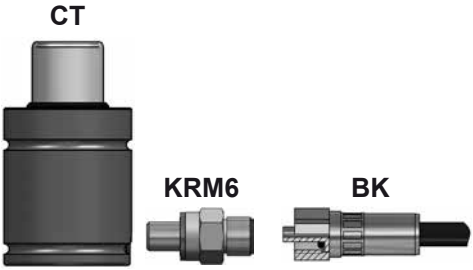

CTN









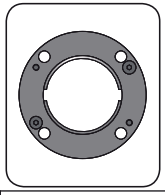

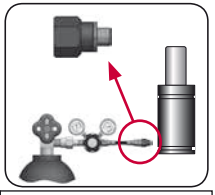

CODE		CTN 750 050	KIT XXXXXXX-S KIT XXXXXXX-C	A14-050	18 GA 5
ENG	ORDER	GAS SPRING	REPAIR KIT	FLANGE	CHARGING ADAPTER
DEU	BESTELLUNG	GASDRUCKFEDER	ERSATZTEILSATZ	FLANSCHE	LADEADAPTER
FRA	COMMANDE	RESSORT À GAZ	KIT DE RÉPARATION	BRIDE	RACCORD DE CHARGE
ITA	ORDINE	CILINDRO AD AZOTO	KIT DI MANUTENZIONE	FLANGE	ADATTATORE DI CARICO
ESP	PEDIDO	RESORTE DE GAS	KIT DE REPARACION	BRIDA	ADAPTADOR DE CARGA
POR	PEDIDO	CILINDRO DE GÁS	KIT DE MANUTENÇÃO	FLANGE	ADAPTADOR DE CARGA

CT 750 MOUNTS

Low Profile

AZOL GAS

A14-050

ISO | E24.54.815.G | EM24.54.700/F

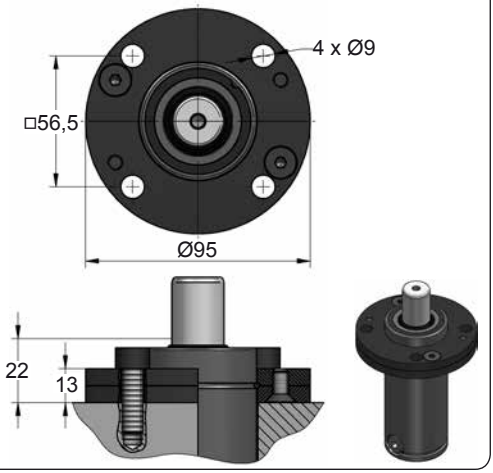

A34-050

ISO | VDI

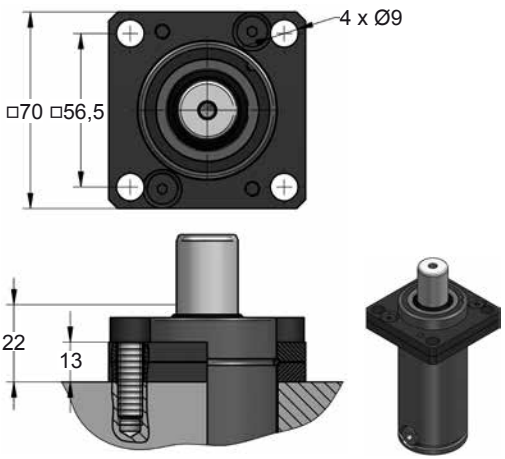

B36-050

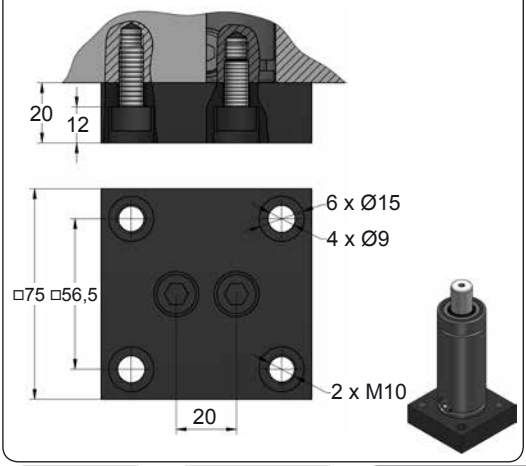

B41-050

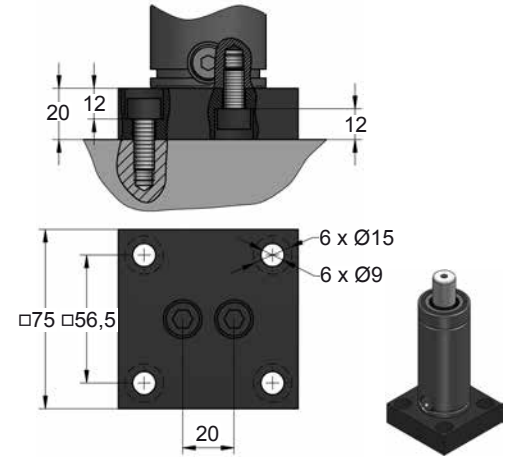







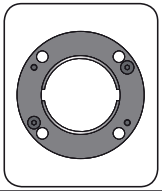

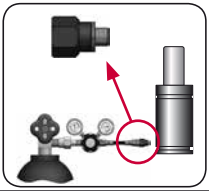

CODE		CT 750 050	KIT XXXXXXX-S KIT XXXXXXX-C	A14-050	06 GA 11
ENG	ORDER	GAS SPRING	REPAIR KIT	FLANGE	CHARGING ADAPTER
DEU	BESTELLUNG	GASDRUCKFEDER	ERSATZTEILSATZ	FLANSCHE	LADEADAPTER
FRA	COMMANDE	RESSORT À GAZ	KIT DE RÉPARATION	BRIDE	RACCORD DE CHARGE
ITA	ORDINE	CILINDRO AD AZOTO	KIT DI MANUTENZIONE	FLANGE	ADATTATORE DI CARICO
ESP	PEDIDO	RESORTE DE GAS	KIT DE REPARACION	BRIDA	ADAPTADOR DE CARGA
POR	PEDIDO	CILINDRO DE GÁS	KIT DE MANUTENÇÃO	FLANGE	ADAPTADOR DE CARGA

AZOL GAS

CT 750 MOUNTS

Low Profile

D02-050

ISO E24.54.815.G EM24.54.700/F

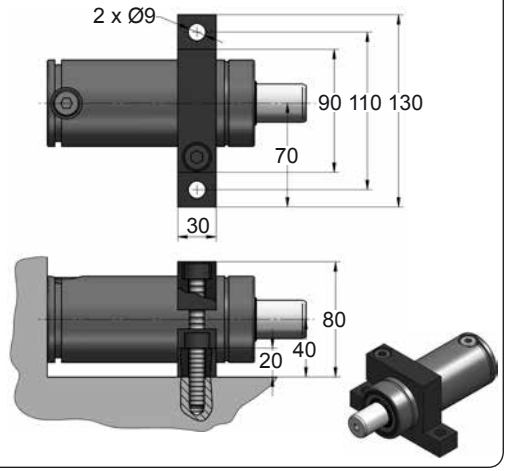

D67-050

VDI

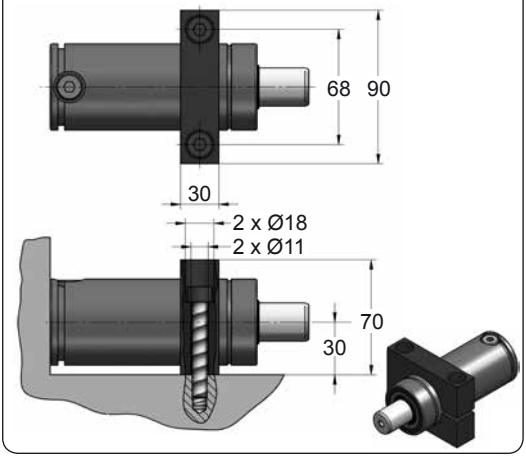







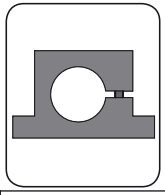

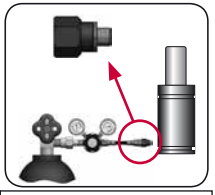

CODE		CT 750 050	KIT XXXXXXX-S KIT XXXXXXX-C	D02-050	06 GA 11
ENG	ORDER	GAS SPRING	REPAIR KIT	FLANGE	CHARGING ADAPTER
DEU	BESTELLUNG	GASDRUCKFEDER	ERSATZTEILSATZ	FLANSCHE	LADEADAPTER
FRA	COMMANDE	RESSORT À GAZ	KIT DE RÉPARATION	BRIDE	RACCORD DE CHARGE
ITA	ORDINE	CILINDRO AD AZOTO	KIT DI MANUTENZIONE	FLANGE	ADATTATORE DI CARICO
ESP	PEDIDO	RESORTE DE GAS	KIT DE REPARACION	BRIDA	ADAPTADOR DE CARGA
POR	PEDIDO	CILINDRO DE GÁS	KIT DE MANUTENÇÃO	FLANGE	ADAPTADOR DE CARGA

CT 1000

Low Profile

AZOL GAS

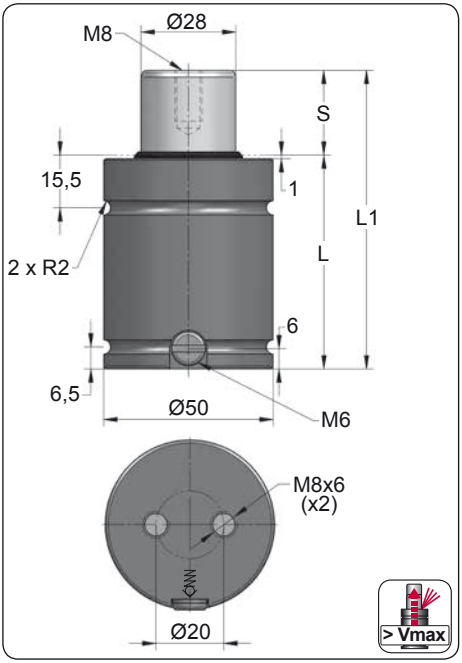

ORDER	S (mm)	L1 ±0,25 (mm)	L (mm)	Kg.
CT 1000 005	5	48	43	0.53
CT 1000 010	10	58	48	0.58
CT 1000 012	12	62	50	0.60
CT 1000 019	19	76	57	0.67
CT 1000 025	25	88	63	0.73
CT 1000 032	32	102	70	0.79
CT 1000 038	38	114	76	0.85
CT 1000 050	50	138	88	0.96
CT 1000 063	63	164	101	1.09
CT 1000 075	75	188	113	1.20
CT 1000 080	80	198	118	1.25
CT 1000 100	100	238	138	1.44
CT 1000 125	125	288	163	1.67

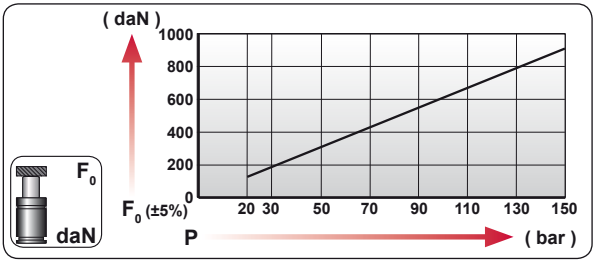

CODE	bar	psi	F_0 daN	F_1 daN
CT 1000 050	160	2320	985	1760
CT-H 1000 050	0	0	---	---

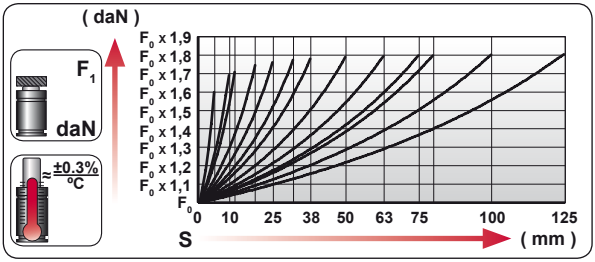

ENG	ORDER
DEU	BESTELLUNG
FRA	COMMANDE
ITA	ORDINE
ESP	PEDIDO
POR	PEDIDO



CT 1000 50

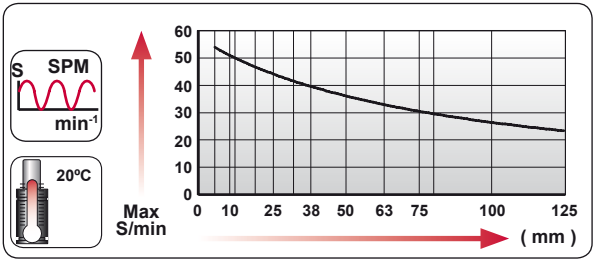



N_2	Smax < 90%	Vmax 1,6 m/s	bar psi 20 290	bar psi 160 2320	°C °F 0 32	°C °F 80 176	600 CP-

AZOL GAS

CT 1000

Low Profile

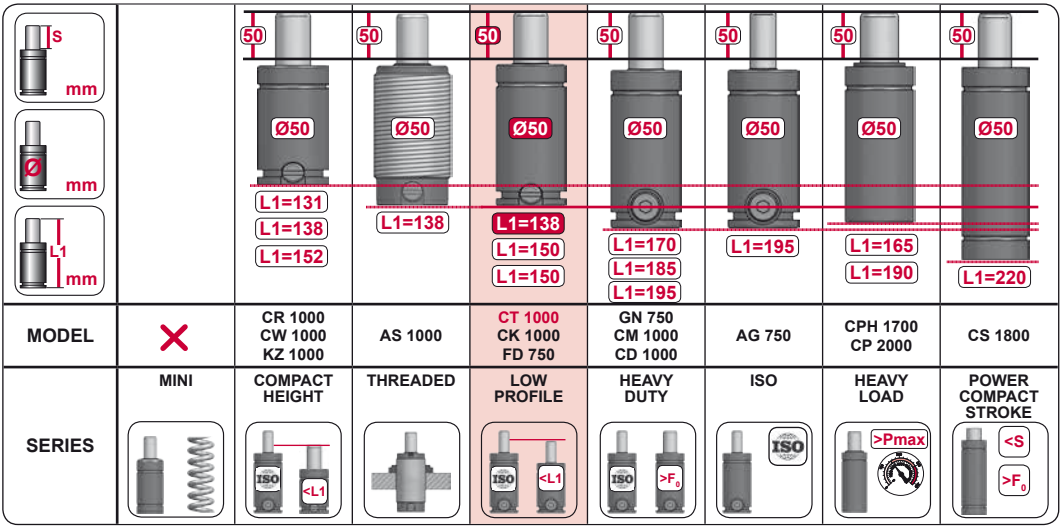

MODEL		CR 1000 CW 1000 KZ 1000	AS 1000	CT 1000 CK 1000 FD 750	GN 750 CM 1000 CD 1000	AG 750	CPH 1700 CP 2000	CS 1800
SERIES	MINI	COMPACT HEIGHT	THREADED	LOW PROFILE	HEAVY DUTY	ISO	HEAVY LOAD	POWER COMPACT STROKE

CT







CTN

























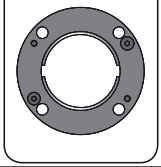

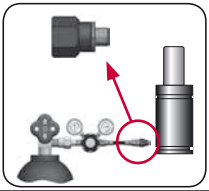

CODE		CT 1000 050	KIT XXXXXXX-S KIT XXXXXXX-C	A14-050	06 GA 11
ENG	ORDER	GAS SPRING	REPAIR KIT	FLANGE	CHARGING ADAPTER
DEU	BESTELLUNG	GASDRUCKFEDER	ERSATZTEILSATZ	FLANSCHE	LADEADAPTER
FRA	COMMANDE	RESSORT À GAZ	KIT DE RÉPARATION	BRIDE	RACCORD DE CHARGE
ITA	ORDINE	CILINDRO AD AZOTO	KIT DI MANUTENZIONE	FLANGE	ADATTATORE DI CARICO
ESP	PEDIDO	RESORTE DE GAS	KIT DE REPARACION	BRIDA	ADAPTADOR DE CARGA
POR	PEDIDO	CILINDRO DE GÁS	KIT DE MANUTENÇÃO	FLANGE	ADAPTADOR DE CARGA

CTC 1000

Low Profile

AZOL GAS

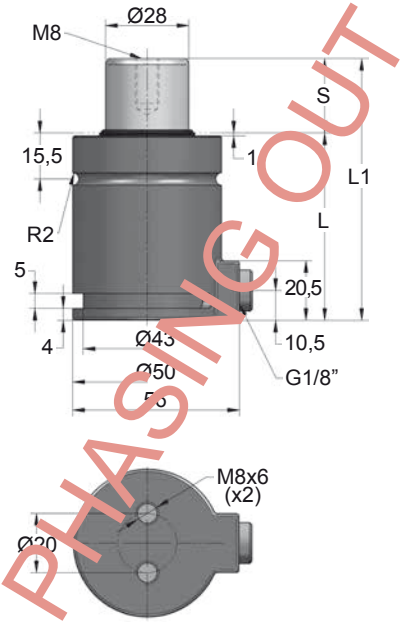

PHASING OUT

ORDER	S (mm)	L1 ±0,25 (mm)	L (mm)	Kg.
CTC 1000 012	12	62	50	0.62
CTC 1000 019	19	76	57	0.69
CTC 1000 025	25	88	63	0.74
CTC 1000 032	32	102	70	0.81
CTC 1000 038	38	114	76	0.87
CTC 1000 050	50	138	88	0.98
CTC 1000 063	63	164	101	1.10
CTC 1000 075	75	188	113	1.22
CTC 1000 080	80	198	118	1.26
CTC 1000 100	100	238	138	1.45
CTC 1000 125	125	288	163	1.69

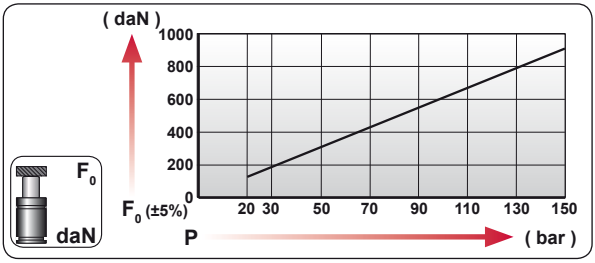

CODE	bar	psi	F0 daN	F1 daN
---------	---	---	---	---
CTC 1000 050	0	0	---	---

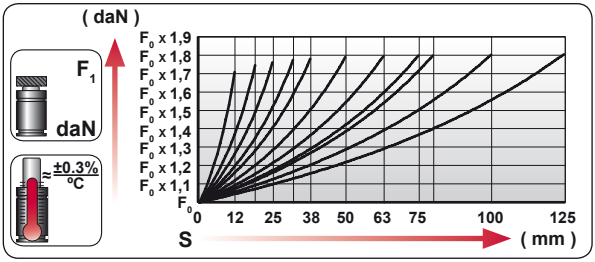

ENG	ORDER
DEU	BESTELLUNG
FRA	COMMANDE
ITA	ORDINE
ESP	PEDIDO
POR	PEDIDO



CTC 1000 50

CTC 1000 050

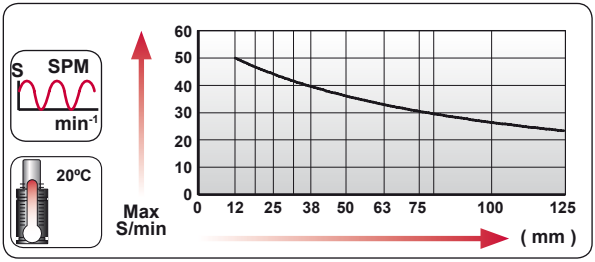



N_2	Smax < 90%	Vmax 1,6 m/s	bar psi 20 290	bar psi 160 2320	°C °F 0 32	°C °F 80 176	600 CP-

AZOL GAS

CTC 1000 MOUNTS

Low Profile

C55-050

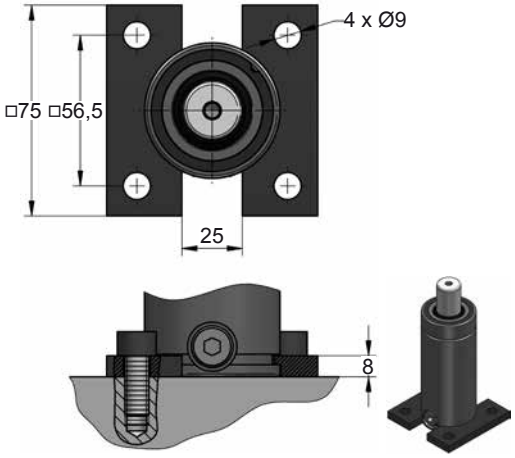







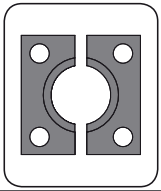

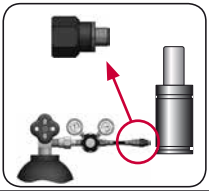

CODE		CTC 1000 050	KIT XXXXXXX-S KIT XXXXXXX-C	C55-050	SKK 12R 1/8
ENG	ORDER	GAS SPRING	REPAIR KIT	FLANGE	CHARGING ADAPTER
DEU	BESTELLUNG	GASDRUCKFEDER	ERSATZTEILSATZ	FLANSCHE	LADEADAPTER
FRA	COMMANDE	RESSORT À GAZ	KIT DE RÉPARATION	BRIDE	RACCORD DE CHARGE
ITA	ORDINE	CILINDRO AD AZOTO	KIT DI MANUTENZIONE	FLANGE	ADATTATORE DI CARICO
ESP	PEDIDO	RESORTE DE GAS	KIT DE REPARACION	BRIDA	ADAPTADOR DE CARGA
POR	PEDIDO	CILINDRO DE GÁS	KIT DE MANUTENÇÃO	FLANGE	ADAPTADOR DE CARGA

CTN 1000

Low Profile

AZOL GAS

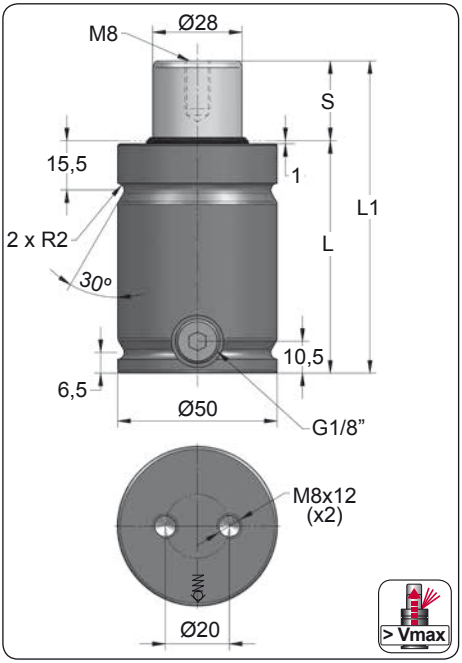

ORDER	S (mm)	L1 ±0,25 (mm)	L (mm)	Kg.
CTN 1000 010	10	68	58	0.72
CTN 1000 012	12	72	60	0.74
CTN 1000 019	19	86	67	0.81
CTN 1000 025	25	98	73	0.87
CTN 1000 032	32	112	80	0.93
CTN 1000 038	38	124	86	0.99
CTN 1000 050	50	148	98	1.10
CTN 1000 063	63	174	111	1.23
CTN 1000 075	75	198	123	1.32
CTN 1000 080	80	208	128	1.39
CTN 1000 100	100	248	148	1.58
CTN 1000 125	125	298	173	1.81

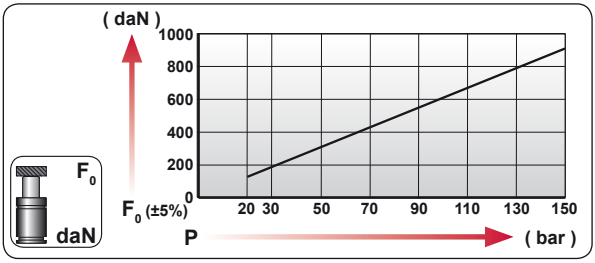

CODE	bar	psi	F_0 daN	F_1 daN
CTN 1000 050	160	2320	985	1750
CTN-H 1000 050	0	0	---	---

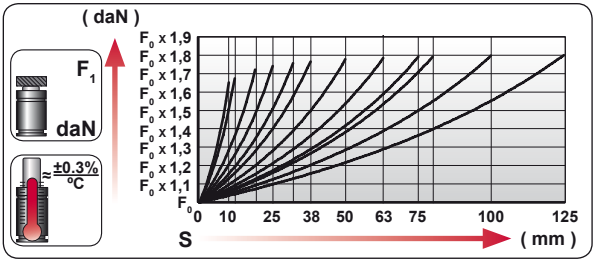

ENG	ORDER
DEU	BESTELLUNG
FRA	COMMANDE
ITA	ORDINE
ESP	PEDIDO
POR	PEDIDO



CTN 1000 50

CTN 1000 050

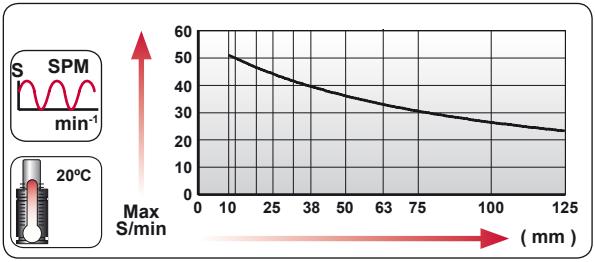



N_2	Smax < 90%	Vmax 1,6 m/s	bar psi 20 290	bar psi 160 2320	ºC ºF 0 32	ºC ºF 80 176	600 CP-

AZOL GAS

CTN 1000

Low Profile



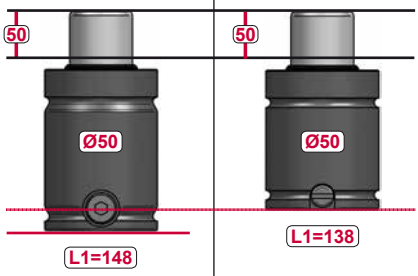

MODEL	CTN 1000	CT 1000

CT

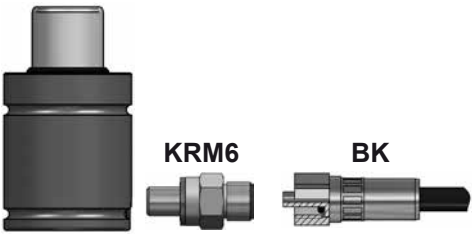

CTN

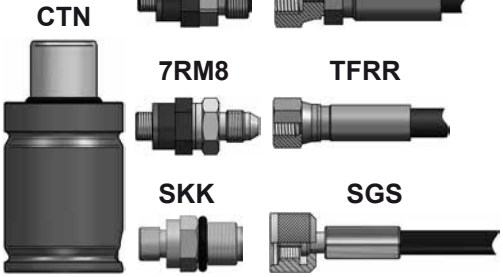







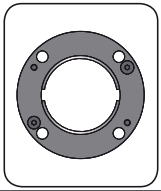

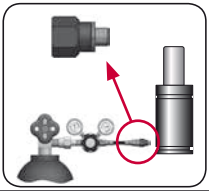

CODE		CTN 1000 050	KIT XXXXXXX-S KIT XXXXXXX-C	A14-050	18 GA 5
ENG	ORDER	GAS SPRING	REPAIR KIT	FLANGE	CHARGING ADAPTER
DEU	BESTELLUNG	GASDRUCKFEDER	ERSATZTEILSATZ	FLANSCHE	LADEADAPTER
FRA	COMMANDE	RESSORT À GAZ	KIT DE RÉPARATION	BRIDE	RACCORD DE CHARGE
ITA	ORDINE	CILINDRO AD AZOTO	KIT DI MANUTENZIONE	FLANGE	ADATTATORE DI CARICO
ESP	PEDIDO	RESORTE DE GAS	KIT DE REPARACION	BRIDA	ADAPTADOR DE CARGA
POR	PEDIDO	CILINDRO DE GÁS	KIT DE MANUTENÇÃO	FLANGE	ADAPTADOR DE CARGA

CT 1000 MOUNTS

Low Profile

AZOL GAS

A14-050

E24.54.815.G
EM24.54.700/F

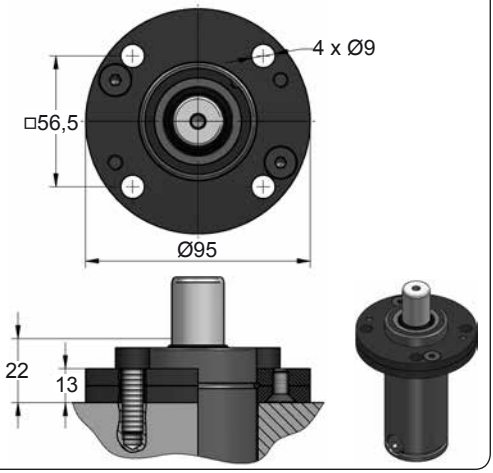

A34-050

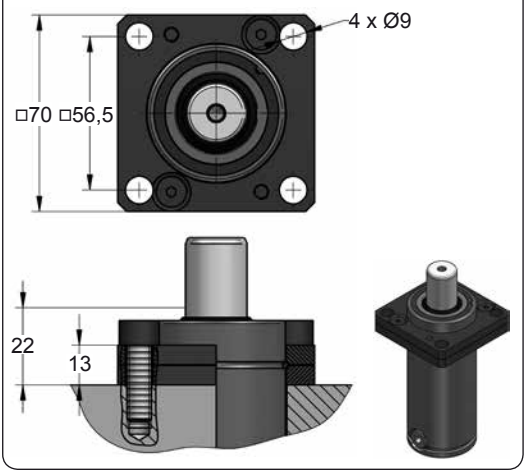

B36-050

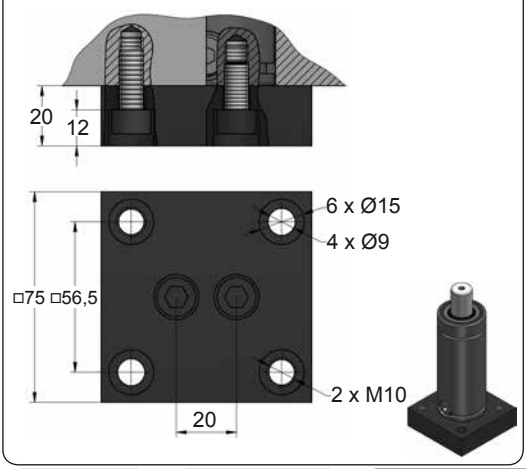

B41-050

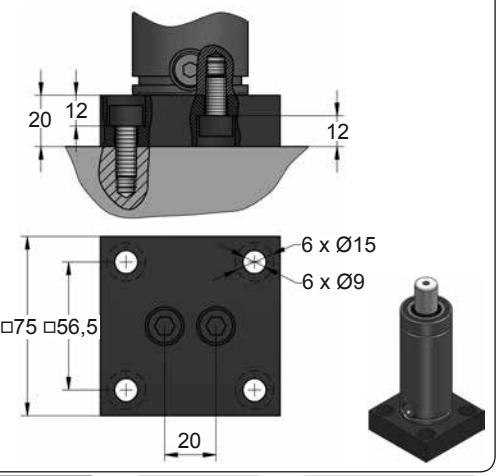







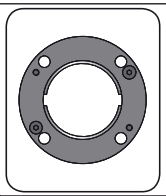

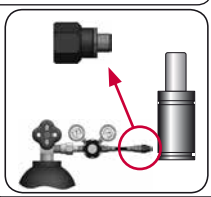

CODE		CT 1000 050	KIT XXXXXXX-S KIT XXXXXXX-C	A14-050	06 GA 11
ENG	ORDER	GAS SPRING	REPAIR KIT	FLANGE	CHARGING ADAPTER
DEU	BESTELLUNG	GASDRUCKFEDER	ERSATZTEILSATZ	FLANSCHE	LADEADAPTER
FRA	COMMANDE	RESSORT À GAZ	KIT DE RÉPARATION	BRIDE	RACCORD DE CHARGE
ITA	ORDINE	CILINDRO AD AZOTO	KIT DI MANUTENZIONE	FLANGE	ADATTATORE DI CARICO
ESP	PEDIDO	RESORTE DE GAS	KIT DE REPARACION	BRIDA	ADAPTADOR DE CARGA
POR	PEDIDO	CILINDRO DE GÁS	KIT DE MANUTENÇÃO	FLANGE	ADAPTADOR DE CARGA

AZOL GAS

CT 1000 MOUNTS

Low Profile

D02-050

ISO E24.54.815.G EM24.54.700/F

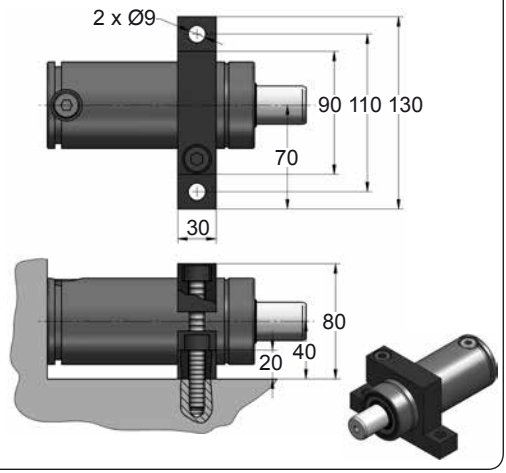

D67-050

VDI

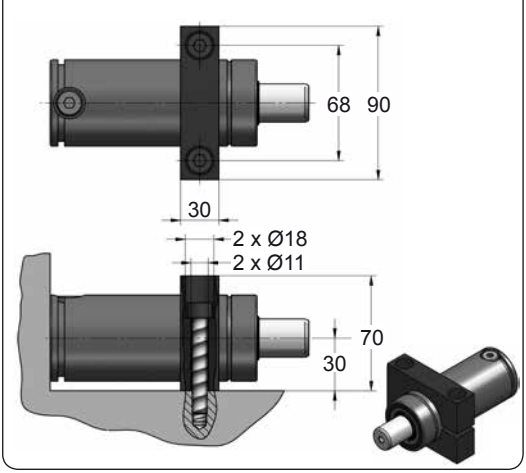







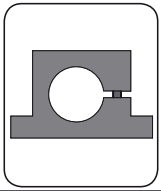

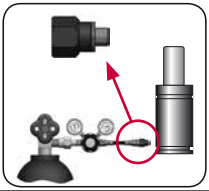

CODE		CT 1000 050	KIT XXXXXXX-S KIT XXXXXXX-C	D02-050	06 GA 11
ENG	ORDER	GAS SPRING	REPAIR KIT	FLANGE	CHARGING ADAPTER
DEU	BESTELLUNG	GASDRUCKFEDER	ERSATZTEILSATZ	FLANSCHE	LADEADAPTER
FRA	COMMANDE	RESSORT À GAZ	KIT DE RÉPARATION	BRIDE	RACCORD DE CHARGE
ITA	ORDINE	CILINDRO AD AZOTO	KIT DI MANUTENZIONE	FLANGE	ADATTATORE DI CARICO
ESP	PEDIDO	RESORTE DE GAS	KIT DE REPARACION	BRIDA	ADAPTADOR DE CARGA
POR	PEDIDO	CILINDRO DE GÁS	KIT DE MANUTENÇÃO	FLANGE	ADAPTADOR DE CARGA

CT 1500

Low Profile

AZOL GAS

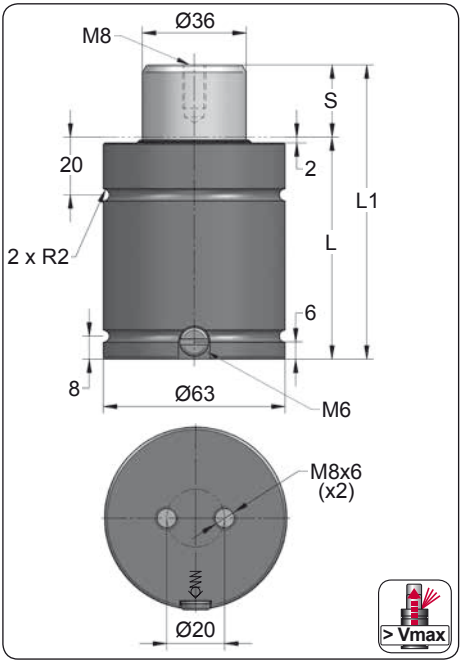

ORDER	S (mm)	L1 ±0,25 (mm)	L (mm)	Kg.
CT 1500 012	12	76	64	1.19
CT 1500 025	25	102	77	1.40
CT 1500 038	38	128	90	1.57
CT 1500 050	50	152	102	1.74
CT 1500 063	63	178	115	1.96
CT 1500 080	80	212	132	2.16
CT 1500 100	100	252	152	2.44
CT 1500 125	125	302	177	2.89

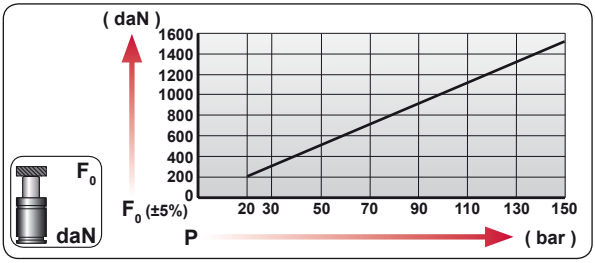

CODE	bar	psi	F_0 daN	F_1 daN
CT 1500 050	150	2175	1530	2630
CT-H 1500 050	0	0	---	---

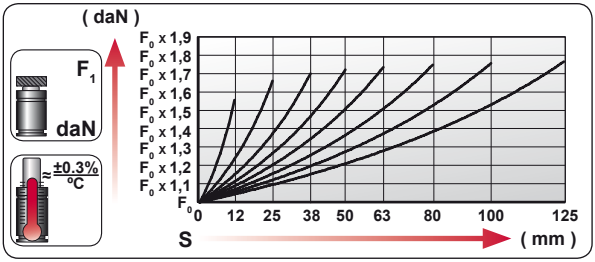

ENG	ORDER
DEU	BESTELLUNG
FRA	COMMANDE
ITA	ORDINE
ESP	PEDIDO
POR	PEDIDO



CT 1500 50

CT 1500 050

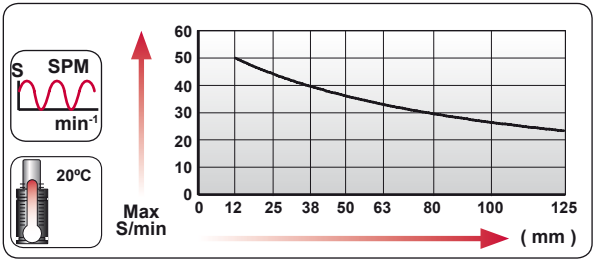



N_2	Smax < 90%	Vmax 1,6 m/s	bar psi 20 290	bar psi 150 2175	°C °F 0 32	°C °F 80 176	600 CP-

AZOL GAS

CT 1500

Low Profile

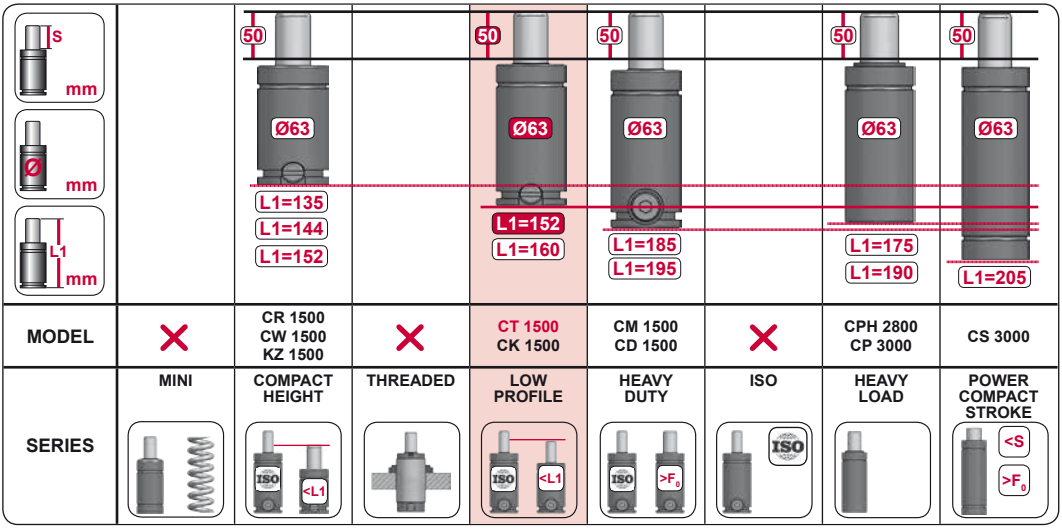

MODEL	×	CR 1500 CW 1500 KZ 1500	×	CT 1500 CK 1500	CM 1500 CD 1500	×	CPH 2800 CP 3000	CS 3000
SERIES	MINI	COMPACT HEIGHT	THREADED	LOW PROFILE	HEAVY DUTY	ISO	HEAVY LOAD	POWER COMPACT STROKE

CT

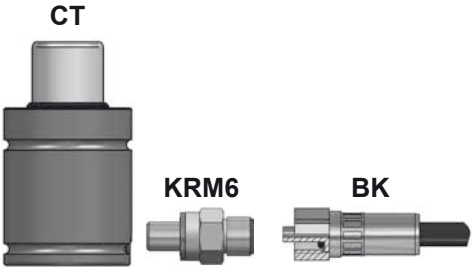

CTN

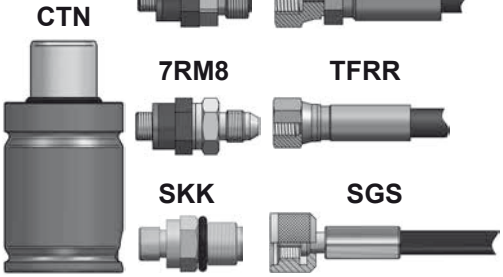



CODE		CT 1500 050	KIT XXXXXXX-S KIT XXXXXXX-C	A14-063	06 GA 11
ENG	ORDER	GAS SPRING	REPAIR KIT	FLANGE	CHARGING ADAPTER
DEU	BESTELLUNG	GASDRUCKFEDER	ERSATZTEILSATZ	FLANSCHE	LADEADAPTER
FRA	COMMANDE	RESSORT À GAZ	KIT DE RÉPARATION	BRIDE	RACCORD DE CHARGE
ITA	ORDINE	CILINDRO AD AZOTO	KIT DI MANUTENZIONE	FLANGE	ADATTATORE DI CARICO
ESP	PEDIDO	RESORTE DE GAS	KIT DE REPARACION	BRIDA	ADAPTADOR DE CARGA
POR	PEDIDO	CILINDRO DE GÁS	KIT DE MANUTENÇÃO	FLANGE	ADAPTADOR DE CARGA

CTC 1500

Low Profile

AZOL GAS

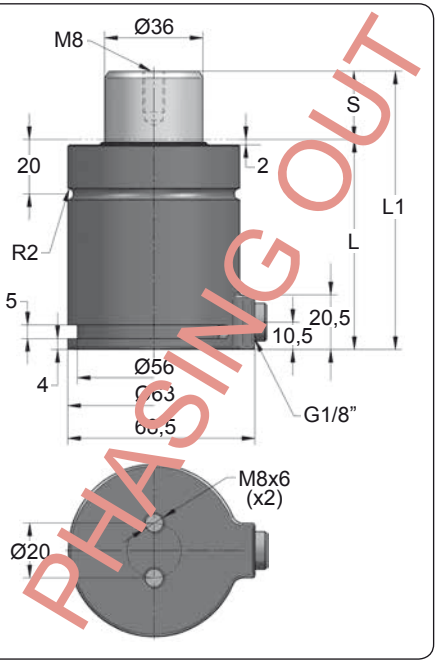

ORDER	S (mm)	L1 ±0,25 (mm)	L (mm)	Kg.
CTC 1500 012	12	76	64	1.25
CTC 1500 025	25	102	77	1.48
CTC 1500 038	38	128	90	1.65
CTC 1500 050	50	152	102	1.83
CTC 1500 063	63	178	115	2.06
CTC 1500 080	80	212	132	2.27
CTC 1500 100	100	252	152	2.57
CTC 1500 125	125	302	177	3.04

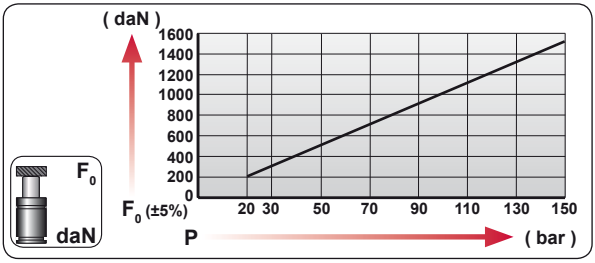

CODE	bar	psi	F_0 daN	F_1 daN
---------	---	---	---	---
CTC 1500 050	0	0	---	---

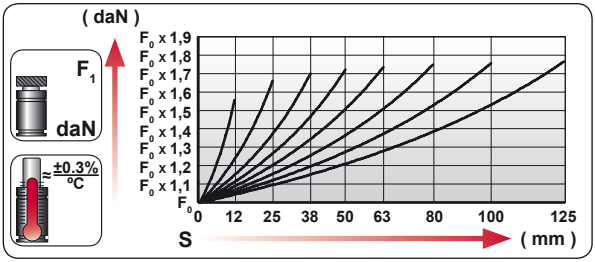

ENG	ORDER
DEU	BESTELLUNG
FRA	COMMANDE
ITA	ORDINE
ESP	PEDIDO
POR	PEDIDO

F_0 daN — S mm

CTC 1500 50

CTC 1500 050

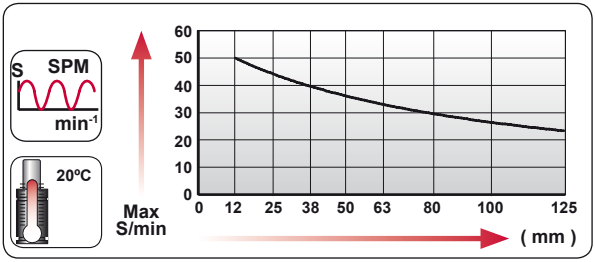



N_2	Smax < 90%	Vmax 1,6 m/s	bar psi 20 290	bar psi 150 2175	ºC ºF 0 32	ºC ºF 80 176	600 CP-

AZOL GAS

CTC 1500 MOUNTS

Low Profile

C55-063

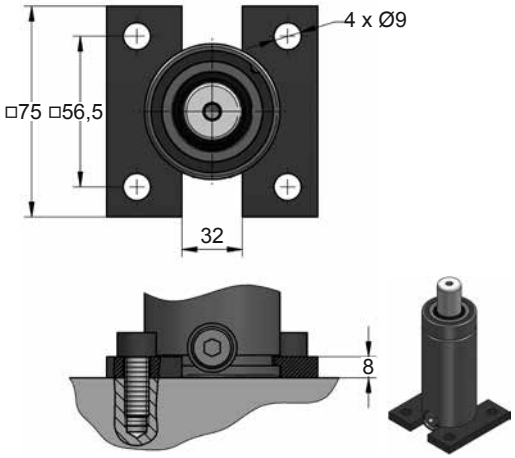







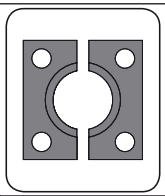

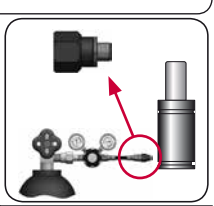

CODE		CTC 1500 050	KIT XXXXXXX-S KIT XXXXXXX-C	C55-063	SKK 12R 1/8
ENG	ORDER	GAS SPRING	REPAIR KIT	FLANGE	CHARGING ADAPTER
DEU	BESTELLUNG	GASDRUCKFEDER	ERSATZTEILSATZ	FLANSCHE	LADEADAPTER
FRA	COMMANDE	RESSORT À GAZ	KIT DE RÉPARATION	BRIDE	RACCORD DE CHARGE
ITA	ORDINE	CILINDRO AD AZOTO	KIT DI MANUTENZIONE	FLANGE	ADATTATORE DI CARICO
ESP	PEDIDO	RESORTE DE GAS	KIT DE REPARACION	BRIDA	ADAPTADOR DE CARGA
POR	PEDIDO	CILINDRO DE GÁS	KIT DE MANUTENÇÃO	FLANGE	ADAPTADOR DE CARGA

CTN 1500

Low Profile

AZOL GAS

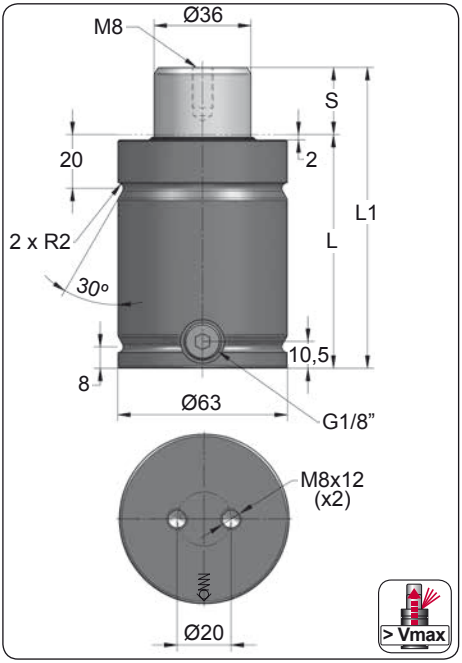

ORDER	S (mm)	L1 ±0,25 (mm)	L (mm)	Kg.
CTN 1500 012	12	86	74	1.44
CTN 1500 016	16	94	78	1.49
CTN 1500 025	25	112	87	1.63
CTN 1500 038	38	138	100	1.82
CTN 1500 050	50	162	112	1.99
CTN 1500 063	63	188	125	2.18
CTN 1500 080	80	222	142	2.42
CTN 1500 100	100	262	162	2.71
CTN 1500 125	125	312	187	3.07

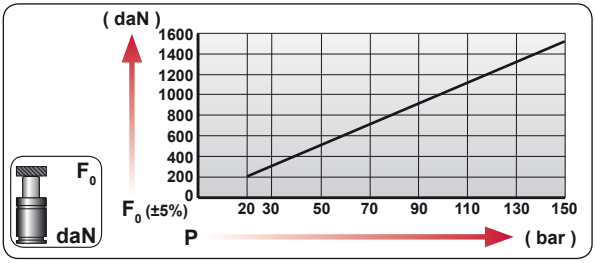

CODE	bar	psi	F_0 daN	F_1 daN
CTN 1500 050	150	2175	1530	2600
CTN-H 1500 050	0	0	---	---

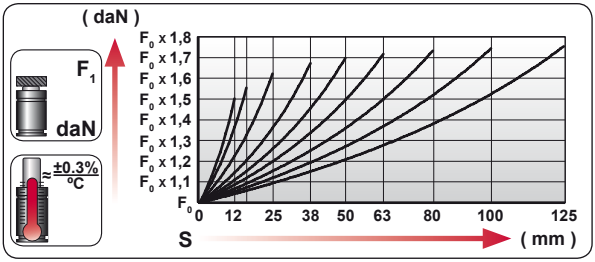

ENG	ORDER
DEU	BESTELLUNG
FRA	COMMANDE
ITA	ORDINE
ESP	PEDIDO
POR	PEDIDO



CTN 1500 50

CTN 1500 050

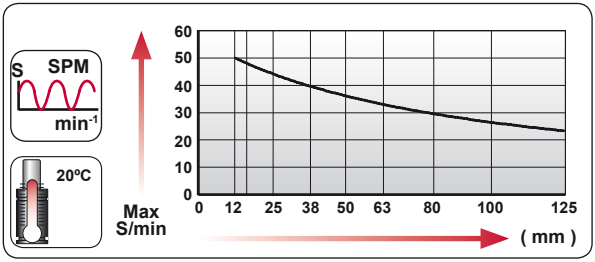



N_2	Smax < 90%	Vmax 1,6 m/s	bar psi 20 290	bar psi 150 2175	ºC ºF 0 32	ºC ºF 80 176	600 CP-

AZOL GAS

CTN 1500

Low Profile



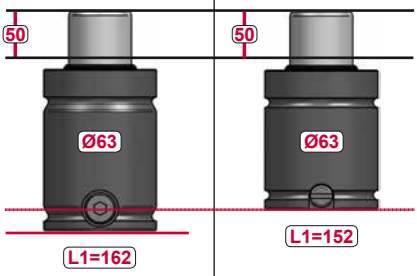

MODEL	CTN 1500	CT 1500

CT







CTN

























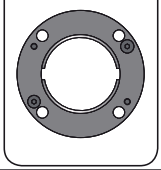

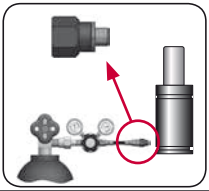

CODE		CTN 1500 050	KIT XXXXXXX-S KIT XXXXXXX-C	A14-063	18 GA 5
ENG	ORDER	GAS SPRING	REPAIR KIT	FLANGE	CHARGING ADAPTER
DEU	BESTELLUNG	GASDRUCKFEDER	ERSATZTEILSATZ	FLANSCHE	LADEADAPTER
FRA	COMMANDE	RESSORT À GAZ	KIT DE RÉPARATION	BRIDE	RACCORD DE CHARGE
ITA	ORDINE	CILINDRO AD AZOTO	KIT DI MANUTENZIONE	FLANGE	ADATTATORE DI CARICO
ESP	PEDIDO	RESORTE DE GAS	KIT DE REPARACION	BRIDA	ADAPTADOR DE CARGA
POR	PEDIDO	CILINDRO DE GÁS	KIT DE MANUTENÇÃO	FLANGE	ADAPTADOR DE CARGA

CT 1500 MOUNTS

Low Profile

AZOL GAS

A14-063

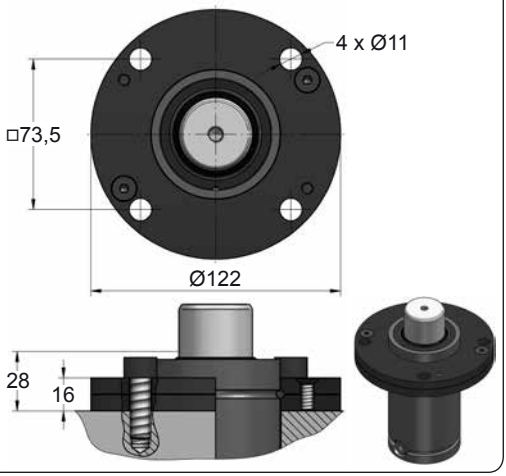

A39-063

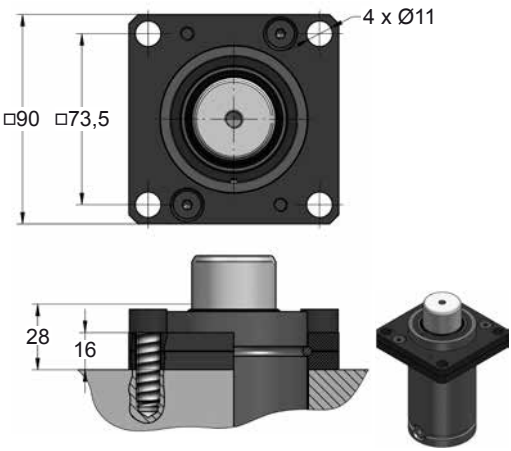

A69-063

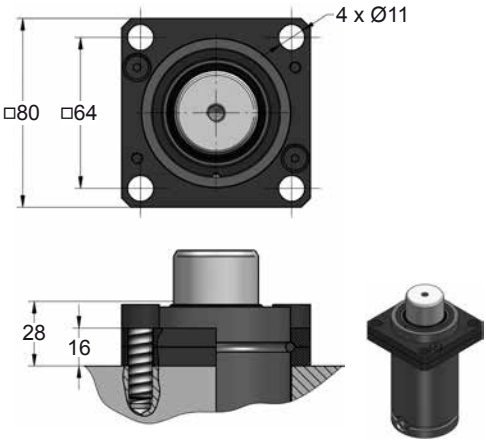







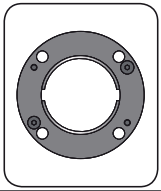

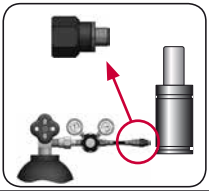

CODE		CT 1500 050	KIT XXXXXXX-S KIT XXXXXXX-C	A14-063	06 GA 11
ENG	ORDER	GAS SPRING	REPAIR KIT	FLANGE	CHARGING ADAPTER
DEU	BESTELLUNG	GASDRUCKFEDER	ERSATZTEILSATZ	FLANSCHE	LADEADAPTER
FRA	COMMANDE	RESSORT À GAZ	KIT DE RÉPARATION	BRIDE	RACCORD DE CHARGE
ITA	ORDINE	CILINDRO AD AZOTO	KIT DI MANUTENZIONE	FLANGE	ADATTATORE DI CARICO
ESP	PEDIDO	RESORTE DE GAS	KIT DE REPARACION	BRIDA	ADAPTADOR DE CARGA
POR	PEDIDO	CILINDRO DE GÁS	KIT DE MANUTENÇÃO	FLANGE	ADAPTADOR DE CARGA

AZOL GAS

CT 1500 MOUNTS

Low Profile

B36-063

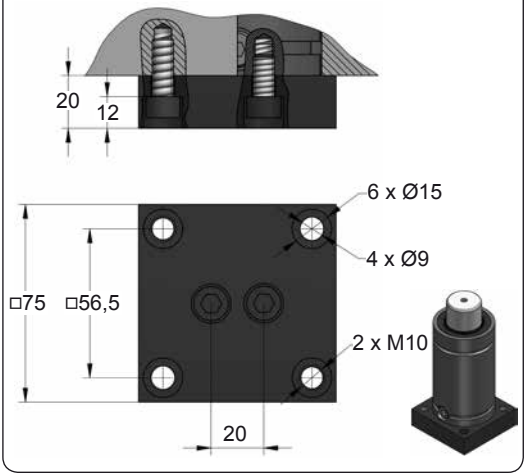

B41-063

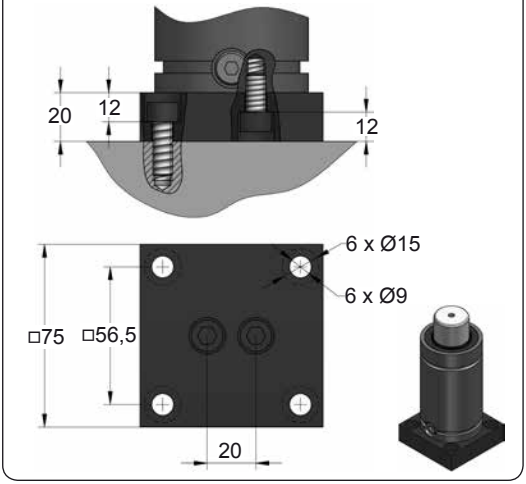

D67-063

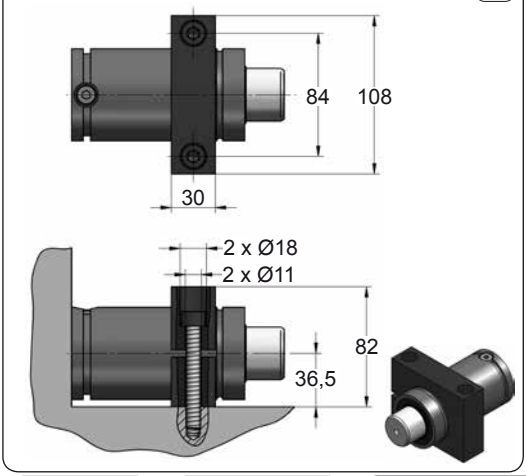



CODE		CT 1500 050	KIT XXXXXXX-S KIT XXXXXXX-C	B36-063	06 GA 11
ENG	ORDER	GAS SPRING	REPAIR KIT	FLANGE	CHARGING ADAPTER
DEU	BESTELLUNG	GASDRUCKFEDER	ERSATZTEILSATZ	FLANSCHE	LADEADAPTER
FRA	COMMANDE	RESSORT À GAZ	KIT DE RÉPARATION	BRIDE	RACCORD DE CHARGE
ITA	ORDINE	CILINDRO AD AZOTO	KIT DI MANUTENZIONE	FLANGE	ADATTATORE DI CARICO
ESP	PEDIDO	RESORTE DE GAS	KIT DE REPARACION	BRIDA	ADAPTADOR DE CARGA
POR	PEDIDO	CILINDRO DE GÁS	KIT DE MANUTENÇÃO	FLANGE	ADAPTADOR DE CARGA

CT 2500

Low Profile

AZOL GAS

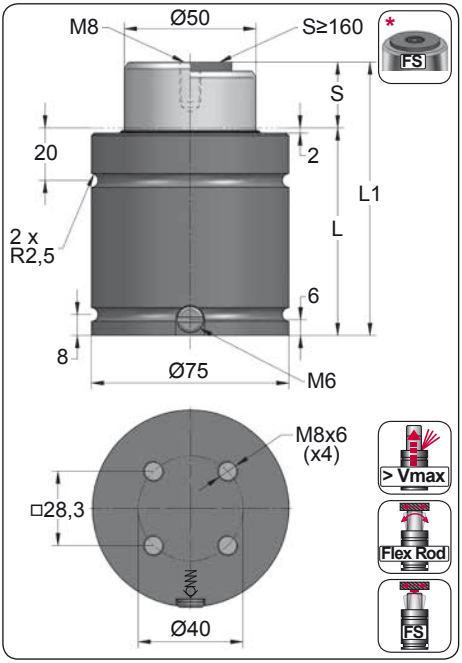

ORDER	S (mm)	L1 ±0,25 (mm)	L (mm)	Kg.
CT 2500 012	12	78	66	2.00
CT 2500 025	25	104	79	2.15
CT 2500 038	38	130	92	2.22
CT 2500 050	50	154	104	2.55
CT 2500 063	63	180	117	2.75
CT 2500 080	80	214	134	3.07
CT 2500 100	100	254	154	3.60
CT 2500 125	125	304	179	4.30
CT 2500 160 *	160	374	214	4.97
CT 2500 200 *	200	454	254	5.00

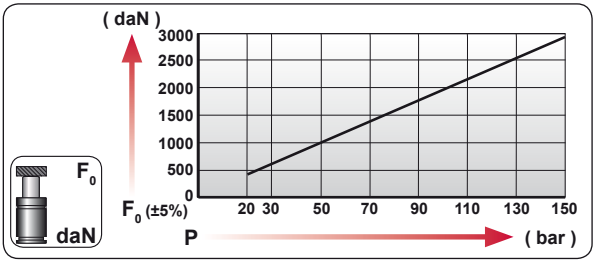

CODE	bar	psi	F_0 daN	F_1 daN
CT 2500 050	130	1885	2550	4885
CT-H 2500 050	0	0	---	---

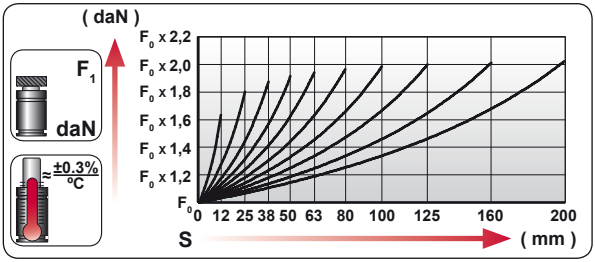

ENG	ORDER
DEU	BESTELLUNG
FRA	COMMANDE
ITA	ORDINE
ESP	PEDIDO
POR	PEDIDO

F_0 daN — S mm

CT 2500 50

CT 2500 050

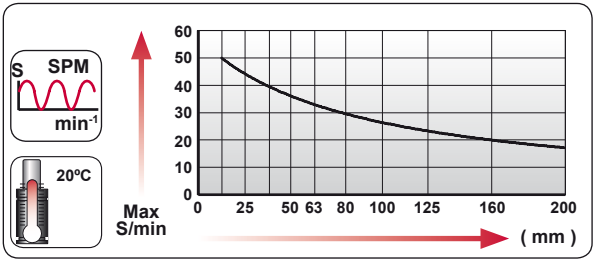



N_2	Smax < 90%	Vmax 1,6 m/s	bar psi 20 290	bar psi 150 2175	°C °F 0 32	°C °F 80 176	600 CP-

AZOL GAS

CT 2500

Low Profile

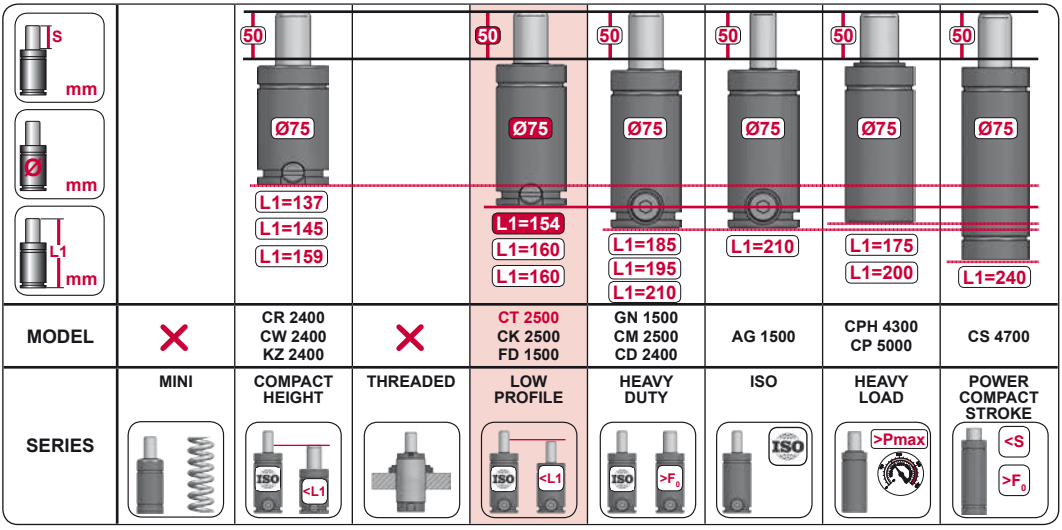

CT

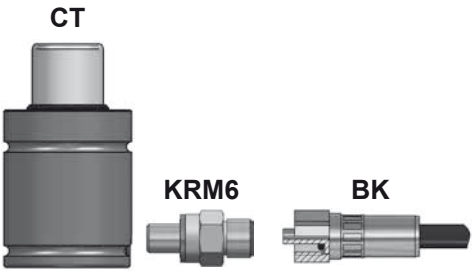

CTN

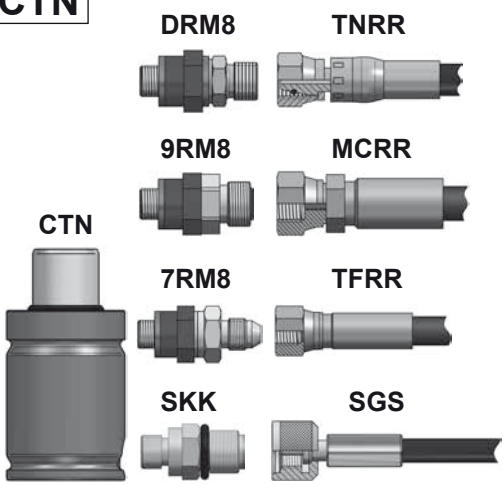



CODE		CT 2500 050	KIT XXXXXXX-S KIT XXXXXXX-C	A14-075	06 GA 11
ENG	ORDER	GAS SPRING	REPAIR KIT	FLANGE	CHARGING ADAPTER
DEU	BESTELLUNG	GASDRUCKFEDER	ERSATZTEILSATZ	FLANSCHE	LADEADAPTER
FRA	COMMANDE	RESSORT À GAZ	KIT DE RÉPARATION	BRIDE	RACCORD DE CHARGE
ITA	ORDINE	CILINDRO AD AZOTO	KIT DI MANUTENZIONE	FLANGE	ADATTATORE DI CARICO
ESP	PEDIDO	RESORTE DE GAS	KIT DE REPARACION	BRIDA	ADAPTADOR DE CARGA
POR	PEDIDO	CILINDRO DE GÁS	KIT DE MANUTENÇÃO	FLANGE	ADAPTADOR DE CARGA

CTC 2500

Low Profile

AZOL GAS

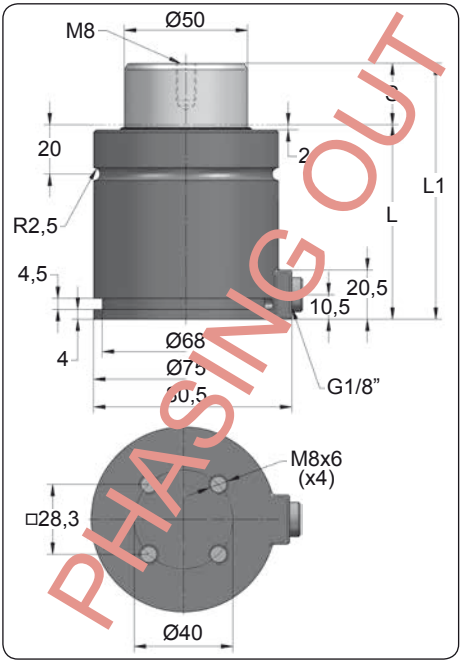

ORDER	S (mm)	L1 ±0,25 (mm)	L (mm)	Kg.
CTC 2500 012	12	78	66	2.11
CTC 2500 025	25	104	79	2.26
CTC 2500 038	38	130	92	2.34
CTC 2500 050	50	154	104	2.68
CTC 2500 063	63	180	117	2.90
CTC 2500 080	80	214	134	3.23
CTC 2500 100	100	254	154	3.79
CTC 2500 125	125	304	179	4.52
CTC 2500 160	160	374	214	5.23
CTC 2500 200	200	454	254	5.26

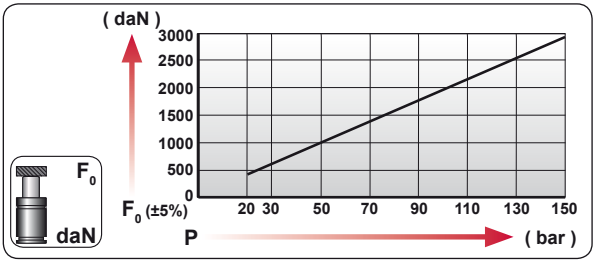

CODE	bar	psi	F0 daN	F1 daN
---------	---	---	---	---
CTC 2500 050	0	0	---	---

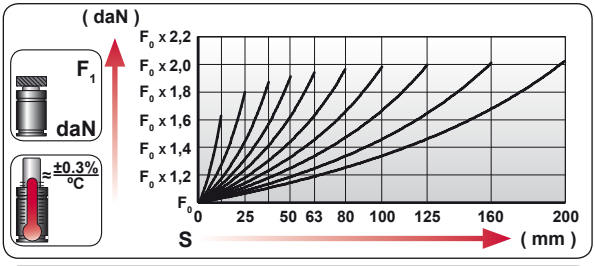

	ENG	ORDER
	DEU	BESTELLUNG
	FRA	COMMANDE
	ITA	ORDINE
	ESP	PEDIDO
	POR	PEDIDO

F0 daN — S mm

CTC 2500 50

CTC 2500 050

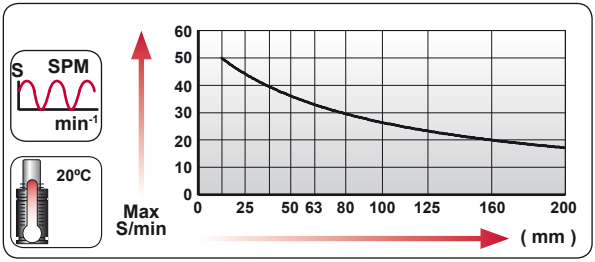



N_2	Smax < 90%	Vmax 1,6 m/s	bar psi 20 290	bar psi 150 2175	ºC ºF 0 32	ºC ºF 80 176	600 CP-

AZOL GAS

CTC 2500 MOUNTS

Low Profile

C55-075

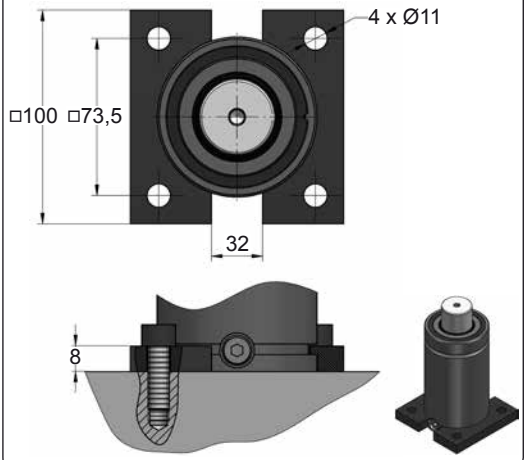







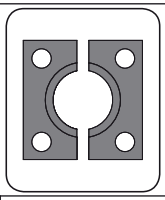

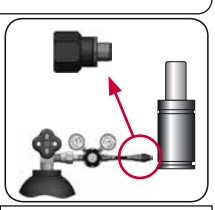

CODE		CTC 2500 050	KIT XXXXXXX-S KIT XXXXXXX-C	C55-075	SKK 12R 1/8
ENG	ORDER	GAS SPRING	REPAIR KIT	FLANGE	CHARGING ADAPTER
DEU	BESTELLUNG	GASDRUCKFEDER	ERSATZTEILSATZ	FLANSCHE	LADEADAPTER
FRA	COMMANDE	RESSORT À GAZ	KIT DE RÉPARATION	BRIDE	RACCORD DE CHARGE
ITA	ORDINE	CILINDRO AD AZOTO	KIT DI MANUTENZIONE	FLANGE	ADATTATORE DI CARICO
ESP	PEDIDO	RESORTE DE GAS	KIT DE REPARACION	BRIDA	ADAPTADOR DE CARGA
POR	PEDIDO	CILINDRO DE GÁS	KIT DE MANUTENÇÃO	FLANGE	ADAPTADOR DE CARGA

CTN 2500

Low Profile

AZOL GAS

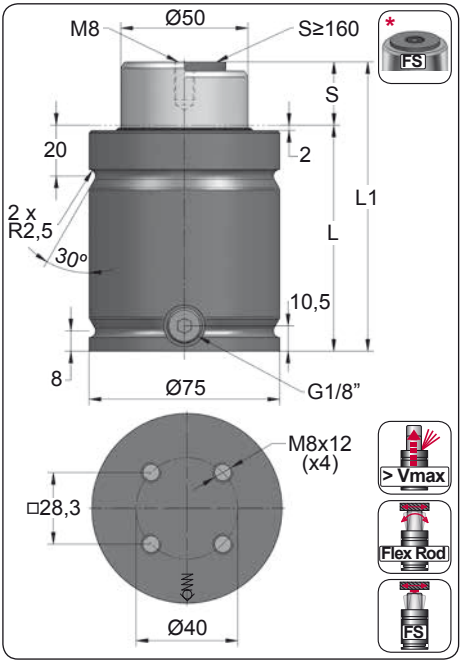

ORDER	S (mm)	L1 ±0,25 (mm)	L (mm)	Kg.
CTN 2500 012	12	88	76	2.08
CTN 2500 025	25	114	89	2.34
CTN 2500 038	38	140	102	2.60
CTN 2500 050	50	164	114	2.84
CTN 2500 063	63	190	127	3.11
CTN 2500 080	80	224	144	3.45
CTN 2500 100	100	264	164	3.85
CTN 2500 125	125	314	189	4.36
CTN 2500 160 *	160	384	224	5.07
CTN 2500 200 *	200	464	264	5.87

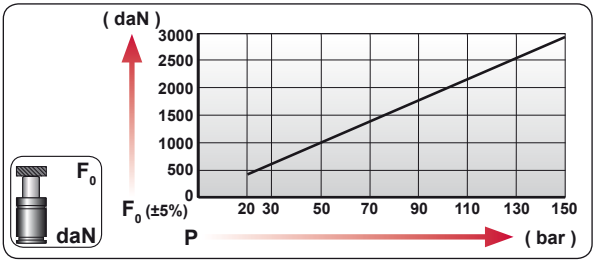

CODE	bar	psi	F0 daN	F1 daN
CTN 2500 050	130	1885	2550	4890
CTN-H 2500 050	0	0	---	---

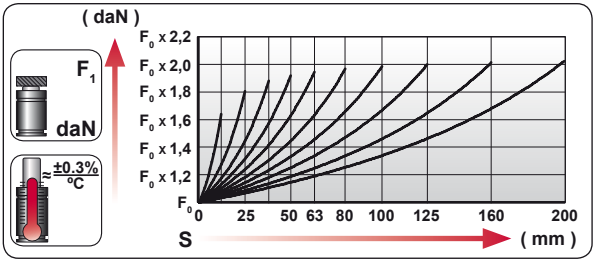

ENG	ORDER
DEU	BESTELLUNG
FRA	COMMANDE
ITA	ORDINE
ESP	PEDIDO
POR	PEDIDO

F0 daN — S mm

CTN 2500 50

CTN 2500 050

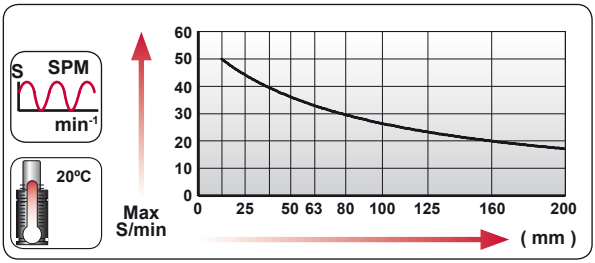

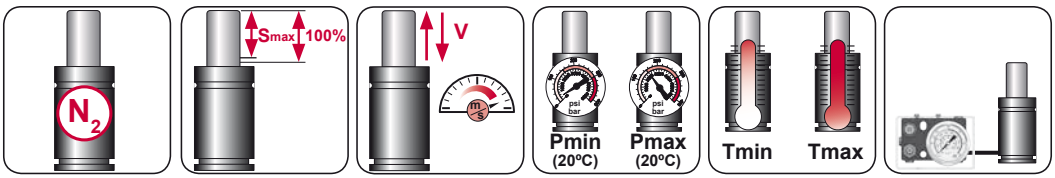

N_2	Smax < 90%	Vmax 1,6 m/s	bar psi 20 290	bar psi 150 2175	ºC ºF 0 32	ºC ºF 80 176	600 CP-

AZOL GAS

CTN 2500

Low Profile



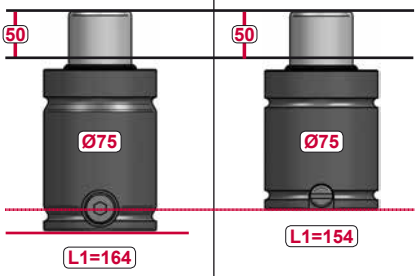

MODEL	CTN 2500	CT 2500

CT







CTN

























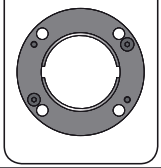

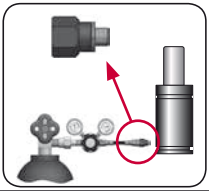

CODE		CTN 2500 050	KIT XXXXXXX-S KIT XXXXXXX-C	A14-075	18 GA 5
ENG	ORDER	GAS SPRING	REPAIR KIT	FLANGE	CHARGING ADAPTER
DEU	BESTELLUNG	GASDRUCKFEDER	ERSATZTEILSATZ	FLANSCHE	LADEADAPTER
FRA	COMMANDE	RESSORT À GAZ	KIT DE RÉPARATION	BRIDE	RACCORD DE CHARGE
ITA	ORDINE	CILINDRO AD AZOTO	KIT DI MANUTENZIONE	FLANGE	ADATTATORE DI CARICO
ESP	PEDIDO	RESORTE DE GAS	KIT DE REPARACION	BRIDA	ADAPTADOR DE CARGA
POR	PEDIDO	CILINDRO DE GÁS	KIT DE MANUTENÇÃO	FLANGE	ADAPTADOR DE CARGA

CT 2500 MOUNTS

Low Profile

AZOL GAS

A14-075

E24.54.815.G
EM24.54.700/F

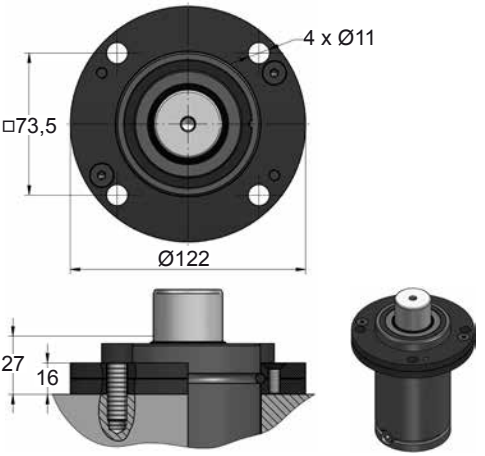

A34-075

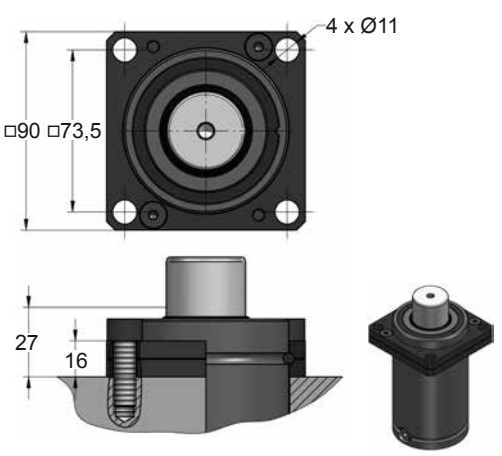

B36-075

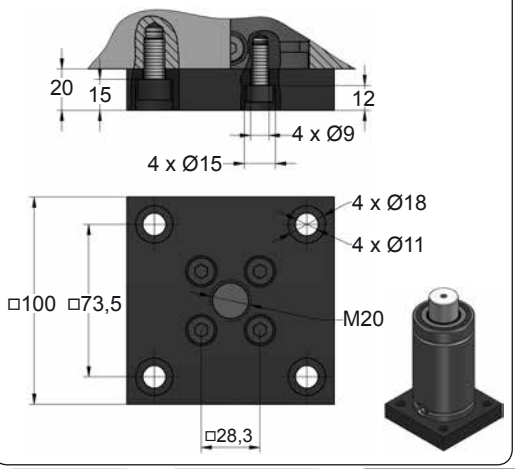

B41-075

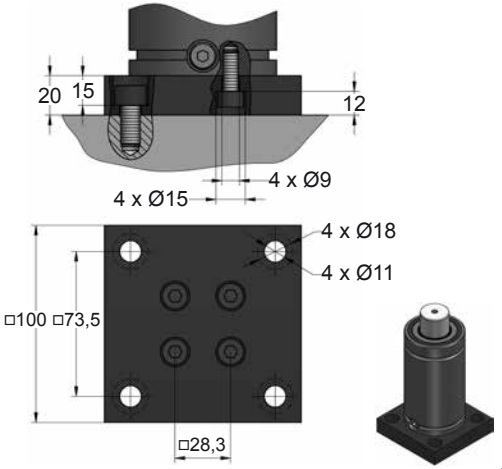







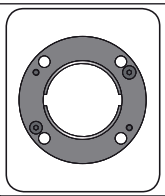

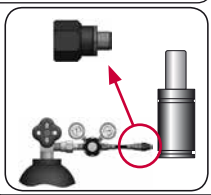

CODE		CT 2500 050	KIT XXXXXXX-S KIT XXXXXXX-C	A14-075	06 GA 11
ENG	ORDER	GAS SPRING	REPAIR KIT	FLANGE	CHARGING ADAPTER
DEU	BESTELLUNG	GASDRUCKFEDER	ERSATZTEILSATZ	FLANSCHE	LADEADAPTER
FRA	COMMANDE	RESSORT À GAZ	KIT DE RÉPARATION	BRIDE	RACCORD DE CHARGE
ITA	ORDINE	CILINDRO AD AZOTO	KIT DI MANUTENZIONE	FLANGE	ADATTATORE DI CARICO
ESP	PEDIDO	RESORTE DE GAS	KIT DE REPARACION	BRIDA	ADAPTADOR DE CARGA
POR	PEDIDO	CILINDRO DE GÁS	KIT DE MANUTENÇÃO	FLANGE	ADAPTADOR DE CARGA

AZOL GAS

CT 2500 MOUNTS

Low Profile

D02-075

ISO E24.54.815.G EM24.54.700/F

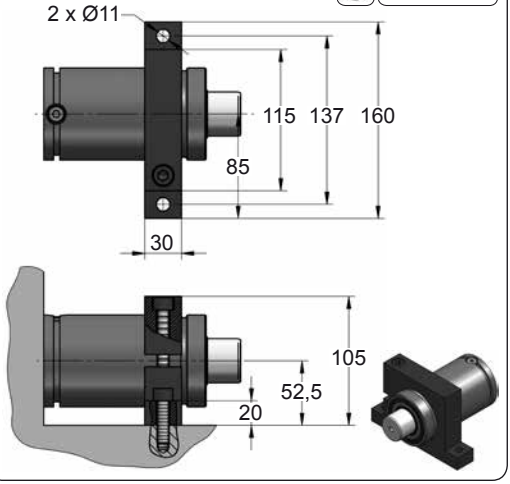

D67-075

VDI

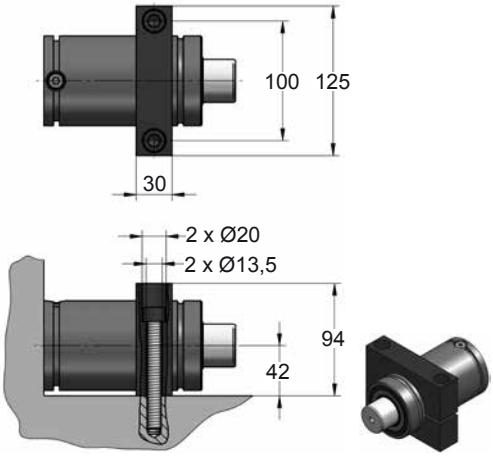







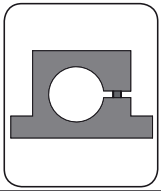

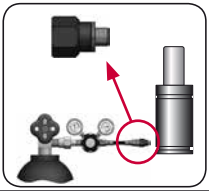

CODE		CT 2500 050	KIT XXXXXXX-S KIT XXXXXXX-C	D02-075	06 GA 11
ENG	ORDER	GAS SPRING	REPAIR KIT	FLANGE	CHARGING ADAPTER
DEU	BESTELLUNG	GASDRUCKFEDER	ERSATZTEILSATZ	FLANSCHE	LADEADAPTER
FRA	COMMANDE	RESSORT À GAZ	KIT DE RÉPARATION	BRIDE	RACCORD DE CHARGE
ITA	ORDINE	CILINDRO AD AZOTO	KIT DI MANUTENZIONE	FLANGE	ADATTATORE DI CARICO
ESP	PEDIDO	RESORTE DE GAS	KIT DE REPARACION	BRIDA	ADAPTADOR DE CARGA
POR	PEDIDO	CILINDRO DE GÁS	KIT DE MANUTENÇÃO	FLANGE	ADAPTADOR DE CARGA

CT 3000

Low Profile

AZOL GAS

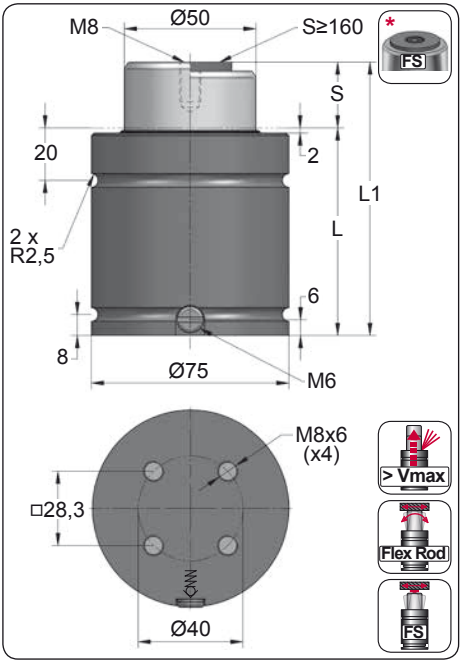

ORDER	S (mm)	L1 ±0,25 (mm)	L (mm)	Kg.
CT 3000 012	12	78	66	2.00
CT 3000 025	25	104	79	2.15
CT 3000 038	38	130	92	2.22
CT 3000 050	50	154	104	2.55
CT 3000 063	63	180	117	2.75
CT 3000 080	80	214	134	3.07
CT 3000 100	100	254	154	3.60
CT 3000 125	125	304	179	4.30
CT 3000 160 *	160	374	214	4.97
CT 3000 200 *	200	454	254	5.00

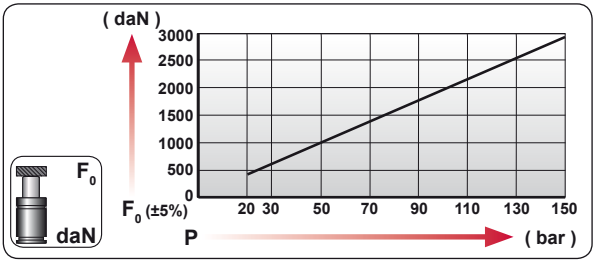

CODE	bar	psi	F_0 daN	F_1 daN
CT 3000 050	150	2175	2945	5640
CT-H 3000 050	0	0	---	---

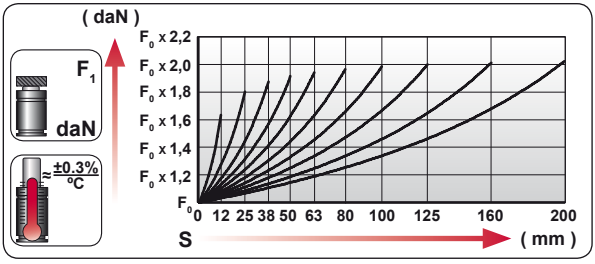

ENG	ORDER
DEU	BESTELLUNG
FRA	COMMANDE
ITA	ORDINE
ESP	PEDIDO
POR	PEDIDO

F_0 daN — S mm

CT 3000 50

CT 3000 050

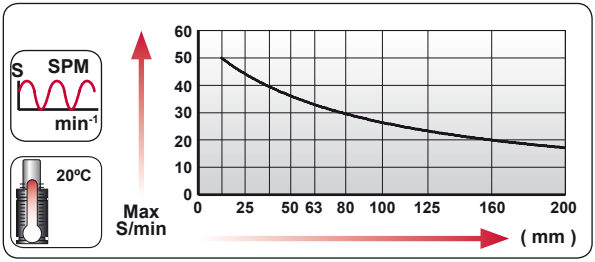



N_2	Smax < 90%	Vmax 1,6 m/s	bar psi 20 290	bar psi 150 2175	°C °F 0 32	°C °F 80 176	600 CP-

AZOL GAS

CT 3000

Low Profile

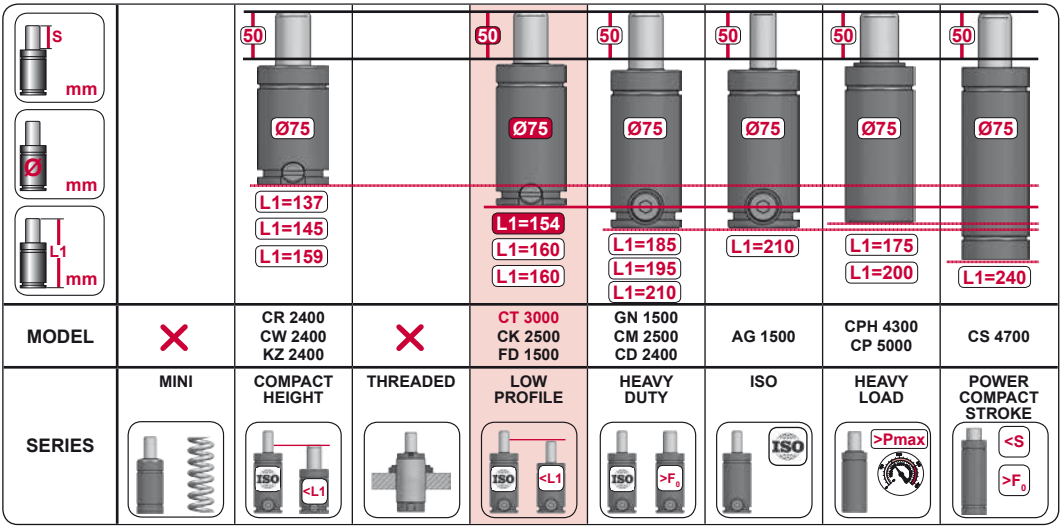

MODEL	×	CR 2400 CW 2400 KZ 2400	×	CT 3000 CK 2500 FD 1500	GN 1500 CM 2500 CD 2400	AG 1500	CPH 4300 CP 5000	CS 4700
SERIES	MINI	COMPACT HEIGHT	THREADED	LOW PROFILE	HEAVY DUTY	ISO	HEAVY LOAD	POWER COMPACT STROKE

CT







CTN

























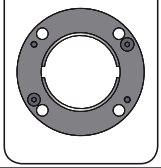

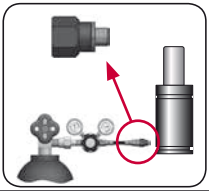

CODE		CT 3000 050	KIT XXXXXXX-S KIT XXXXXXX-C	A14-075	06 GA 11
ENG	ORDER	GAS SPRING	REPAIR KIT	FLANGE	CHARGING ADAPTER
DEU	BESTELLUNG	GASDRUCKFEDER	ERSATZTEILSATZ	FLANSCHE	LADEADAPTER
FRA	COMMANDE	RESSORT À GAZ	KIT DE RÉPARATION	BRIDE	RACCORD DE CHARGE
ITA	ORDINE	CILINDRO AD AZOTO	KIT DI MANUTENZIONE	FLANGE	ADATTATORE DI CARICO
ESP	PEDIDO	RESORTE DE GAS	KIT DE REPARACION	BRIDA	ADAPTADOR DE CARGA
POR	PEDIDO	CILINDRO DE GÁS	KIT DE MANUTENÇÃO	FLANGE	ADAPTADOR DE CARGA

CTC 3000

Low Profile

AZOL GAS

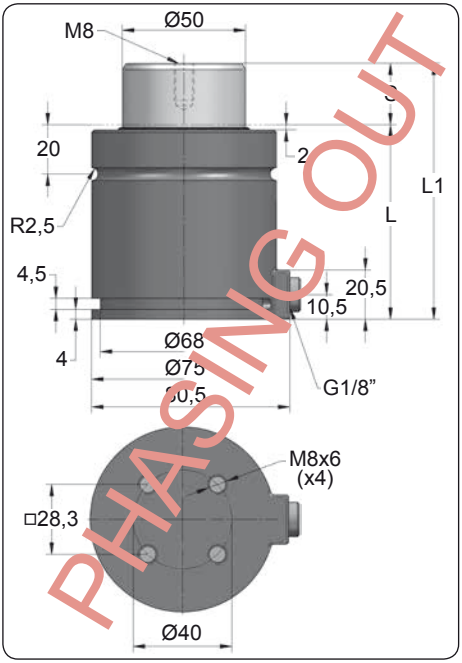

PHASING OUT

ORDER	S (mm)	L1 ±0,25 (mm)	L (mm)	Kg.
CTC 3000 012	12	78	66	2.11
CTC 3000 025	25	104	79	2.26
CTC 3000 038	38	130	92	2.34
CTC 3000 050	50	154	104	2.68
CTC 3000 063	63	180	117	2.90
CTC 3000 080	80	214	134	3.23
CTC 3000 100	100	254	154	3.79
CTC 3000 125	125	304	179	4.52
CTC 3000 160	160	374	214	5.23
CTC 3000 200	200	454	254	5.26

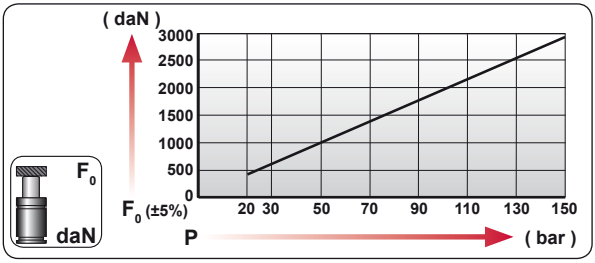

CODE	bar	psi	F0 daN	F1 daN
---------	---	---	---	---
CTC 3000 050	0	0	---	---

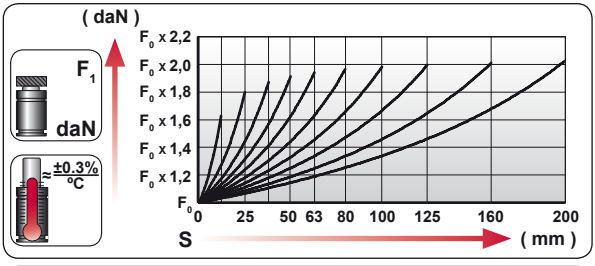

ENG	ORDER
DEU	BESTELLUNG
FRA	COMMANDE
ITA	ORDINE
ESP	PEDIDO
POR	PEDIDO

F0 daN — S mm

CTC 3000 50

CTC 3000 050

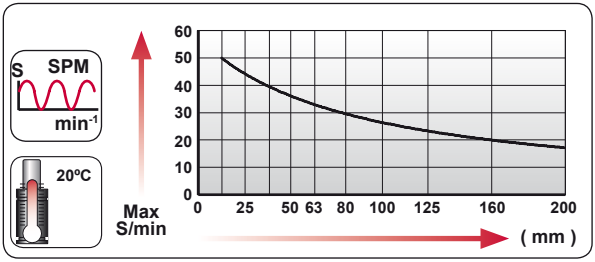



N_2	Smax < 90%	Vmax 1,6 m/s	bar psi 20 290	bar psi 150 2175	ºC ºF 0 32	ºC ºF 80 176	600 CP-

AZOL GAS

CTC 3000 MOUNTS

Low Profile

C55-075

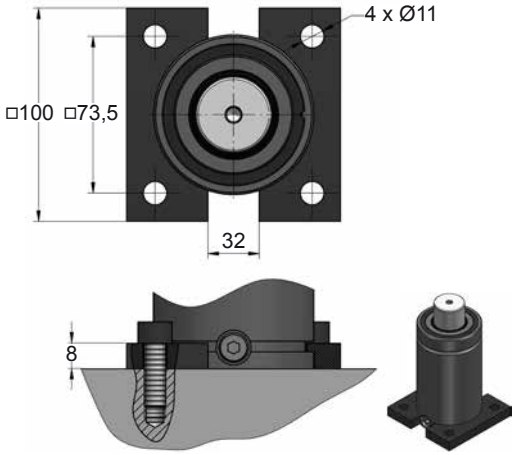







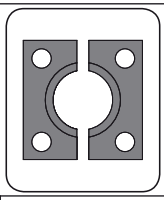

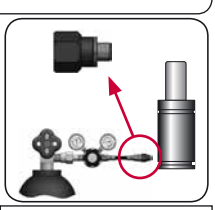

CODE		CTC 3000 050	KIT XXXXXXX-S KIT XXXXXXX-C	C55-075	SKK 12R 1/8
ENG	ORDER	GAS SPRING	REPAIR KIT	FLANGE	CHARGING ADAPTER
DEU	BESTELLUNG	GASDRUCKFEDER	ERSATZTEILSATZ	FLANSCHE	LADEADAPTER
FRA	COMMANDE	RESSORT À GAZ	KIT DE RÉPARATION	BRIDE	RACCORD DE CHARGE
ITA	ORDINE	CILINDRO AD AZOTO	KIT DI MANUTENZIONE	FLANGE	ADATTATORE DI CARICO
ESP	PEDIDO	RESORTE DE GAS	KIT DE REPARACION	BRIDA	ADAPTADOR DE CARGA
POR	PEDIDO	CILINDRO DE GÁS	KIT DE MANUTENÇÃO	FLANGE	ADAPTADOR DE CARGA

CTN 3000

Low Profile

AZOL GAS

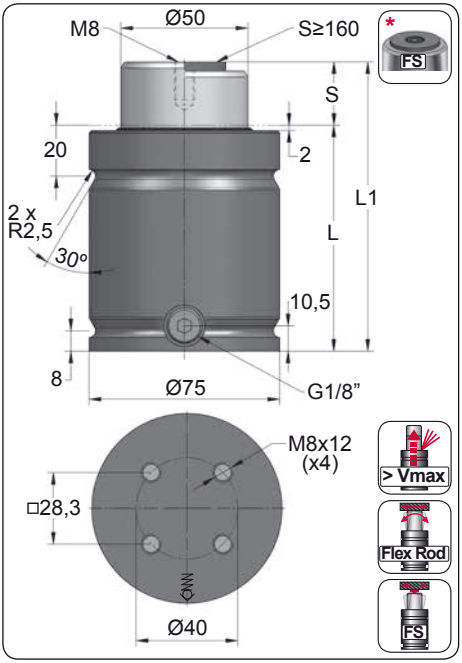

ORDER	S (mm)	L1 ±0,25 (mm)	L (mm)	Kg.
CTN 3000 012	12	88	76	2.08
CTN 3000 025	25	114	89	2.34
CTN 3000 038	38	140	102	2.60
CTN 3000 050	50	164	114	2.84
CTN 3000 063	63	190	127	3.11
CTN 3000 080	80	224	144	3.45
CTN 3000 100	100	264	164	3.85
CTN 3000 125	125	314	189	4.36
CTN 3000 160 *	160	384	224	5.07
CTN 3000 200 *	200	464	264	5.87

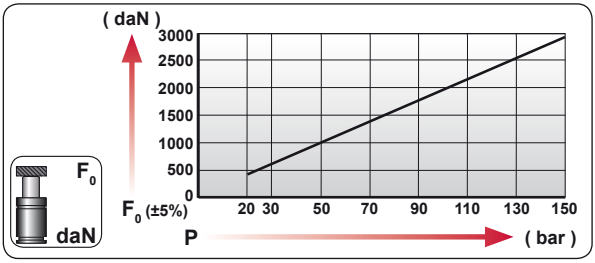

CODE	bar	psi	F0 daN	F1 daN
CTN 3000 050	150	2175	2945	5645
CTN-H 3000 050	0	0	---	---

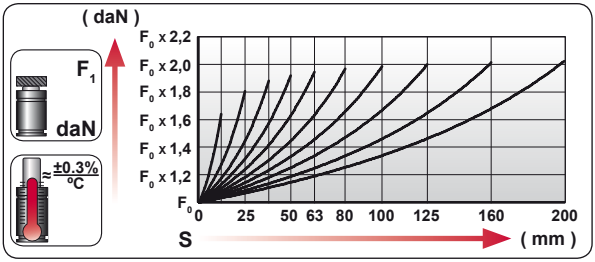

ENG	ORDER
DEU	BESTELLUNG
FRA	COMMANDE
ITA	ORDINE
ESP	PEDIDO
POR	PEDIDO

F0 daN — S mm

CTN 3000 50

CTN 3000 050

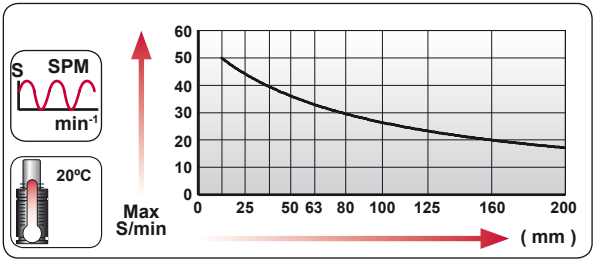



N_2	Smax < 90%	Vmax 1,6 m/s	bar psi 20 290	bar psi 150 2175	°C °F 0 32	°C °F 80 176	600 CP-

AZOL GAS

CTN 3000

Low Profile



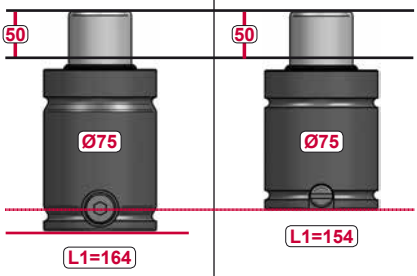

MODEL	CTN 3000	CT 3000

CT

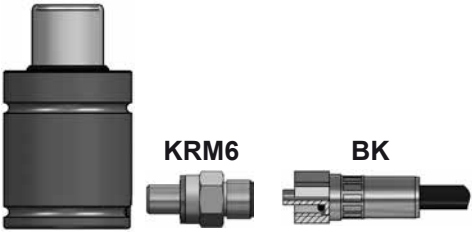

CTN

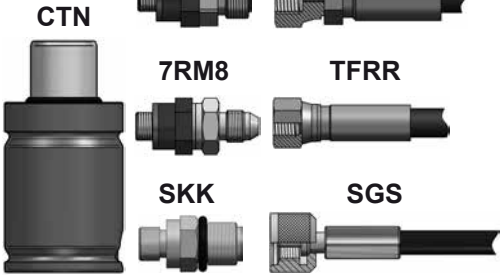







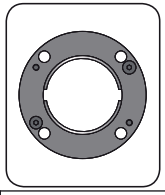

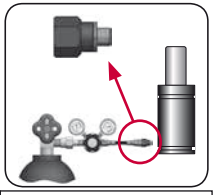

CODE		CTN 3000 050	KIT XXXXXXX-S KIT XXXXXXX-C	A14-075	18 GA 5
ENG	ORDER	GAS SPRING	REPAIR KIT	FLANGE	CHARGING ADAPTER
DEU	BESTELLUNG	GASDRUCKFEDER	ERSATZTEILSATZ	FLANSCHE	LADEADAPTER
FRA	COMMANDE	RESSORT À GAZ	KIT DE RÉPARATION	BRIDE	RACCORD DE CHARGE
ITA	ORDINE	CILINDRO AD AZOTO	KIT DI MANUTENZIONE	FLANGE	ADATTATORE DI CARICO
ESP	PEDIDO	RESORTE DE GAS	KIT DE REPARACION	BRIDA	ADAPTADOR DE CARGA
POR	PEDIDO	CILINDRO DE GÁS	KIT DE MANUTENÇÃO	FLANGE	ADAPTADOR DE CARGA

CT 3000 MOUNTS

Low Profile

AZOL GAS

A14-075

ISO E24.54.815.G EM24.54.700/F

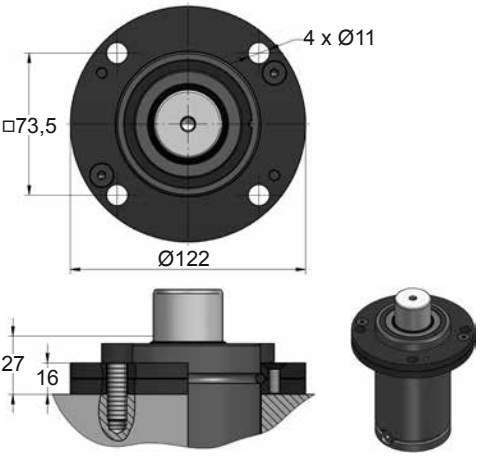

A34-075

ISO VDI

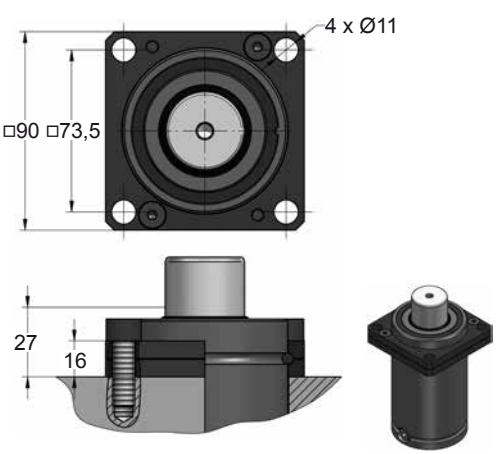

B36-075

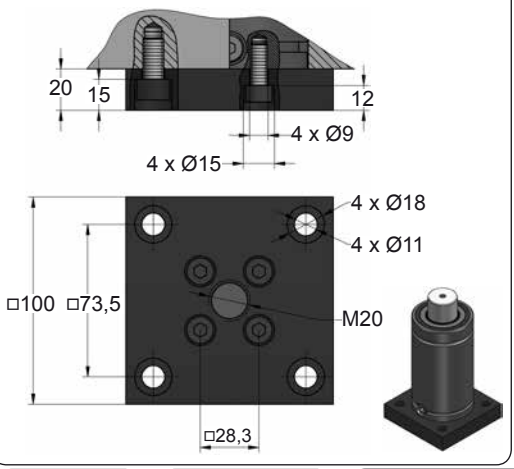

B41-075

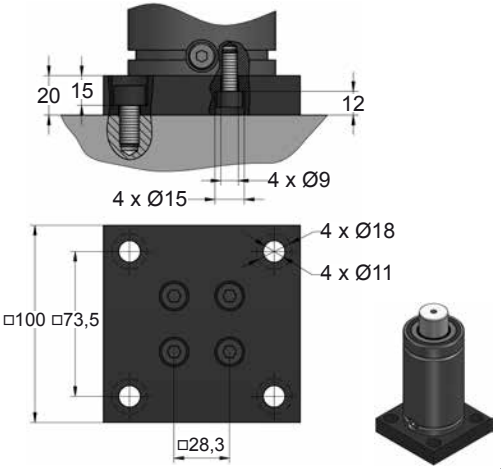







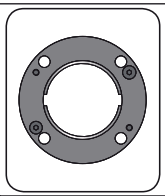

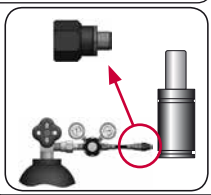

CODE		CT 3000 050	KIT XXXXXXX-S KIT XXXXXXX-C	A14-075	06 GA 11
ENG	ORDER	GAS SPRING	REPAIR KIT	FLANGE	CHARGING ADAPTER
DEU	BESTELLUNG	GASDRUCKFEDER	ERSATZTEILSATZ	FLANSCHE	LADEADAPTER
FRA	COMMANDE	RESSORT À GAZ	KIT DE RÉPARATION	BRIDE	RACCORD DE CHARGE
ITA	ORDINE	CILINDRO AD AZOTO	KIT DI MANUTENZIONE	FLANGE	ADATTATORE DI CARICO
ESP	PEDIDO	RESORTE DE GAS	KIT DE REPARACION	BRIDA	ADAPTADOR DE CARGA
POR	PEDIDO	CILINDRO DE GÁS	KIT DE MANUTENÇÃO	FLANGE	ADAPTADOR DE CARGA

AZOL GAS

CT 3000 MOUNTS

Low Profile

D02-075

ISO E24.54.815.G EM24.54.700/F

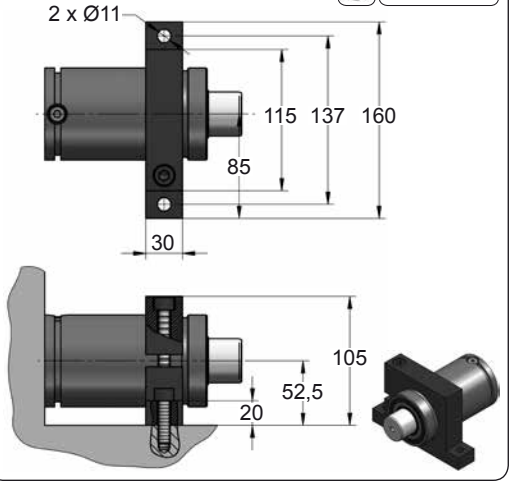

D67-075

VDI

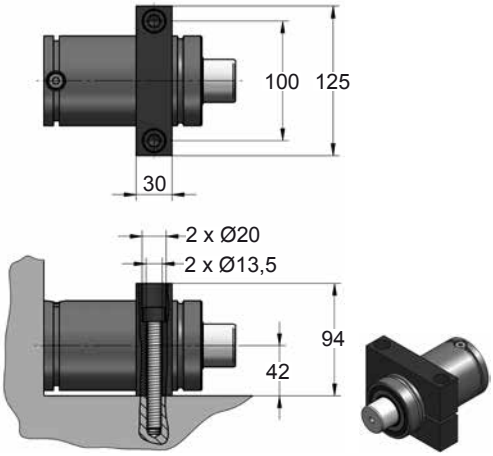







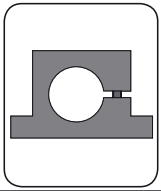

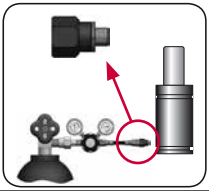

CODE		CT 3000 050	KIT XXXXXXX-S KIT XXXXXXX-C	D02-075	06 GA 11
ENG	ORDER	GAS SPRING	REPAIR KIT	FLANGE	CHARGING ADAPTER
DEU	BESTELLUNG	GASDRUCKFEDER	ERSATZTEILSATZ	FLANSCHE	LADEADAPTER
FRA	COMMANDE	RESSORT À GAZ	KIT DE RÉPARATION	BRIDE	RACCORD DE CHARGE
ITA	ORDINE	CILINDRO AD AZOTO	KIT DI MANUTENZIONE	FLANGE	ADATTATORE DI CARICO
ESP	PEDIDO	RESORTE DE GAS	KIT DE REPARACION	BRIDA	ADAPTADOR DE CARGA
POR	PEDIDO	CILINDRO DE GÁS	KIT DE MANUTENÇÃO	FLANGE	ADAPTADOR DE CARGA

CT 5000

Low Profile

AZOL GAS

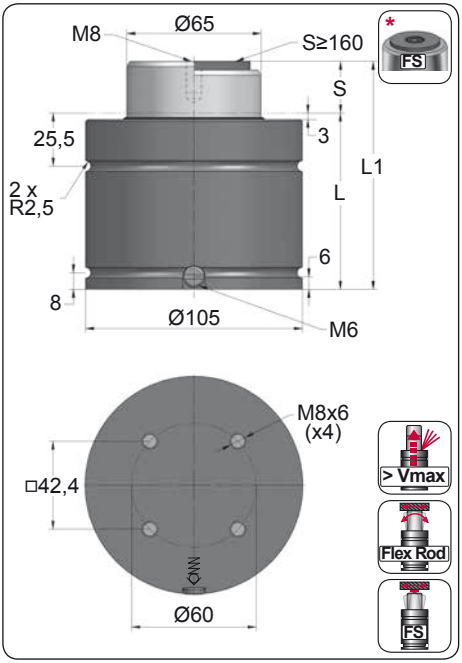

ORDER	S (mm)	L1 ±0,25 (mm)	L (mm)	Kg.
CT 5000 012	12	84	72	3.68
CT 5000 025	25	110	85	4.16
CT 5000 038	38	136	98	4.64
CT 5000 050	50	160	110	5.18
CT 5000 063	63	186	123	5.56
CT 5000 080	80	220	140	6.17
CT 5000 100	100	260	160	7.01
CT 5000 125	125	310	185	7.80
CT 5000 160 *	160	380	220	9.52
CT 5000 200 *	200	460	260	10.09

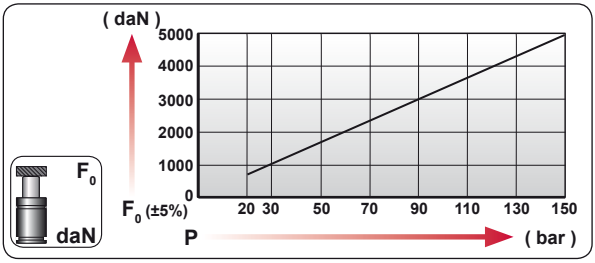

CODE	bar	psi	F_0 daN	F_1 daN
CT 5000 050	150	2175	4980	8750
CT-H 5000 050	0	0	---	---

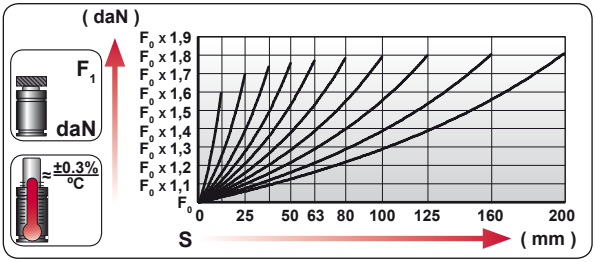

ENG	ORDER
DEU	BESTELLUNG
FRA	COMMANDE
ITA	ORDINE
ESP	PEDIDO
POR	PEDIDO

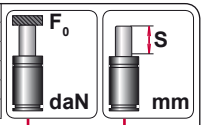

CT 5000 50

CT 5000 050

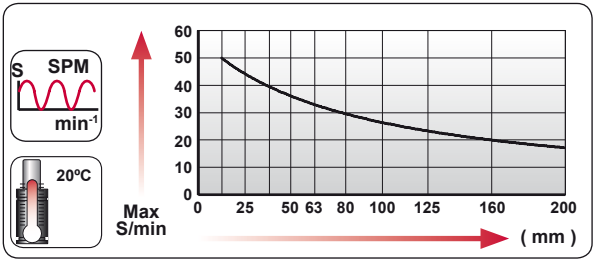



N_2	Smax < 90%	Vmax 1,6 m/s	bar psi 20 290	bar psi 150 2175	°C °F 0 32	°C °F 80 176	600 CP-

AZOL GAS

CT 5000

Low Profile

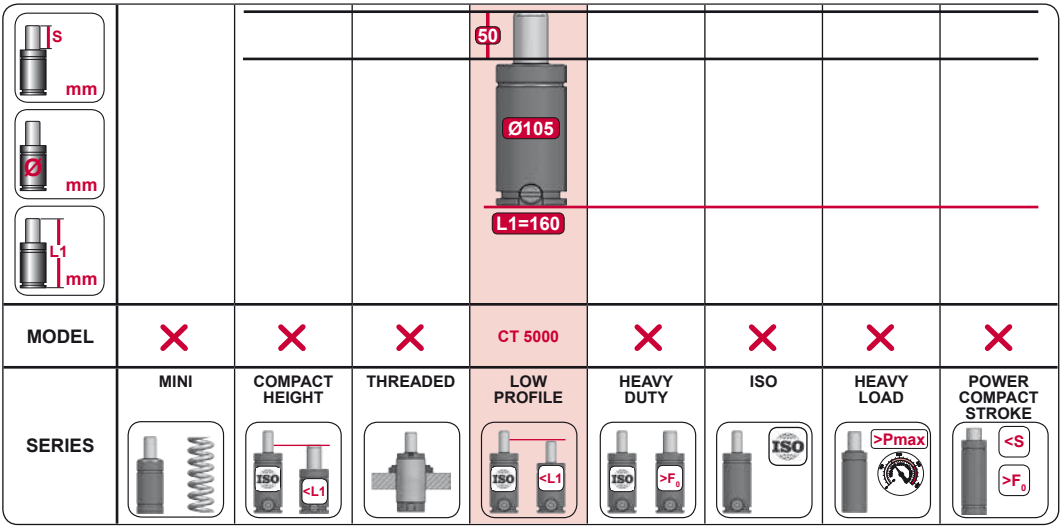

MODEL								
	✕	✕	✕	CT 5000	✕	✕	✕	✕
SERIES	MINI	COMPACT HEIGHT	THREADED	LOW PROFILE	HEAVY DUTY	ISO	HEAVY LOAD	POWER COMPACT STROKE

CT

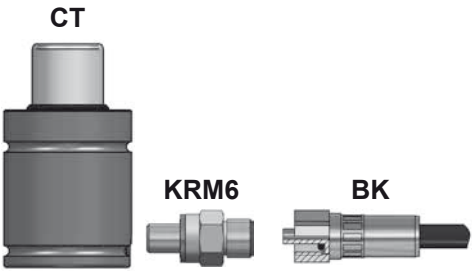

CTN

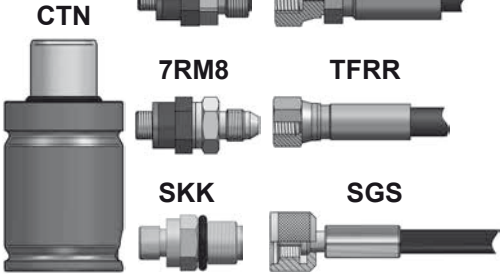







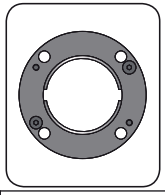

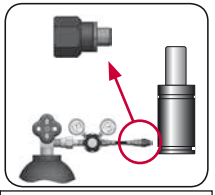

CODE		CT 5000 050	KIT XXXXXXX-S KIT XXXXXXX-C	A14-105	06 GA 11
ENG	ORDER	GAS SPRING	REPAIR KIT	FLANGE	CHARGING ADAPTER
DEU	BESTELLUNG	GASDRUCKFEDER	ERSATZTEILSATZ	FLANSCHE	LADEADAPTER
FRA	COMMANDE	RESSORT À GAZ	KIT DE RÉPARATION	BRIDE	RACCORD DE CHARGE
ITA	ORDINE	CILINDRO AD AZOTO	KIT DI MANUTENZIONE	FLANGE	ADATTATORE DI CARICO
ESP	PEDIDO	RESORTE DE GAS	KIT DE REPARACION	BRIDA	ADAPTADOR DE CARGA
POR	PEDIDO	CILINDRO DE GÁS	KIT DE MANUTENÇÃO	FLANGE	ADAPTADOR DE CARGA

CTC 5000

Low Profile

AZOL GAS

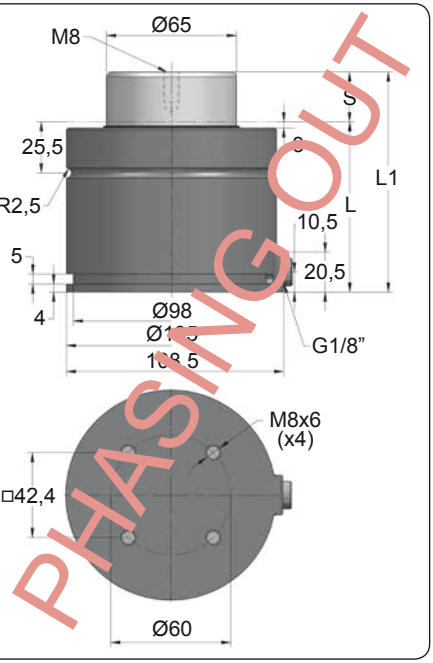

PHASING OUT

ORDER	S (mm)	L1 ±0,25 (mm)	L (mm)	Kg.
CTC 5000 012	12	84	72	3.87
CTC 5000 025	25	110	85	4.38
CTC 5000 038	38	136	98	4.88
CTC 5000 050	50	160	110	5.45
CTC 5000 063	63	186	123	5.85
CTC 5000 080	80	220	140	6.50
CTC 5000 100	100	260	160	7.38
CTC 5000 125	125	310	185	8.21
CTC 5000 160	160	380	220	10.02
CTC 5000 200	200	460	260	10.62

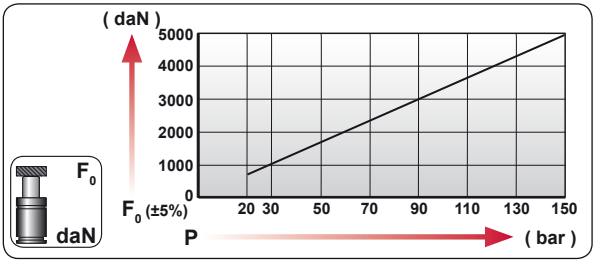

CODE		bar	psi	F0 daN	F1 daN
---------		---	---	---	---
CTC 5000 050		0	0	---	---

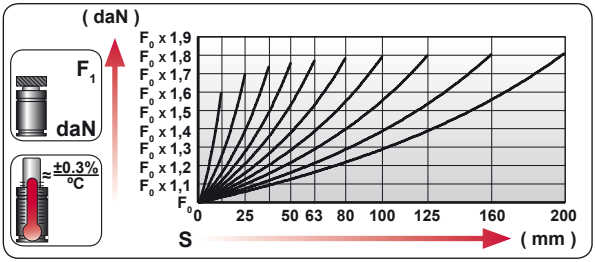

ENG	ORDER
DEU	BESTELLUNG
FRA	COMMANDE
ITA	ORDINE
ESP	PEDIDO
POR	PEDIDO

F0 daN — S mm

CTC 5000 50

CTC 5000 050

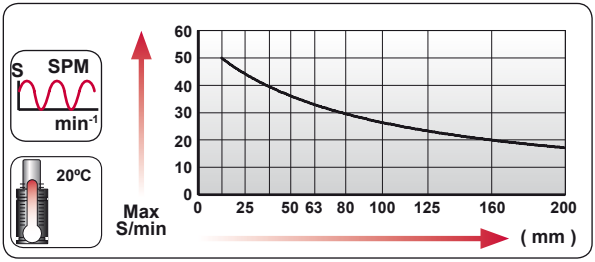



N_2	Smax < 90%	Vmax 1,6 m/s	bar psi 20 290	bar psi 150 2175	°C °F 0 32	°C °F 80 176	600 CP-

AZOL GAS

CTC 5000 MOUNTS

Low Profile

C55-105

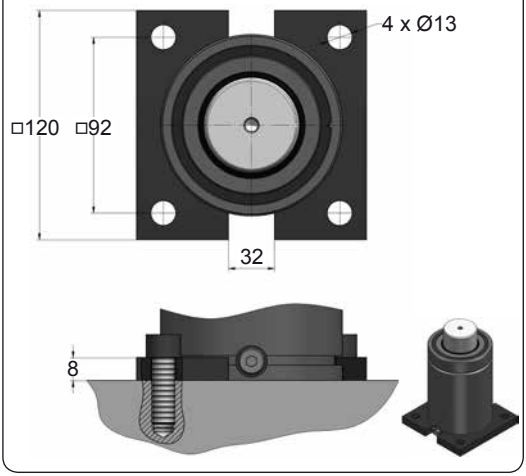







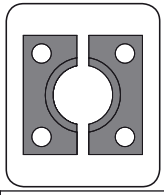

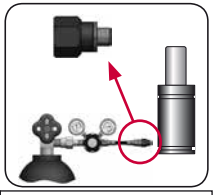

CODE		CTC 5000 050	KIT XXXXXXX-S KIT XXXXXXX-C	C55-105	SKK 12R 1/8
ENG	ORDER	GAS SPRING	REPAIR KIT	FLANGE	CHARGING ADAPTER
DEU	BESTELLUNG	GASDRUCKFEDER	ERSATZTEILSATZ	FLANSCHE	LADEADAPTER
FRA	COMMANDE	RESSORT À GAZ	KIT DE RÉPARATION	BRIDE	RACCORD DE CHARGE
ITA	ORDINE	CILINDRO AD AZOTO	KIT DI MANUTENZIONE	FLANGE	ADATTATORE DI CARICO
ESP	PEDIDO	RESORTE DE GAS	KIT DE REPARACION	BRIDA	ADAPTADOR DE CARGA
POR	PEDIDO	CILINDRO DE GÁS	KIT DE MANUTENÇÃO	FLANGE	ADAPTADOR DE CARGA

CTN 5000

Low Profile

AZOL GAS

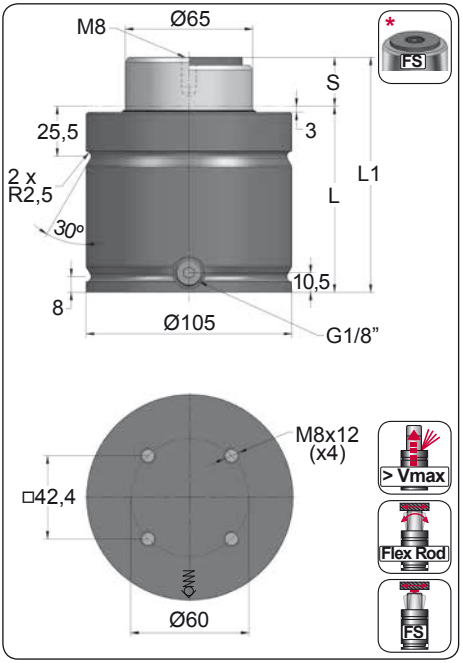

ORDER	S (mm)	L1 ±0,25 (mm)	L (mm)	Kg.
CTN 5000 012	12	94	82	4.38
CTN 5000 025	25	120	95	4.85
CTN 5000 038	38	146	108	5.33
CTN 5000 050	50	170	120	5.76
CTN 5000 063	63	196	133	6.24
CTN 5000 080	80	230	150	6.86
CTN 5000 100	100	270	170	7.59
CTN 5000 125	125	320	195	8.50
CTN 5000 160 *	160	390	230	9.78
CTN 5000 200 *	200	470	270	11.24

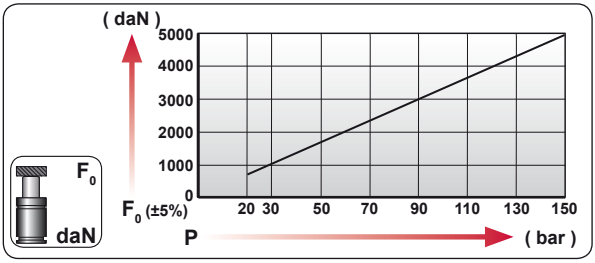

CODE	bar	psi	F0 daN	F1 daN
---------	---	---	---	---
CTN 5000 050	150	2175	4980	8750

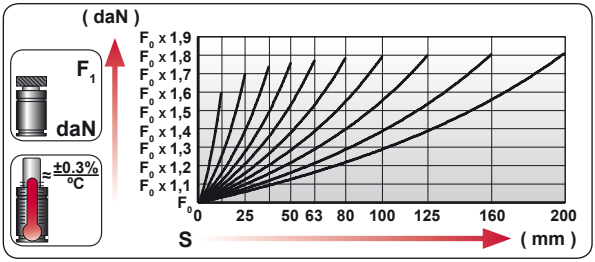

ENG	ORDER
DEU	BESTELLUNG
FRA	COMMANDE
ITA	ORDINE
ESP	PEDIDO
POR	PEDIDO

F0 daN — S mm

CTN 5000 50

CTN 5000 050

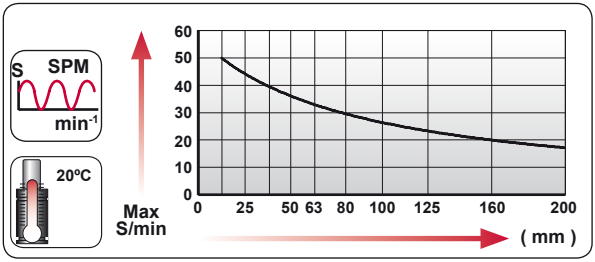



N_2	Smax < 90%	Vmax 1,6 m/s	bar psi 20 290	bar psi 150 2175	ºC ºF 0 32	ºC ºF 80 176	600 CP-

AZOL GAS

CTN 5000

Low Profile



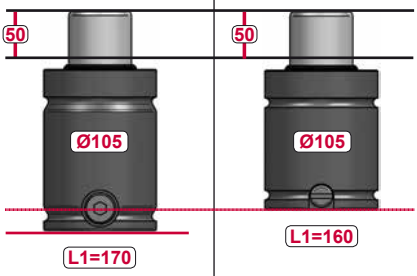

MODEL	CTN 5000	CT 5000

CT







CTN

























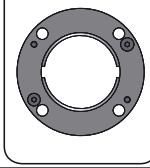

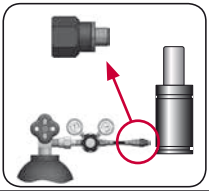

CODE		CTN 5000 050	KIT XXXXXXX-S KIT XXXXXXX-C	A14-105	18 GA 5
ENG	ORDER	GAS SPRING	REPAIR KIT	FLANGE	CHARGING ADAPTER
DEU	BESTELLUNG	GASDRUCKFEDER	ERSATZTEILSATZ	FLANSCHE	LADEADAPTER
FRA	COMMANDE	RESSORT À GAZ	KIT DE RÉPARATION	BRIDE	RACCORD DE CHARGE
ITA	ORDINE	CILINDRO AD AZOTO	KIT DI MANUTENZIONE	FLANGE	ADATTATORE DI CARICO
ESP	PEDIDO	RESORTE DE GAS	KIT DE REPARACION	BRIDA	ADAPTADOR DE CARGA
POR	PEDIDO	CILINDRO DE GÁS	KIT DE MANUTENÇÃO	FLANGE	ADAPTADOR DE CARGA

CT 5000 MOUNTS

Low Profile

AZOL GAS

A14-105

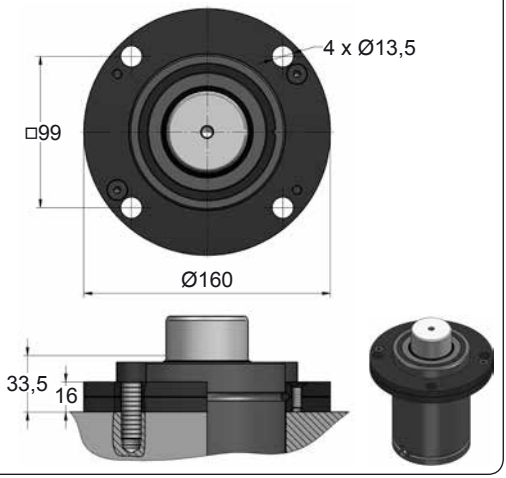

B36-105

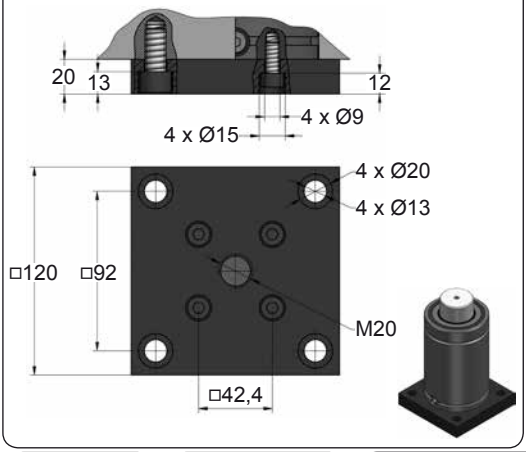

B41-105

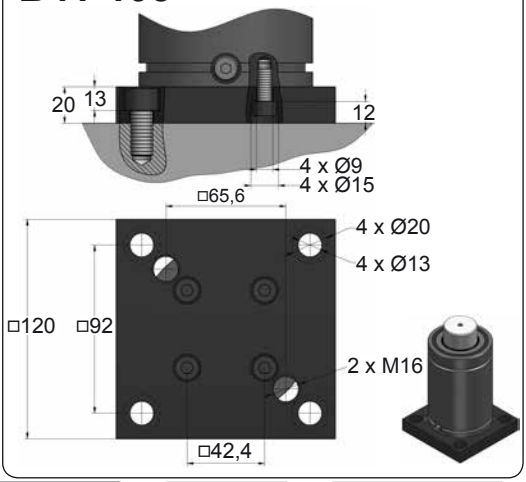







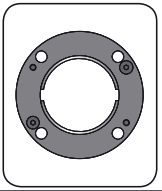

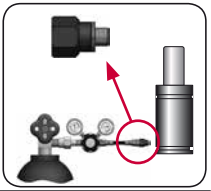

CODE		CT 5000 050	KIT XXXXXXX-S KIT XXXXXXX-C	A14-105	06 GA 11
ENG	ORDER	GAS SPRING	REPAIR KIT	FLANGE	CHARGING ADAPTER
DEU	BESTELLUNG	GASDRUCKFEDER	ERSATZTEILSATZ	FLANSCHE	LADEADAPTER
FRA	COMMANDE	RESSORT À GAZ	KIT DE RÉPARATION	BRIDE	RACCORD DE CHARGE
ITA	ORDINE	CILINDRO AD AZOTO	KIT DI MANUTENZIONE	FLANGE	ADATTATORE DI CARICO
ESP	PEDIDO	RESORTE DE GAS	KIT DE REPARACION	BRIDA	ADAPTADOR DE CARGA
POR	PEDIDO	CILINDRO DE GÁS	KIT DE MANUTENÇÃO	FLANGE	ADAPTADOR DE CARGA

AZOL GAS

CT 5000 MOUNTS

Low Profile







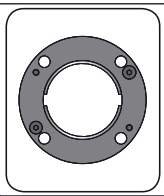

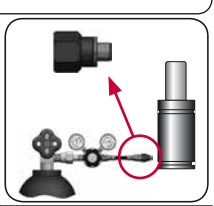

CODE		CT 5000 050	KIT XXXXXXX-S KIT XXXXXXX-C	A14-105	06 GA 11
ENG	ORDER	GAS SPRING	REPAIR KIT	FLANGE	CHARGING ADAPTER
DEU	BESTELLUNG	GASDRUCKFEDER	ERSATZTEILSATZ	FLANSCHE	LADEADAPTER
FRA	COMMANDE	RESSORT À GAZ	KIT DE RÉPARATION	BRIDE	RACCORD DE CHARGE
ITA	ORDINE	CILINDRO AD AZOTO	KIT DI MANUTENZIONE	FLANGE	ADATTATORE DI CARICO
ESP	PEDIDO	RESORTE DE GAS	KIT DE REPARACION	BRIDA	ADAPTADOR DE CARGA
POR	PEDIDO	CILINDRO DE GÁS	KIT DE MANUTENÇÃO	FLANGE	ADAPTADOR DE CARGA

AZOL GAS

CZ COMPACT HEIGHT LARGE

MODEL	F_0	Ø	S	L1	Pmax	Charge Port		
CZ 1000 V1	1000	Ø50	13 - 125	78 - 302	150	G1/8"	✓	✓
CZ 2400 V1	2400	Ø75	16 - 125	91 - 309	150	G1/8"	✓	✓
CZ 4200 V1	4200	Ø95	16 - 125	94 - 312	150	G1/8"	✓	✓
CZ 6600	6600	Ø120	16 - 125	104 - 322	150	G1/8"	✓	✓
CZ 9500	9500	Ø150	16 - 125	110 - 328	150	G1/8"	✓	✓

S mm	Ø mm	L1 mm								
			50	50	50	50	50	50	50	
			Ø50	Ø50	Ø50	Ø50	Ø50	Ø50	Ø50	
			L1=131 L1=138 L1=152	L1=138	L1=138 L1=150 L1=150	L1=170 L1=185 L1=195	L1=195	L1=165 L1=190	L1=220	
F_0 daN			1000 1000 1000	1000	1000 1000 750	750 1000 1000	750	1700 2000	1800	
MODEL	✕		CR 1000 CW 1000 CZ 1000	AS 1000	CT 1000 CK 1000 FD 750	GN 750 CM 1000 CD 1000	AG 750	CPH 1700 CP 2000	CS 1800	
SERIES	MINI		COMPACT HEIGHT	THREADED	LOW PROFILE	HEAVY DUTY	ISO	HEAVY LOAD	POWER COMPACT STROKE	

CZ 1000

Compact Height

AZOL GAS

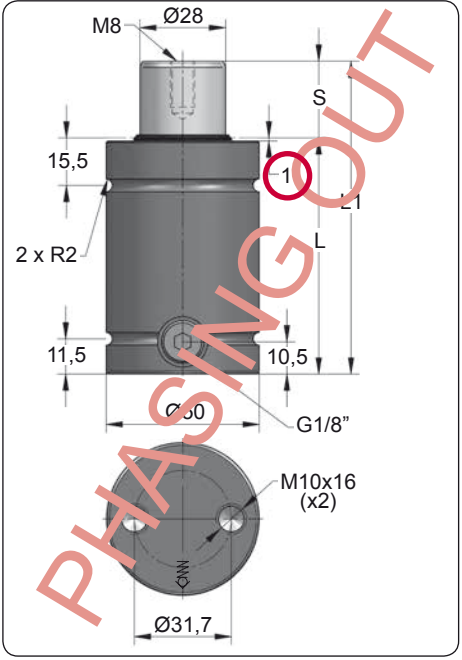

PHASING OUT

ORDER	S (mm)	L1 ±0,25 (mm)	L (mm)	Kg.
CZ 1000 013	13	78	65	0.81
CZ 1000 016	16	84	68	0.84
CZ 1000 019	19	90	71	0.86
CZ 1000 025	25	102	77	0.92
CZ 1000 032	32	116	84	0.99
CZ 1000 038	38	128	90	1.04
CZ 1000 050	50	152	102	1.16
CZ 1000 063	63	178	115	1.28
CZ 1000 075	75	202	127	1.40
CZ 1000 080	80	212	132	1.44
CZ 1000 100	100	252	152	1.63
CZ 1000 125	125	302	177	1.87

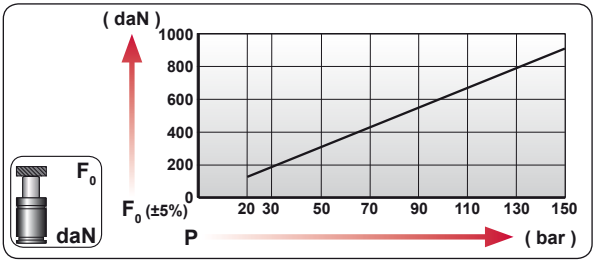

CODE	bar	psi	F0 daN	F1 daN
CZ 1000 050	150	2175	920	1630
CZ-H 1000 050	0	0	---	---

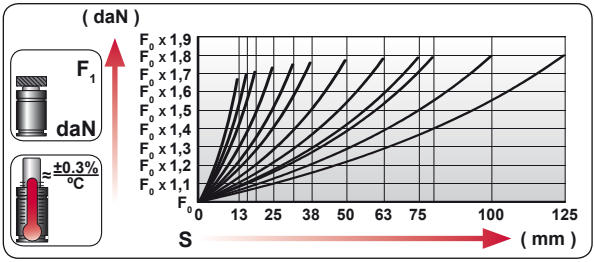

ENG	ORDER
DEU	BESTELLUNG
FRA	COMMANDE
ITA	ORDINE
ESP	PEDIDO
POR	PEDIDO

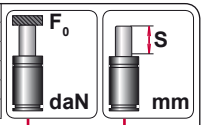

CZ 1000 50

CZ 1000 050

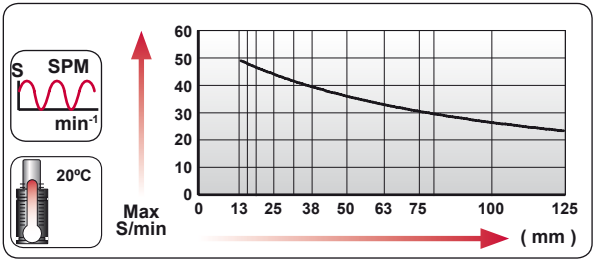



N_2	Smax < 90%	Vmax 1,6 m/s	bar psi 20 290	bar psi 150 2175	°C °F 0 32	°C °F 80 176	600 CP-

AZOL GAS

CZ 1000

Compact Height

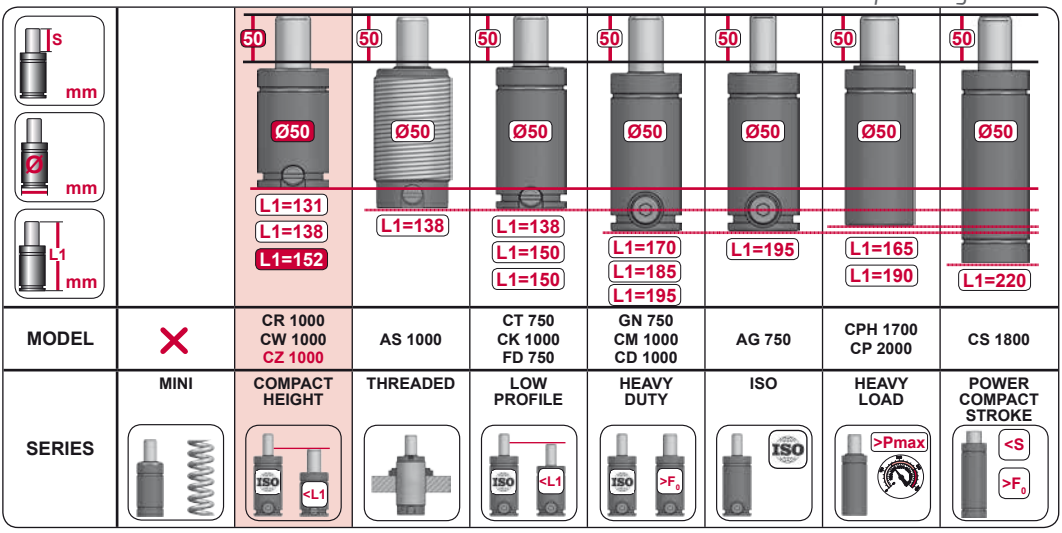

MODEL		CR 1000 CW 1000 CZ 1000	AS 1000	CT 750 CK 1000 FD 750	GN 750 CM 1000 CD 1000	AG 750	CPH 1700 CP 2000	CS 1800
SERIES	MINI	COMPACT HEIGHT	THREADED	LOW PROFILE	HEAVY DUTY	ISO	HEAVY LOAD	POWER COMPACT STROKE



CODE		CZ 1000 050	KIT XXXXXXX-S KIT XXXXXXX-C	A14-050	18 GA 5
ENG	ORDER	GAS SPRING	REPAIR KIT	FLANGE	CHARGING ADAPTER
DEU	BESTELLUNG	GASDRUCKFEDER	ERSATZTEILSATZ	FLANSCHE	LADEADAPTER
FRA	COMMANDE	RESSORT À GAZ	KIT DE RÉPARATION	BRIDE	RACCORD DE CHARGE
ITA	ORDINE	CILINDRO AD AZOTO	KIT DI MANUTENZIONE	FLANGE	ADATTATORE DI CARICO
ESP	PEDIDO	RESORTE DE GAS	KIT DE REPARACION	BRIDA	ADAPTADOR DE CARGA
POR	PEDIDO	CILINDRO DE GÁS	KIT DE MANUTENÇÃO	FLANGE	ADAPTADOR DE CARGA

CZ 1000 V1

Compact Height

		PSA E24.54.815.G
		TOYOTA SMS DKH 3221n

AZOL GAS

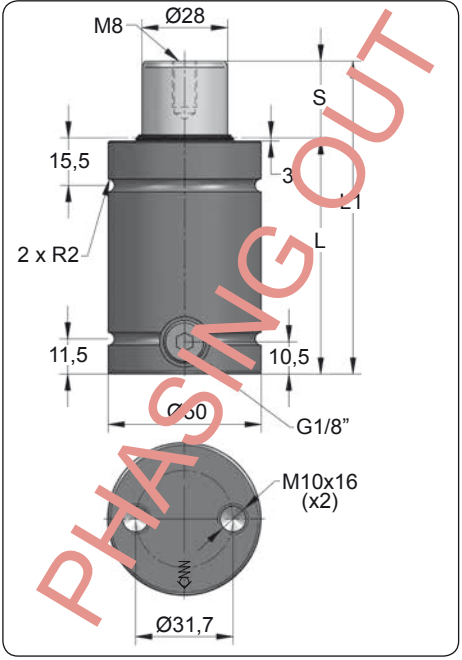

PHASING OUT

ORDER	S (mm)	L1 ±0,25 (mm)	L (mm)	Kg.
CZ 1000 013 V1	13	78	65	0.81
CZ 1000 016 V1	16	84	68	0.84
CZ 1000 019 V1	19	90	71	0.86
CZ 1000 025 V1	25	102	77	0.92
CZ 1000 032 V1	32	116	84	0.99
CZ 1000 038 V1	38	128	90	1.04
CZ 1000 050 V1	50	152	102	1.16
CZ 1000 063 V1	63	178	115	1.28
CZ 1000 075 V1	75	202	127	1.40
CZ 1000 080 V1	80	212	132	1.44
CZ 1000 100 V1	100	252	152	1.63
CZ 1000 125 V1	125	302	177	1.87

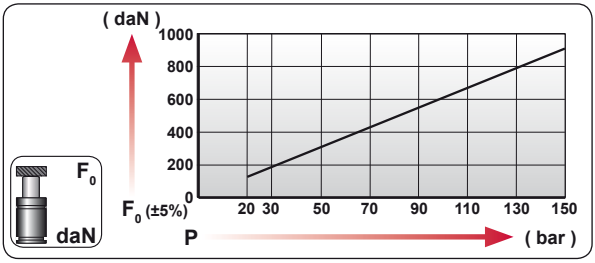

CODE	bar	psi	F0 daN	F1 daN
CZ 1000 050 V1	150	2175	920	1630
CZ-H 1000 050 V1	0	0	---	---

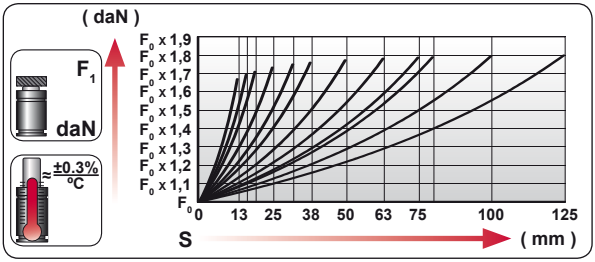

ENG	ORDER
DEU	BESTELLUNG
FRA	COMMANDE
ITA	ORDINE
ESP	PEDIDO
POR	PEDIDO

F0 daN — S mm

CZ 1000 50

CZ 1000 050 V1

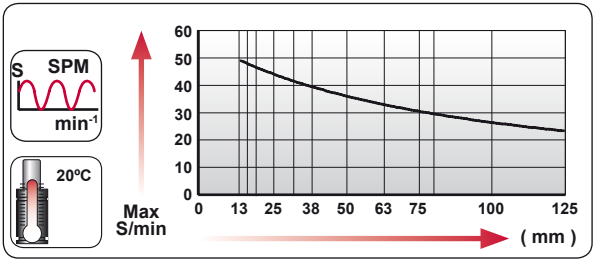



N_2	Smax < 90%	Vmax 1,6 m/s	bar psi 20 290	bar psi 150 2175	°C °F 0 32	°C °F 80 176	600 CP-

AZOL GAS

CZ 1000 V1

Compact Height

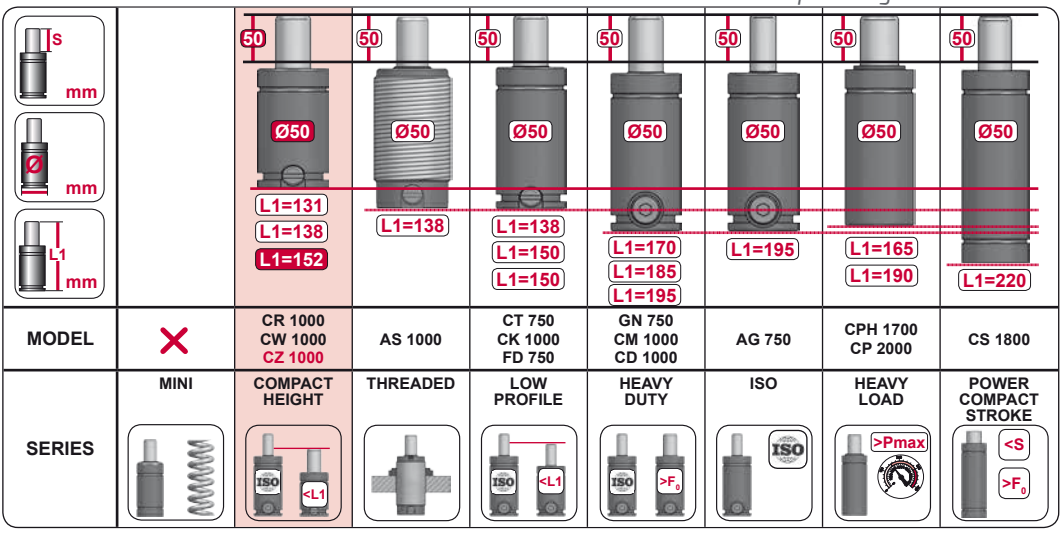

MODEL		CR 1000 CW 1000 CZ 1000	AS 1000	CT 750 CK 1000 FD 750	GN 750 CM 1000 CD 1000	AG 750	CPH 1700 CP 2000	CS 1800
SERIES	MINI	COMPACT HEIGHT	THREADED	LOW PROFILE	HEAVY DUTY	ISO	HEAVY LOAD	POWER COMPACT STROKE



CODE		CZ 1000 050 V1	KIT XXXXXXX-S KIT XXXXXXX-C	A14-050	18 GA 5
ENG	ORDER	GAS SPRING	REPAIR KIT	FLANGE	CHARGING ADAPTER
DEU	BESTELLUNG	GASDRUCKFEDER	ERSATZTEILSATZ	FLANSCHE	LADEADAPTER
FRA	COMMANDE	RESSORT À GAZ	KIT DE RÉPARATION	BRIDE	RACCORD DE CHARGE
ITA	ORDINE	CILINDRO AD AZOTO	KIT DI MANUTENZIONE	FLANGE	ADATTATORE DI CARICO
ESP	PEDIDO	RESORTE DE GAS	KIT DE REPARACION	BRIDA	ADAPTADOR DE CARGA
POR	PEDIDO	CILINDRO DE GÁS	KIT DE MANUTENÇÃO	FLANGE	ADAPTADOR DE CARGA

CZ 1000 V1 MOUNTS

Compact Height

AZOL GAS

A14-050

ISO · E24.54.815.G · EM24.54.700/F

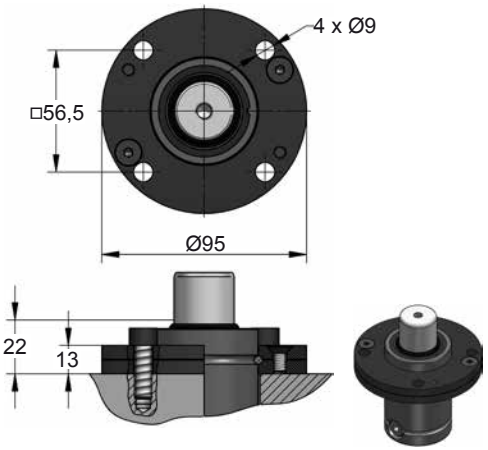

A34-050

ISO · VDI

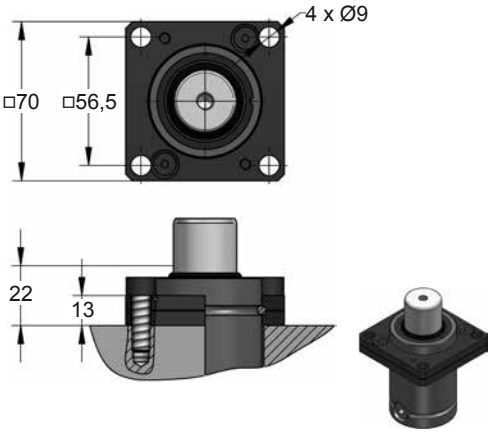

A94-050

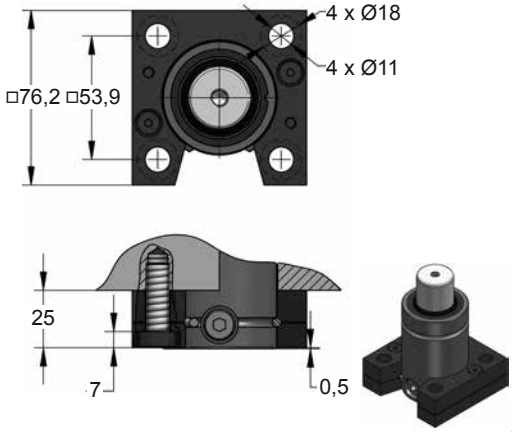

B56-050

SMS DKH 3221n

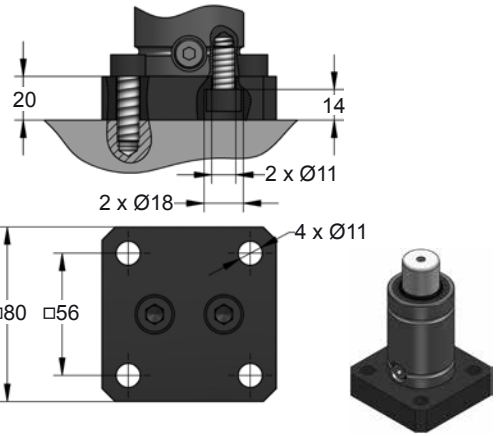







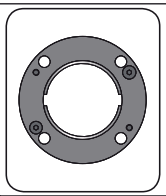

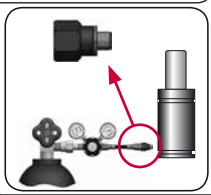

CODE		CZ 1000 050 V1	KIT XXXXXXX-S KIT XXXXXXX-C	A14-050	18 GA 5
ENG	ORDER	GAS SPRING	REPAIR KIT	FLANGE	CHARGING ADAPTER
DEU	BESTELLUNG	GASDRUCKFEDER	ERSATZTEILSATZ	FLANSCHE	LADEADAPTER
FRA	COMMANDE	RESSORT À GAZ	KIT DE RÉPARATION	BRIDE	RACCORD DE CHARGE
ITA	ORDINE	CILINDRO AD AZOTO	KIT DI MANUTENZIONE	FLANGE	ADATTATORE DI CARICO
ESP	PEDIDO	RESORTE DE GAS	KIT DE REPARACION	BRIDA	ADAPTADOR DE CARGA
POR	PEDIDO	CILINDRO DE GÁS	KIT DE MANUTENÇÃO	FLANGE	ADAPTADOR DE CARGA

AZOL GAS

CZ 1000 V1 MOUNTS

Compact Height

B61-050

SMS DKH 3221n

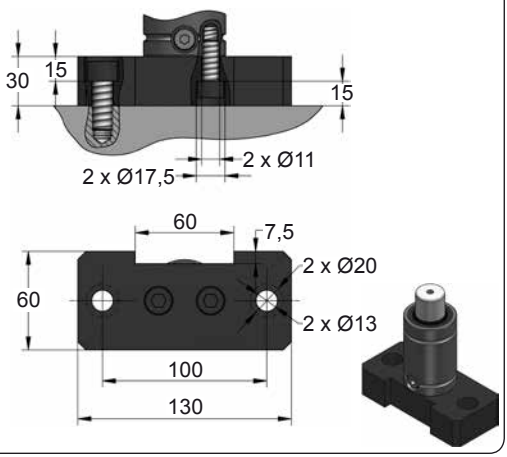

B71-050

SMS DKH 3221n

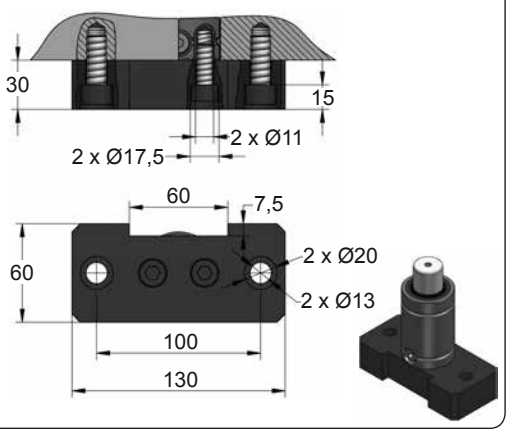

B91-050

E24.54.815.G

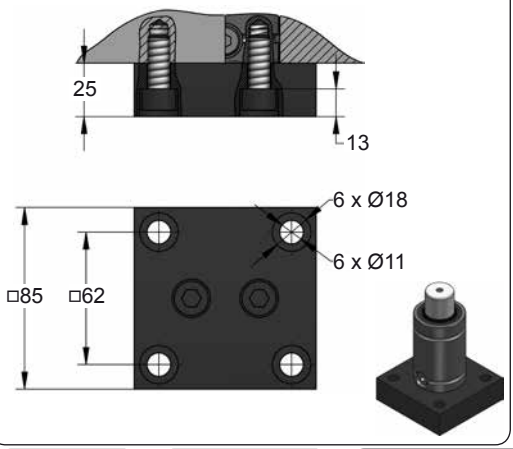

D47-050

SMS DKH 3221n

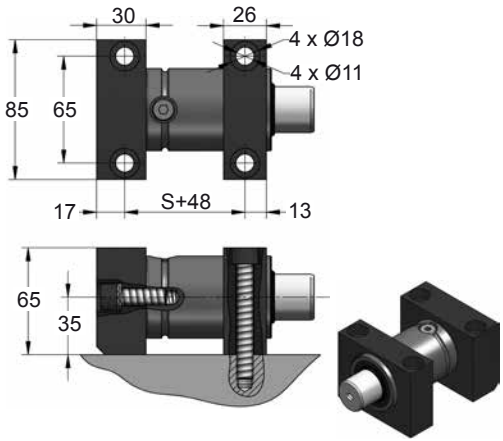







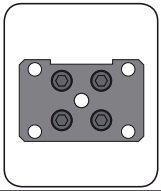

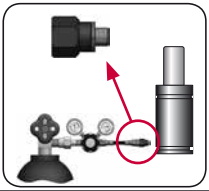

CODE		CZ 1000 050 V1	KIT XXXXXXX-S KIT XXXXXXX-C	B61-050	18 GA 5
ENG	ORDER	GAS SPRING	REPAIR KIT	FLANGE	CHARGING ADAPTER
DEU	BESTELLUNG	GASDRUCKFEDER	ERSATZTEILSATZ	FLANSCHE	LADEADAPTER
FRA	COMMANDE	RESSORT À GAZ	KIT DE RÉPARATION	BRIDE	RACCORD DE CHARGE
ITA	ORDINE	CILINDRO AD AZOTO	KIT DI MANUTENZIONE	FLANGE	ADATTATORE DI CARICO
ESP	PEDIDO	RESORTE DE GAS	KIT DE REPARACION	BRIDA	ADAPTADOR DE CARGA
POR	PEDIDO	CILINDRO DE GÁS	KIT DE MANUTENÇÃO	FLANGE	ADAPTADOR DE CARGA

CZ 2400

Compact Height

AZOL GAS

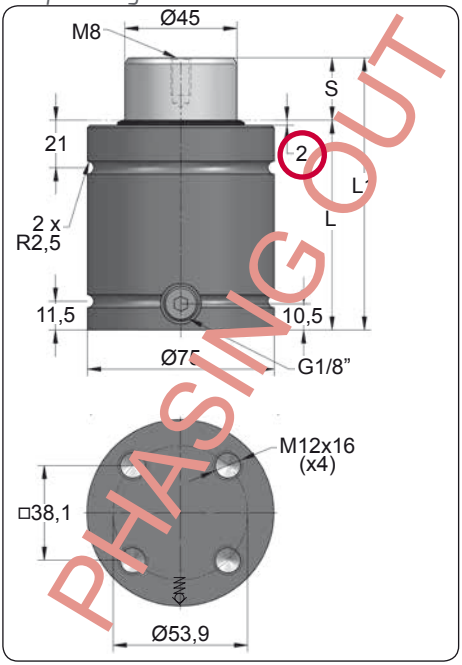

ORDER	S (mm)	L1 ±0,25 (mm)	L (mm)	Kg.
CZ 2400 016	16	91	75	2.01
CZ 2400 019	19	97	78	2.07
CZ 2400 025	25	109	84	2.19
CZ 2400 032	32	123	91	2.32
CZ 2400 038	38	135	97	2.44
CZ 2400 050	50	159	109	2.68
CZ 2400 063	63	185	122	2.94
CZ 2400 075	75	209	134	3.17
CZ 2400 080	80	219	139	3.27
CZ 2400 100	100	259	159	3.66
CZ 2400 125	125	309	184	4.16

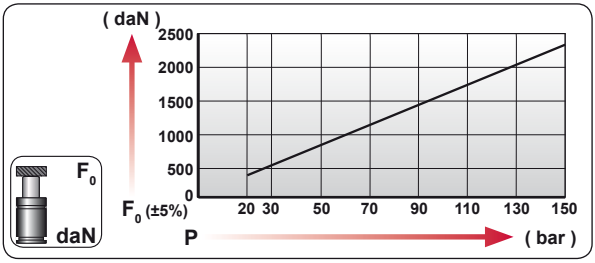

CODE	bar	psi	F0 daN	F1 daN
CZ 2400 050	150	2175	2385	4170
CZ-H 2400 050	0	0	---	---

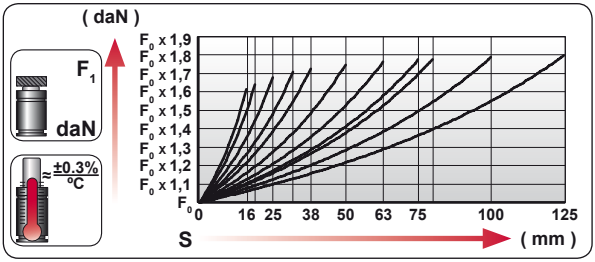

ENG	ORDER
DEU	BESTELLUNG
FRA	COMMANDE
ITA	ORDINE
ESP	PEDIDO
POR	PEDIDO

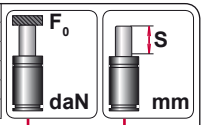

CZ 2400 50

CZ 2400 050

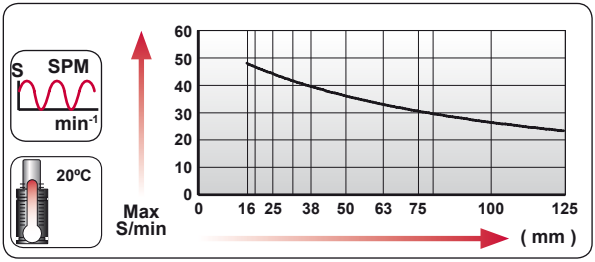

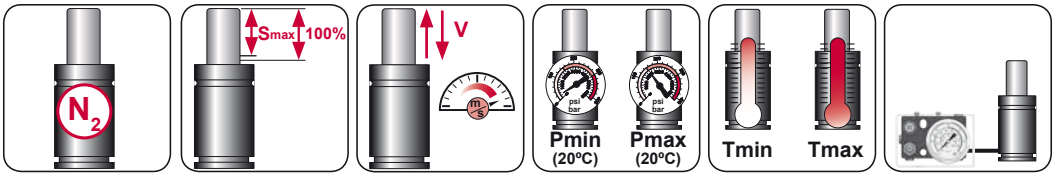

N_2	Smax < 90%	Vmax 1,6 m/s	bar psi 20 290	bar psi 150 2175	°C °F 0 32	°C °F 80 176	600 CP-

AZOL GAS

CZ 2400

Compact Height

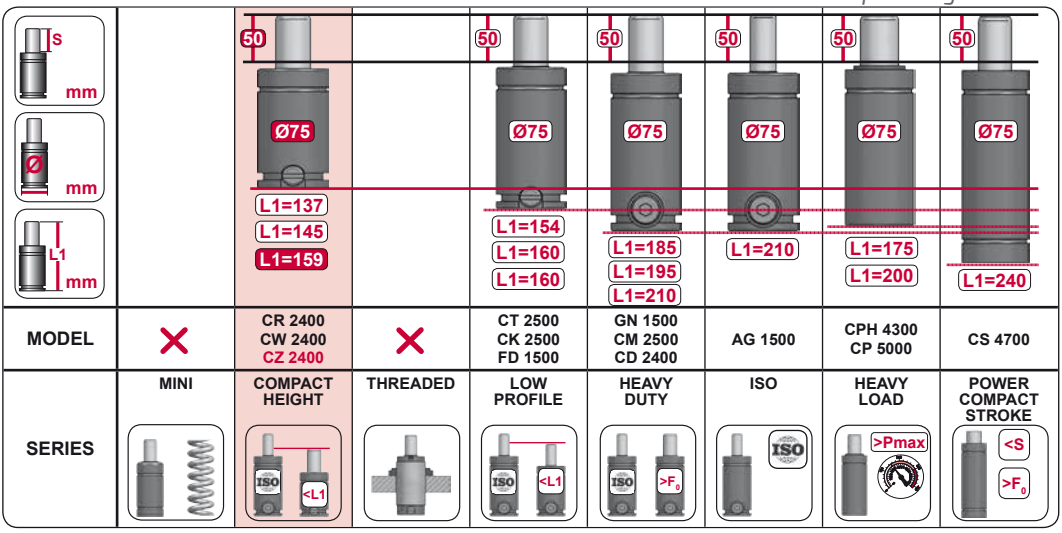

MODEL	✕	CR 2400 CW 2400 CZ 2400	✕	CT 2500 CK 2500 FD 1500	GN 1500 CM 2500 CD 2400	AG 1500	CPH 4300 CP 5000	CS 4700
SERIES	MINI	COMPACT HEIGHT	THREADED	LOW PROFILE	HEAVY DUTY	ISO	HEAVY LOAD	POWER COMPACT STROKE



CODE		CZ 2400 050	KIT XXXXXXX-S KIT XXXXXXX-C	A14-075	18 GA 5
ENG	ORDER	GAS SPRING	REPAIR KIT	FLANGE	CHARGING ADAPTER
DEU	BESTELLUNG	GASDRUCKFEDER	ERSATZTEILSATZ	FLANSCHE	LADEADAPTER
FRA	COMMANDE	RESSORT À GAZ	KIT DE RÉPARATION	BRIDE	RACCORD DE CHARGE
ITA	ORDINE	CILINDRO AD AZOTO	KIT DI MANUTENZIONE	FLANGE	ADATTATORE DI CARICO
ESP	PEDIDO	RESORTE DE GAS	KIT DE REPARACION	BRIDA	ADAPTADOR DE CARGA
POR	PEDIDO	CILINDRO DE GÁS	KIT DE MANUTENÇÃO	FLANGE	ADAPTADOR DE CARGA

CZ 2400 V1

Compact Height

		PSA E24.54.815.G
		TOYOTA SMS DKH 3221n

AZOL GAS

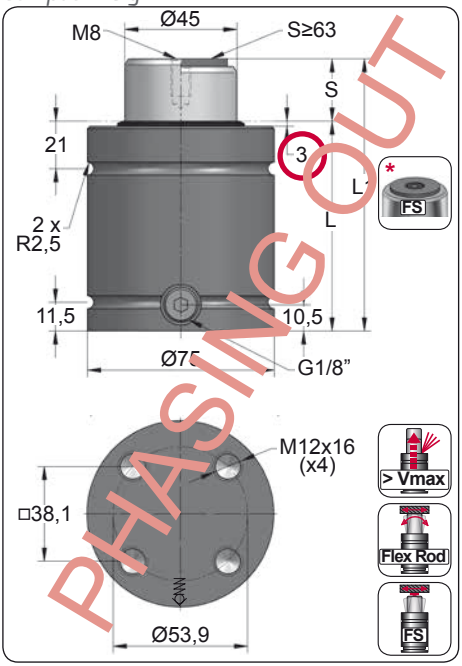

PHASING OUT

ORDER	S (mm)	L1 ±0,25 (mm)	L (mm)	Kg.
CZ 2400 016 V1	16	91	75	2.01
CZ 2400 019 V1	19	97	78	2.07
CZ 2400 025 V1	25	109	84	2.19
CZ 2400 032 V1	32	123	91	2.32
CZ 2400 038 V1	38	135	97	2.44
CZ 2400 050 V1	50	159	109	2.68
CZ 2400 063 V1 *	63	185	122	2.94
CZ 2400 075 V1 *	75	209	134	3.17
CZ 2400 080 V1 *	80	219	139	3.27
CZ 2400 100 V1 *	100	259	159	3.66
CZ 2400 125 V1 *	125	309	184	4.16

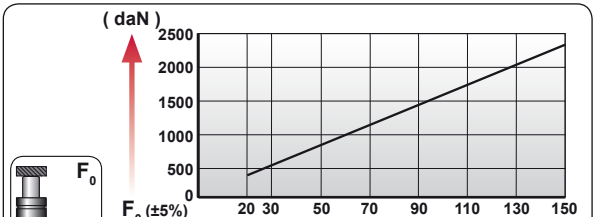

CODE	bar	psi	F0 daN	F1 daN
CZ 2400 050 V1	150	2175	2385	4170
CZ-H 2400 050 V1	0	0	---	---

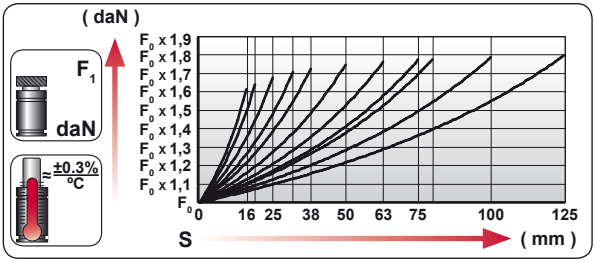

ENG	ORDER
DEU	BESTELLUNG
FRA	COMMANDE
ITA	ORDINE
ESP	PEDIDO
POR	PEDIDO

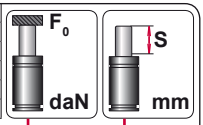

CZ 2400 50

CZ 2400 050 V1

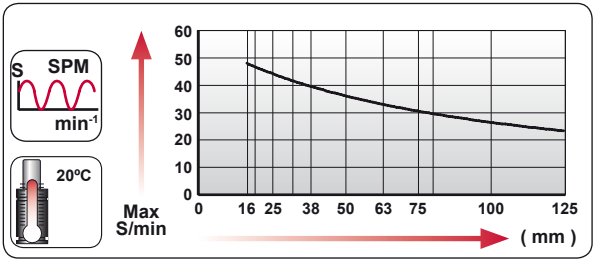



N_2	Smax < 90%	Vmax 1,6 m/s	bar psi 20 290	bar psi 150 2175	°C °F 0 32	°C °F 80 176	600 CP-

AZOL GAS

CZ 2400 V1

Compact Height

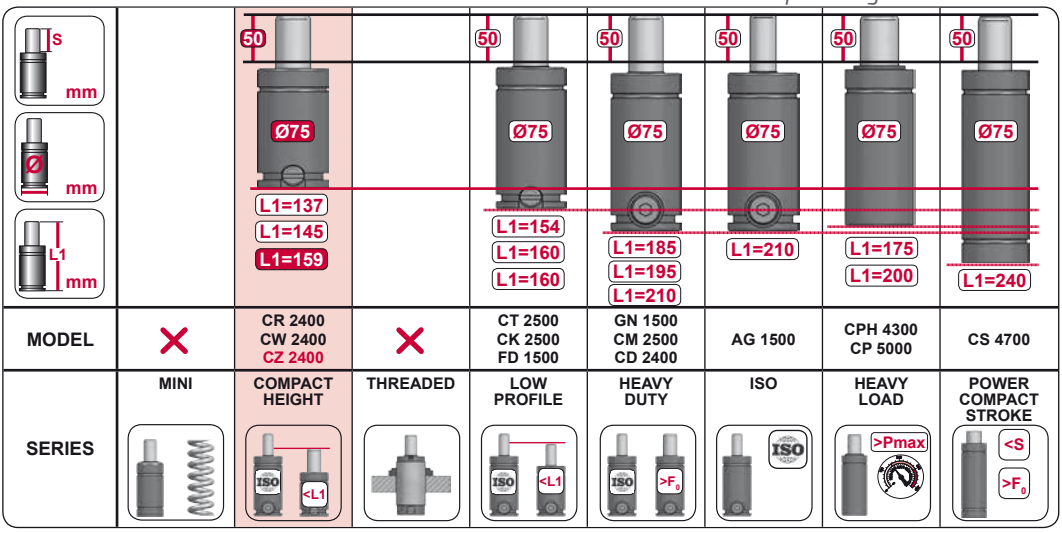

MODEL		CR 2400 CW 2400 CZ 2400		CT 2500 CK 2500 FD 1500	GN 1500 CM 2500 CD 2400	AG 1500	CPH 4300 CP 5000	CS 4700
SERIES	MINI	COMPACT HEIGHT	THREADED	LOW PROFILE	HEAVY DUTY	ISO	HEAVY LOAD	POWER COMPACT STROKE



CODE		CZ 2400 050 V1	KIT XXXXXXX-S KIT XXXXXXX-C	A14-075	18 GA 5
ENG	ORDER	GAS SPRING	REPAIR KIT	FLANGE	CHARGING ADAPTER
DEU	BESTELLUNG	GASDRUCKFEDER	ERSATZTEILSATZ	FLANSCHE	LADEADAPTER
FRA	COMMANDE	RESSORT À GAZ	KIT DE RÉPARATION	BRIDE	RACCORD DE CHARGE
ITA	ORDINE	CILINDRO AD AZOTO	KIT DI MANUTENZIONE	FLANGE	ADATTATORE DI CARICO
ESP	PEDIDO	RESORTE DE GAS	KIT DE REPARACION	BRIDA	ADAPTADOR DE CARGA
POR	PEDIDO	CILINDRO DE GÁS	KIT DE MANUTENÇÃO	FLANGE	ADAPTADOR DE CARGA

CZ 2400 V1 MOUNTS

Compact Height

AZOL GAS

A14-075

E24.54.815.G
EM24.54.700/F

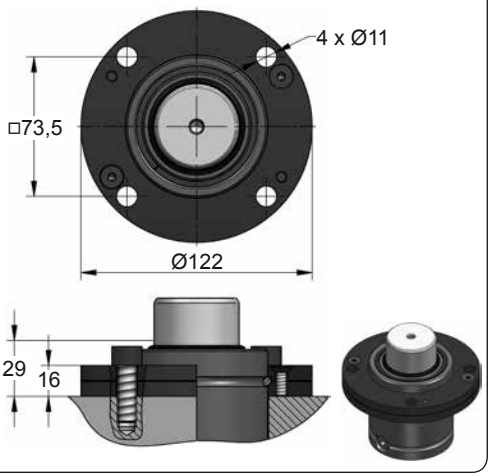

A94-075

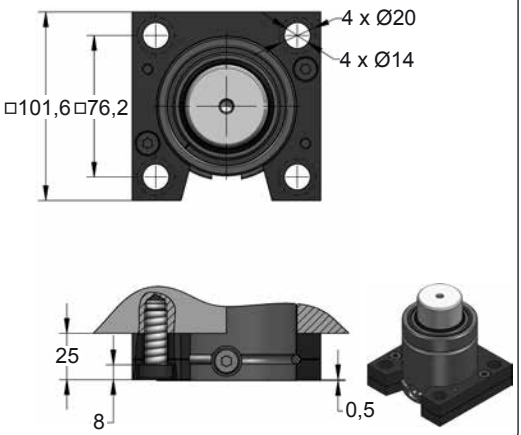

B56-075

SMS DKH 3221n

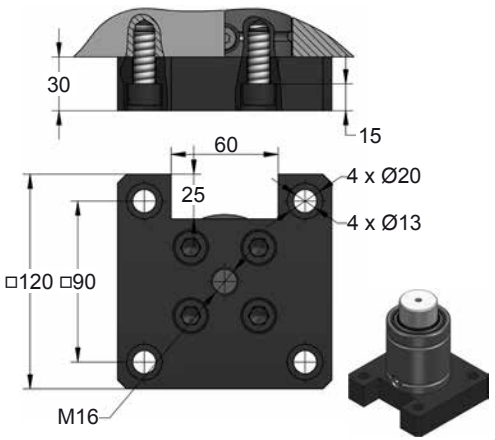

B61-075

SMS DKH 3221n

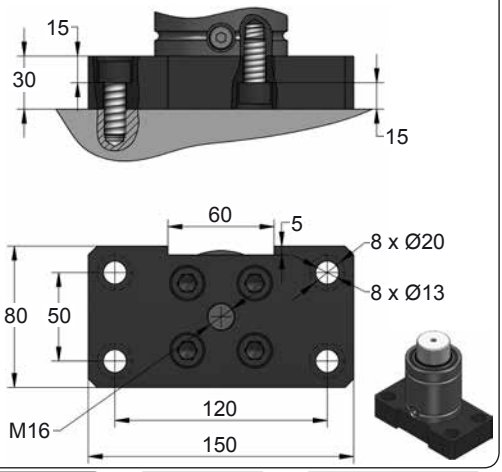







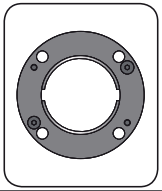

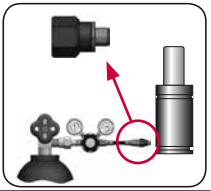

CODE		CZ 2400 050 V1	KIT XXXXXXX-S KIT XXXXXXX-C	A14-075	18 GA 5
ENG	ORDER	GAS SPRING	REPAIR KIT	FLANGE	CHARGING ADAPTER
DEU	BESTELLUNG	GASDRUCKFEDER	ERSATZTEILSATZ	FLANSCHE	LADEADAPTER
FRA	COMMANDE	RESSORT À GAZ	KIT DE RÉPARATION	BRIDE	RACCORD DE CHARGE
ITA	ORDINE	CILINDRO AD AZOTO	KIT DI MANUTENZIONE	FLANGE	ADATTATORE DI CARICO
ESP	PEDIDO	RESORTE DE GAS	KIT DE REPARACION	BRIDA	ADAPTADOR DE CARGA
POR	PEDIDO	CILINDRO DE GÁS	KIT DE MANUTENÇÃO	FLANGE	ADAPTADOR DE CARGA

AZOL GAS

CZ 2400 V1 MOUNTS

Compact Height

B66-075

SMS DKH 3221n

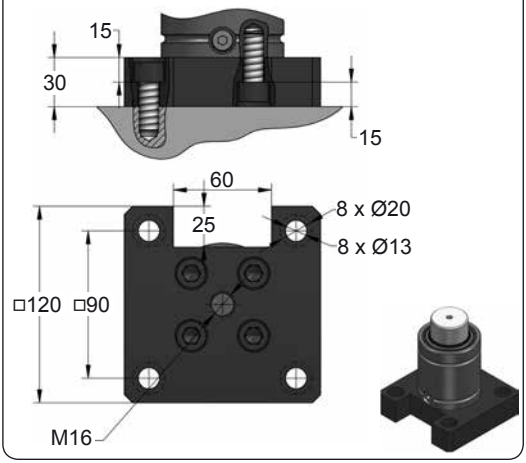

B71-075

SMS DKH 3221n

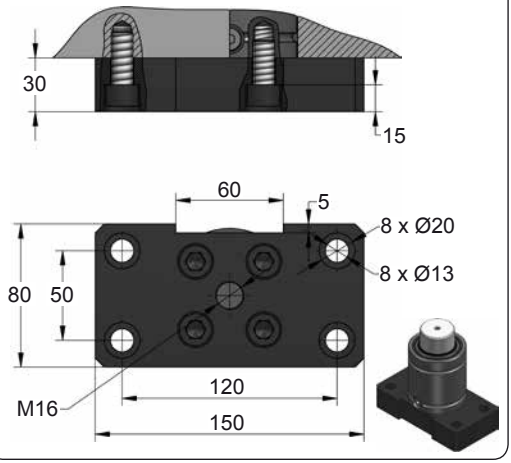

B91-075

E24.54.815.G

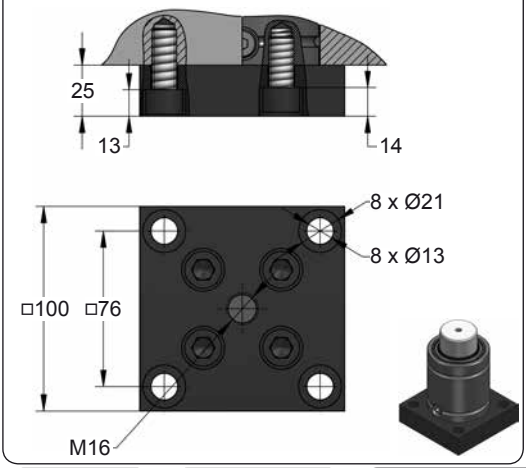

D47-075

SMS DKH 3221n

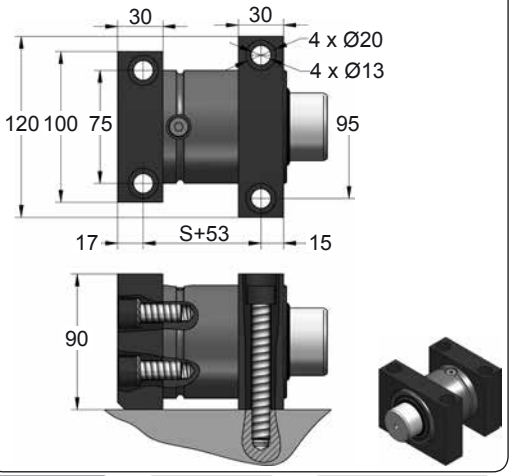







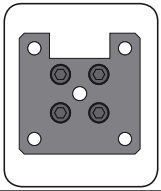

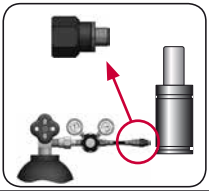

CODE		CZ 2400 050 V1	KIT XXXXXXX-S KIT XXXXXXX-C	B66-075	18 GA 5
ENG	ORDER	GAS SPRING	REPAIR KIT	FLANGE	CHARGING ADAPTER
DEU	BESTELLUNG	GASDRUCKFEDER	ERSATZTEILSATZ	FLANSCHE	LADEADAPTER
FRA	COMMANDE	RESSORT À GAZ	KIT DE RÉPARATION	BRIDE	RACCORD DE CHARGE
ITA	ORDINE	CILINDRO AD AZOTO	KIT DI MANUTENZIONE	FLANGE	ADATTATORE DI CARICO
ESP	PEDIDO	RESORTE DE GAS	KIT DE REPARACION	BRIDA	ADAPTADOR DE CARGA
POR	PEDIDO	CILINDRO DE GÁS	KIT DE MANUTENÇÃO	FLANGE	ADAPTADOR DE CARGA

CZ 4200

Compact Height

AZOL GAS

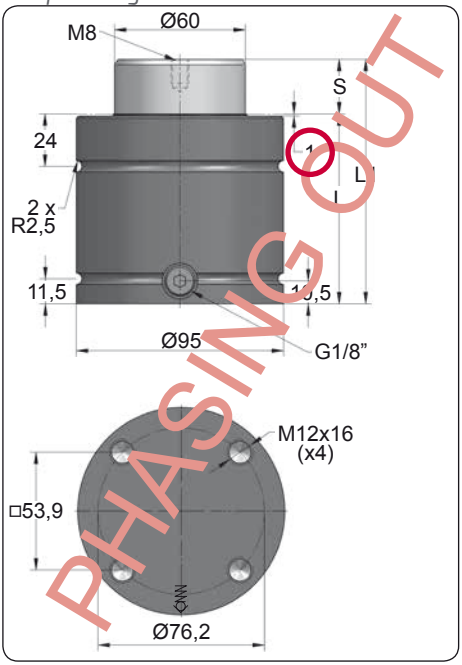

PHASING OUT

ORDER	S (mm)	L1 ±0,25 (mm)	L (mm)	Kg.
CZ 4200 016	16	94	78	3.60
CZ 4200 019	19	100	81	3.70
CZ 4200 025	25	112	87	3.91
CZ 4200 032	32	126	94	4.15
CZ 4200 038	38	138	100	4.36
CZ 4200 050	50	162	112	4.77
CZ 4200 063	63	188	125	5.22
CZ 4200 075	75	212	137	5.63
CZ 4200 080	80	222	142	5.81
CZ 4200 100	100	262	162	6.50
CZ 4200 125	125	312	187	7.36

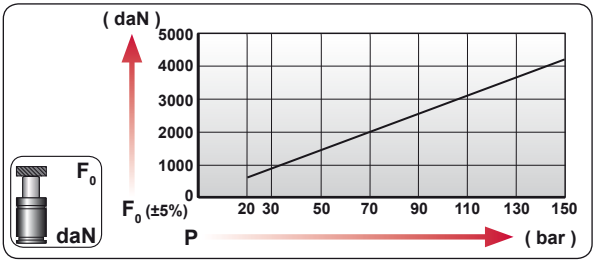

CODE	bar	psi	F0 daN	F1 daN
CZ 4200 050	150	2175	4240	8261
CZ-H 4200 050	0	0	---	---

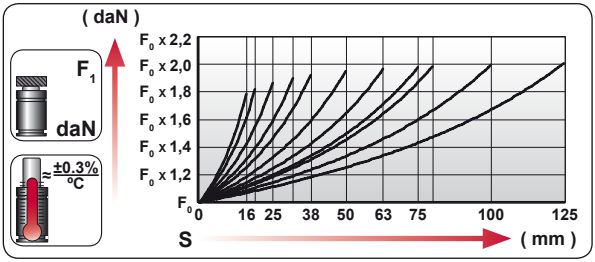

ENG	ORDER
DEU	BESTELLUNG
FRA	COMMANDE
ITA	ORDINE
ESP	PEDIDO
POR	PEDIDO

F0 daN — S mm

CZ 4200 50

CZ 4200 050

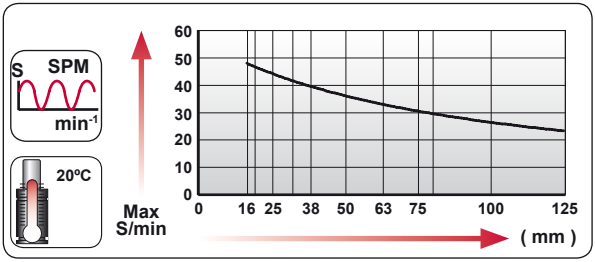



N2	Smax < 90%	Vmax 1,6 m/s	bar psi 20 290	bar psi 150 2175	°C °F 0 32	°C °F 80 176	600 CP-

AZOL GAS

CZ 4200
Compact Height

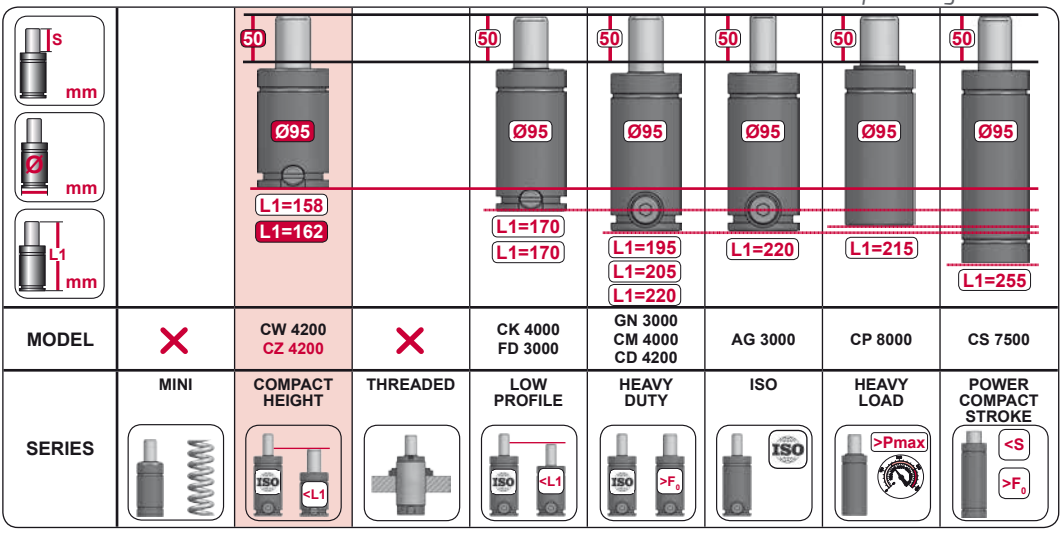

MODEL	×	CW 4200 CZ 4200	×	CK 4000 FD 3000	GN 3000 CM 4000 CD 4200	AG 3000	CP 8000	CS 7500
SERIES	MINI	COMPACT HEIGHT	THREADED	LOW PROFILE	HEAVY DUTY	ISO	HEAVY LOAD	POWER COMPACT STROKE



CODE		CZ 4200 050	KIT XXXXXXX-S KIT XXXXXXX-C	A14-095	18 GA 5
ENG	ORDER	GAS SPRING	REPAIR KIT	FLANGE	CHARGING ADAPTER
DEU	BESTELLUNG	GASDRUCKFEDER	ERSATZTEILSATZ	FLANSCHE	LADEADAPTER
FRA	COMMANDE	RESSORT À GAZ	KIT DE RÉPARATION	BRIDE	RACCORD DE CHARGE
ITA	ORDINE	CILINDRO AD AZOTO	KIT DI MANUTENZIONE	FLANGE	ADATTATORE DI CARICO
ESP	PEDIDO	RESORTE DE GAS	KIT DE REPARACION	BRIDA	ADAPTADOR DE CARGA
POR	PEDIDO	CILINDRO DE GÁS	KIT DE MANUTENÇÃO	FLANGE	ADAPTADOR DE CARGA

CZ 4200 V1

Compact Height

		PSA E24.54.815.G
		TOYOTA SMS DKH 3221n

AZOL GAS

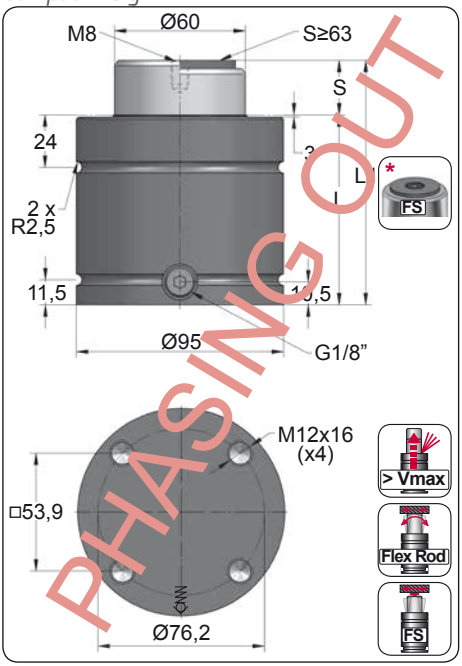

PHASING OUT

ORDER	S (mm)	L1 ±0,25 (mm)	L (mm)	Kg.
CZ 4200 016 V1	16	94	78	3.60
CZ 4200 019 V1	19	100	81	3.70
CZ 4200 025 V1	25	112	87	3.91
CZ 4200 032 V1	32	126	94	4.15
CZ 4200 038 V1	38	138	100	4.36
CZ 4200 050 V1	50	162	112	4.77
CZ 4200 063 V1 *	63	188	125	5.22
CZ 4200 075 V1 *	75	212	137	5.63
CZ 4200 080 V1 *	80	222	142	5.81
CZ 4200 100 V1 *	100	262	162	6.50
CZ 4200 125 V1 *	125	312	187	7.36

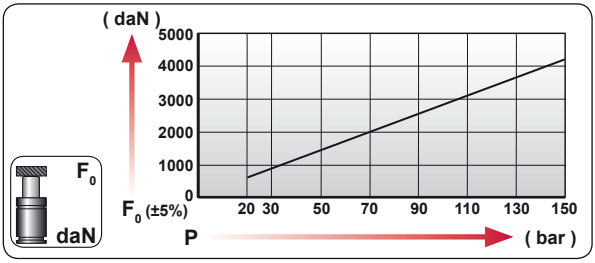

CODE	bar	psi	F_0 daN	F_1 daN
CZ 4200 050 V1	150	2175	4240	8261
CZ-H 4200 050 V1	0	0	---	---

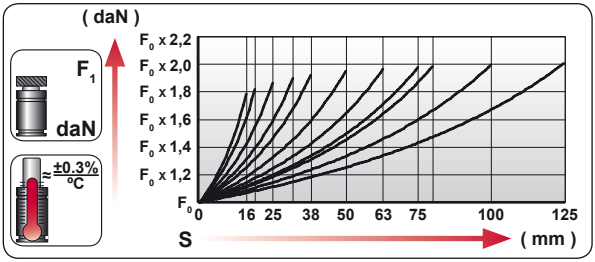

ENG	ORDER
DEU	BESTELLUNG
FRA	COMMANDE
ITA	ORDINE
ESP	PEDIDO
POR	PEDIDO

F_0 daN — S mm

CZ 4200 50

CZ 4200 050 V1

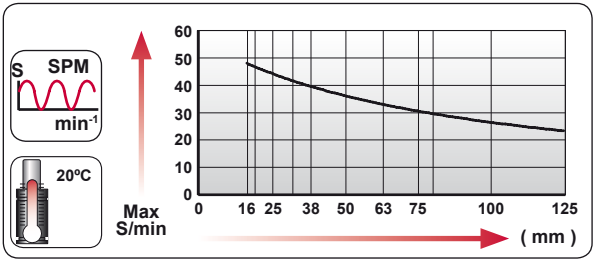



N_2	Smax < 90%	Vmax 1,6 m/s	bar psi 20 290	bar psi 150 2175	°C °F 0 32	°C °F 80 176	600 CP-

AZOL GAS

CZ 4200 V1

Compact Height

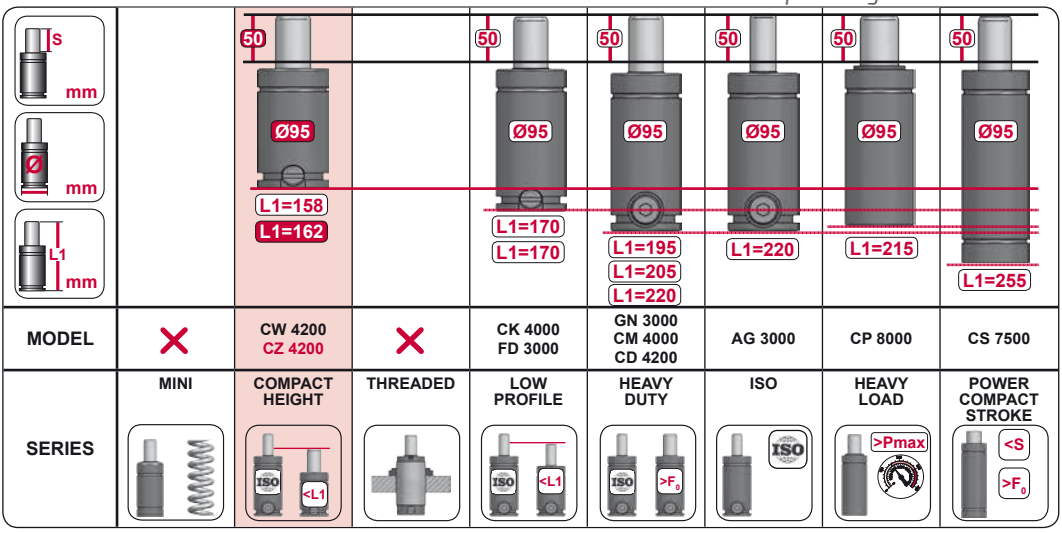

MODEL		CW 4200 CZ 4200		CK 4000 FD 3000	GN 3000 CM 4000 CD 4200	AG 3000	CP 8000	CS 7500
SERIES	MINI	COMPACT HEIGHT	THREADED	LOW PROFILE	HEAVY DUTY	ISO	HEAVY LOAD	POWER COMPACT STROKE



CODE		CZ 4200 050 V1	KIT XXXXXXX-S KIT XXXXXXX-C	A14-095	18 GA 5
ENG	ORDER	GAS SPRING	REPAIR KIT	FLANGE	CHARGING ADAPTER
DEU	BESTELLUNG	GASDRUCKFEDER	ERSATZTEILSATZ	FLANSCHE	LADEADAPTER
FRA	COMMANDE	RESSORT À GAZ	KIT DE RÉPARATION	BRIDE	RACCORD DE CHARGE
ITA	ORDINE	CILINDRO AD AZOTO	KIT DI MANUTENZIONE	FLANGE	ADATTATORE DI CARICO
ESP	PEDIDO	RESORTE DE GAS	KIT DE REPARACION	BRIDA	ADAPTADOR DE CARGA
POR	PEDIDO	CILINDRO DE GÁS	KIT DE MANUTENÇÃO	FLANGE	ADAPTADOR DE CARGA

CZ 4200 V1 MOUNTS

Compact Height

AZOL GAS

A14-095

E24.54.815.G
EM24.54.700/F

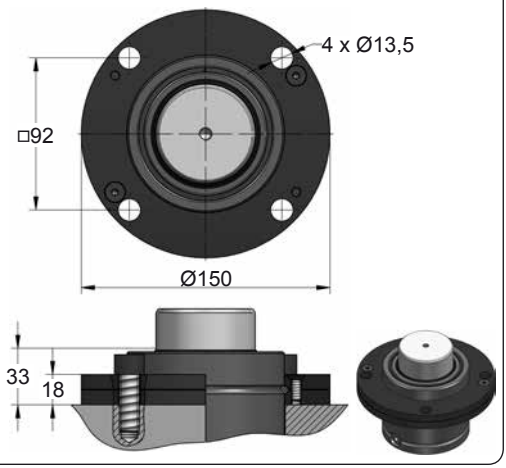

A34-095

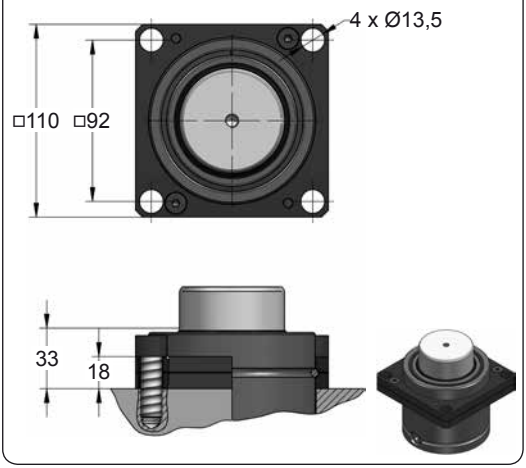

A94-095

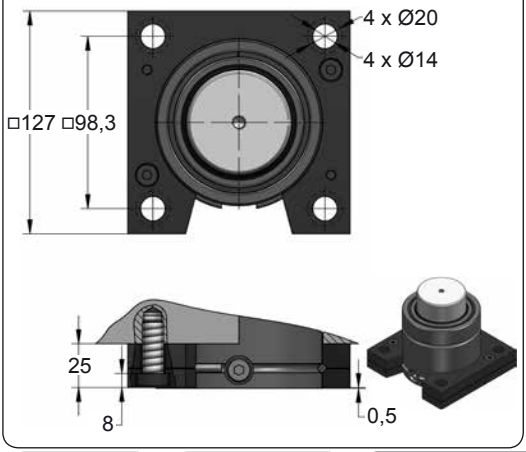

B56-095

SMS DKH 3221n

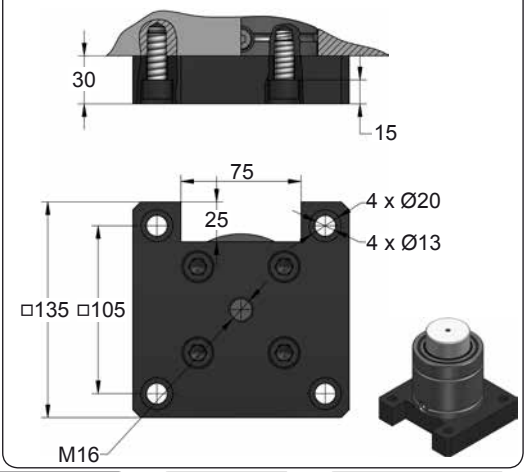







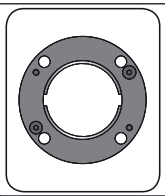

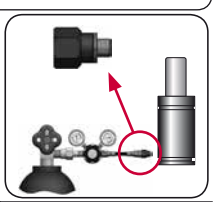

CODE		CZ 4200 050 V1	KIT XXXXXXX-S KIT XXXXXXX-C	A14-095	18 GA 5
ENG	ORDER	GAS SPRING	REPAIR KIT	FLANGE	CHARGING ADAPTER
DEU	BESTELLUNG	GASDRUCKFEDER	ERSATZTEILSATZ	FLANSCHE	LADEADAPTER
FRA	COMMANDE	RESSORT À GAZ	KIT DE RÉPARATION	BRIDE	RACCORD DE CHARGE
ITA	ORDINE	CILINDRO AD AZOTO	KIT DI MANUTENZIONE	FLANGE	ADATTATORE DI CARICO
ESP	PEDIDO	RESORTE DE GAS	KIT DE REPARACION	BRIDA	ADAPTADOR DE CARGA
POR	PEDIDO	CILINDRO DE GÁS	KIT DE MANUTENÇÃO	FLANGE	ADAPTADOR DE CARGA

AZOL GAS

CZ 4200 V1 MOUNTS

Compact Height

B61-095

SMS DKH 3221n

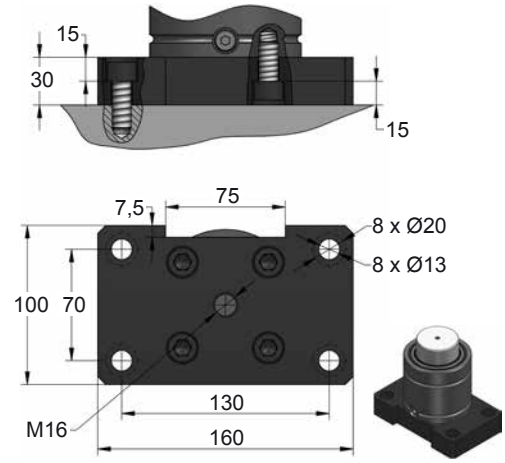

B66-095

SMS DKH 3221n

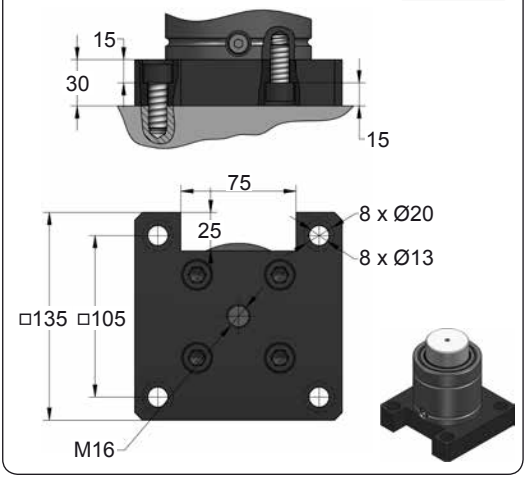

B71-095

SMS DKH 3221n

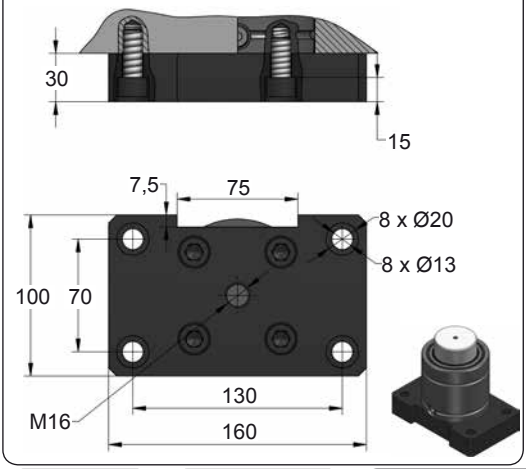

B91-095

E24.54.815.G

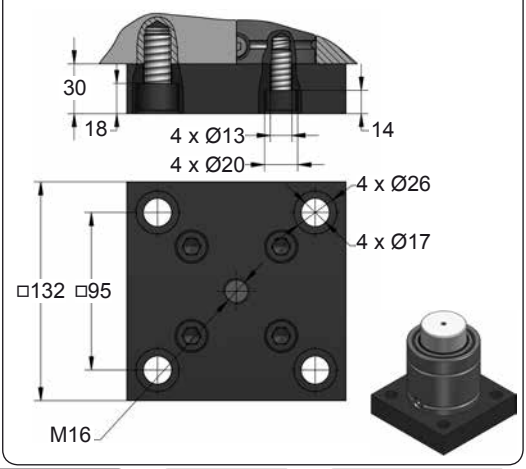







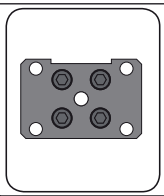

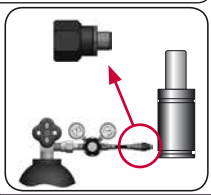

CODE		CZ 4200 050 V1	KIT XXXXXXX-S KIT XXXXXXX-C	B61-095	18 GA 5
ENG	ORDER	GAS SPRING	REPAIR KIT	FLANGE	CHARGING ADAPTER
DEU	BESTELLUNG	GASDRUCKFEDER	ERSATZTEILSATZ	FLANSCHE	LADEADAPTER
FRA	COMMANDE	RESSORT À GAZ	KIT DE RÉPARATION	BRIDE	RACCORD DE CHARGE
ITA	ORDINE	CILINDRO AD AZOTO	KIT DI MANUTENZIONE	FLANGE	ADATTATORE DI CARICO
ESP	PEDIDO	RESORTE DE GAS	KIT DE REPARACION	BRIDA	ADAPTADOR DE CARGA
POR	PEDIDO	CILINDRO DE GÁS	KIT DE MANUTENÇÃO	FLANGE	ADAPTADOR DE CARGA

CZ 6600

Compact Height

AZOL GAS

TOYOTA SMS DKH 3221n

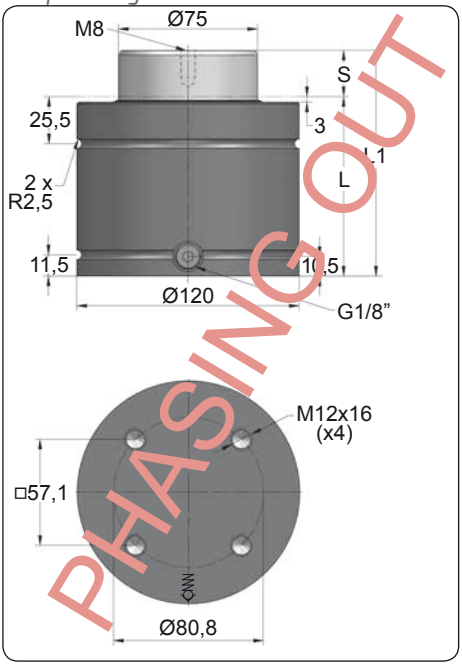

ORDER	S (mm)	L1 ±0,25 (mm)	L (mm)	Kg.
CZ 6600 016	16	104	88	6.37
CZ 6600 019	19	110	91	6.53
CZ 6600 025	25	122	97	6.86
CZ 6600 032	32	136	104	7.24
CZ 6600 038	38	148	110	7.56
CZ 6600 050	50	172	122	8.21
CZ 6600 063	63	198	135	8.92
CZ 6600 075	75	222	147	9.57
CZ 6600 080	80	232	152	9.84
CZ 6600 100	100	272	172	10.93
CZ 6600 125	125	322	197	12.28

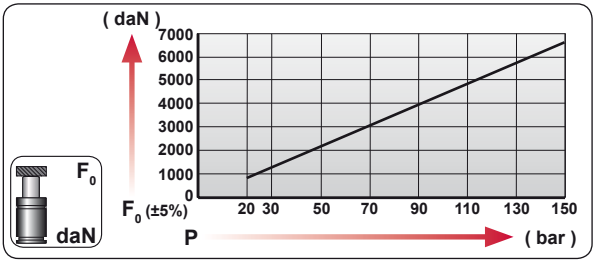

CODE	bar	psi	F_0 daN	F_1 daN
CZ 6600 050	150	2175	6630	12509
CZ-H 6600 050	0	0	---	---

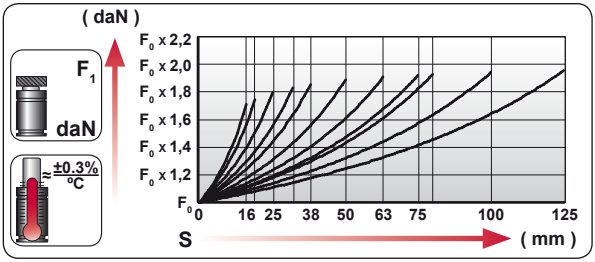

ENG	ORDER
DEU	BESTELLUNG
FRA	COMMANDE
ITA	ORDINE
ESP	PEDIDO
POR	PEDIDO

F_0 daN — S mm

CZ 6600 50

CZ 6600 050

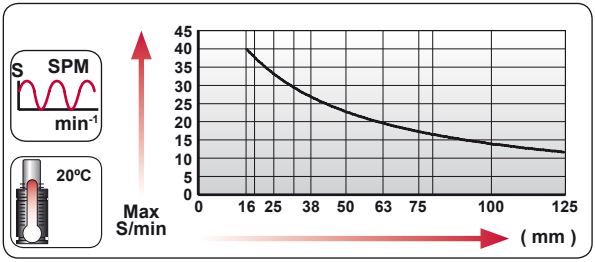



N_2	Smax < 90%	Vmax 1,6 m/s	bar psi 20 290	bar psi 150 2175	°C °F 0 32	°C °F 80 176	600 CP-

AZOL GAS

CZ 6600

Compact Height

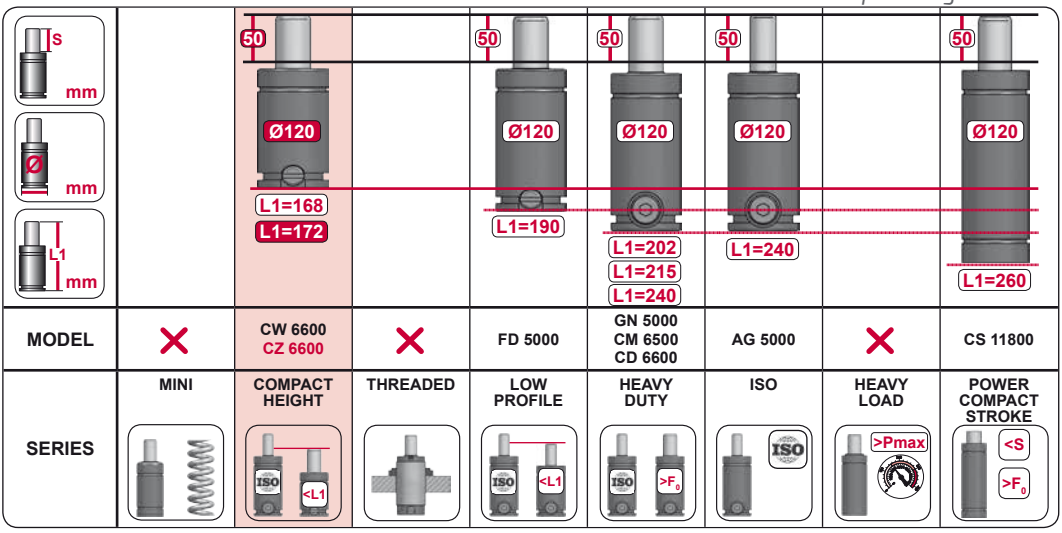

MODEL		CW 6600 CZ 6600		FD 5000	GN 5000 CM 6500 CD 6600	AG 5000		CS 11800
SERIES	MINI	COMPACT HEIGHT	THREADED	LOW PROFILE	HEAVY DUTY	ISO	HEAVY LOAD	POWER COMPACT STROKE



CODE		CZ 6600 050	KIT XXXXXXX-S KIT XXXXXXX-C	A14-120	18 GA 5
ENG	ORDER	GAS SPRING	REPAIR KIT	FLANGE	CHARGING ADAPTER
DEU	BESTELLUNG	GASDRUCKFEDER	ERSATZTEILSATZ	FLANSCHE	LADEADAPTER
FRA	COMMANDE	RESSORT À GAZ	KIT DE RÉPARATION	BRIDE	RACCORD DE CHARGE
ITA	ORDINE	CILINDRO AD AZOTO	KIT DI MANUTENZIONE	FLANGE	ADATTATORE DI CARICO
ESP	PEDIDO	RESORTE DE GAS	KIT DE REPARACION	BRIDA	ADAPTADOR DE CARGA
POR	PEDIDO	CILINDRO DE GÁS	KIT DE MANUTENÇÃO	FLANGE	ADAPTADOR DE CARGA

CZ 6600 MOUNTS

Compact Height

AZOL GAS

A14-120

E24.54.815.G
EM24.54.700/F

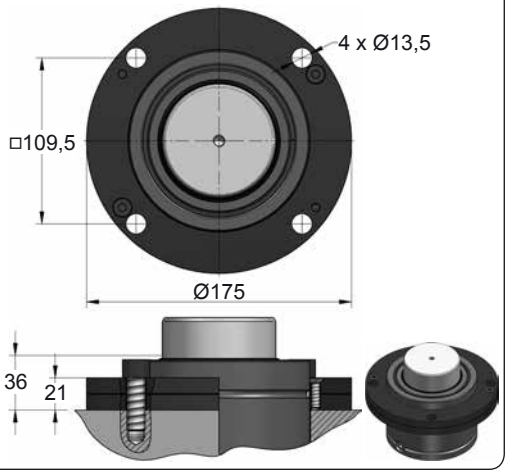

A34-120

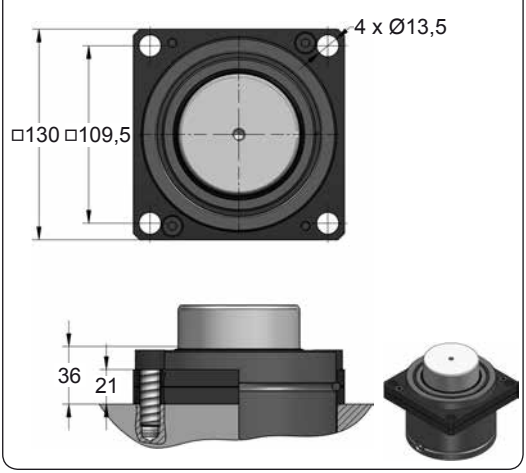

A94-120

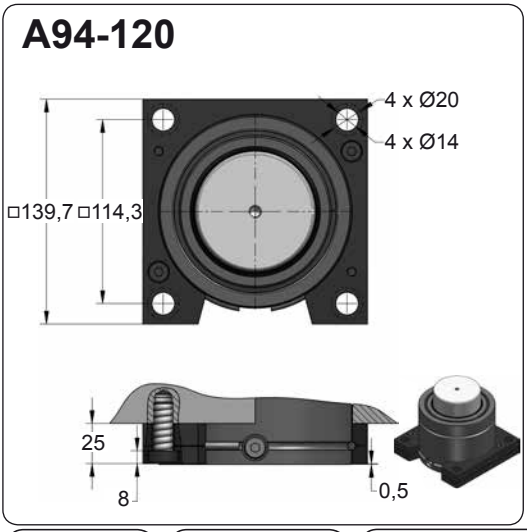

B56-120

SMS DKH 3221n

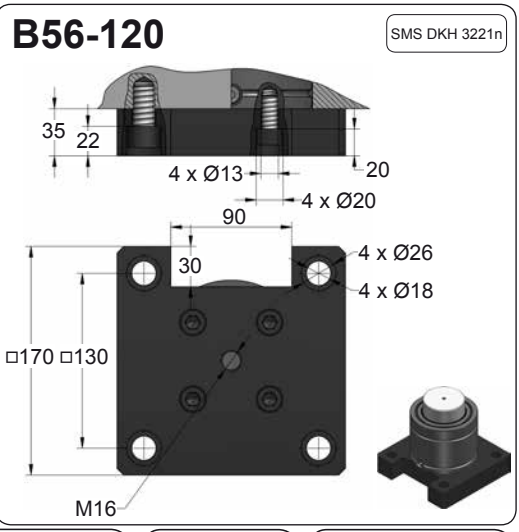







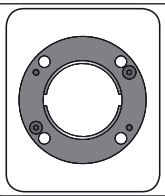

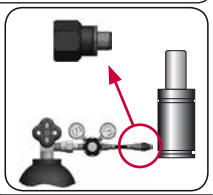

CODE		CZ 6600 050	KIT XXXXXXX-S KIT XXXXXXX-C	A14-120	18 GA 5
ENG	ORDER	GAS SPRING	REPAIR KIT	FLANGE	CHARGING ADAPTER
DEU	BESTELLUNG	GASDRUCKFEDER	ERSATZTEILSATZ	FLANSCHE	LADEADAPTER
FRA	COMMANDE	RESSORT À GAZ	KIT DE RÉPARATION	BRIDE	RACCORD DE CHARGE
ITA	ORDINE	CILINDRO AD AZOTO	KIT DI MANUTENZIONE	FLANGE	ADATTATORE DI CARICO
ESP	PEDIDO	RESORTE DE GAS	KIT DE REPARACION	BRIDA	ADAPTADOR DE CARGA
POR	PEDIDO	CILINDRO DE GÁS	KIT DE MANUTENÇÃO	FLANGE	ADAPTADOR DE CARGA

AZOL GAS

CZ 6600 MOUNTS

Compact Height

B61-120

SMS DKH 3221n

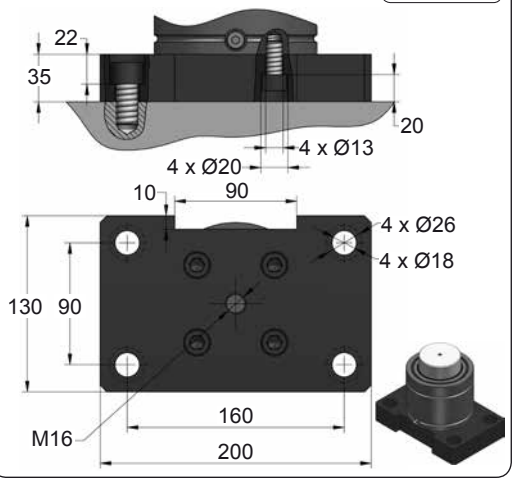

B66-120

SMS DKH 3221n

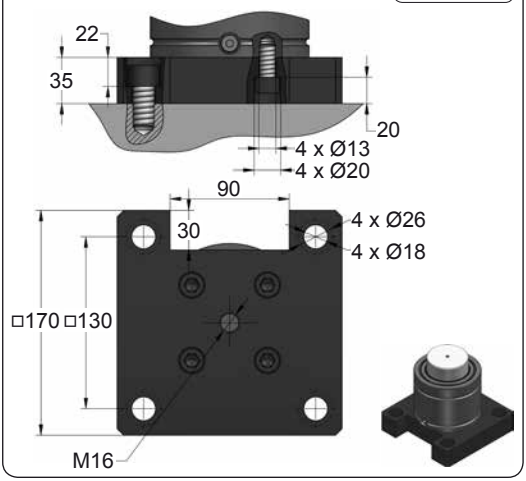

B71-120

SMS DKH 3221n

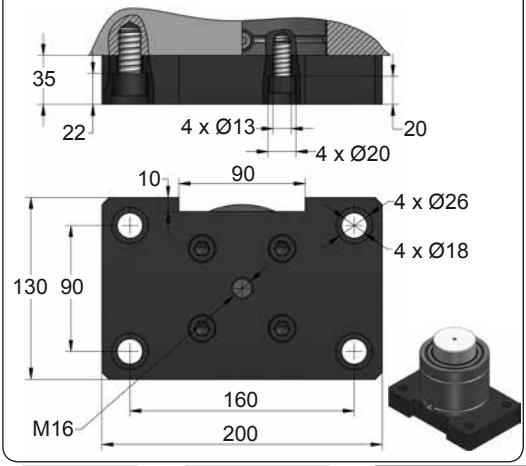







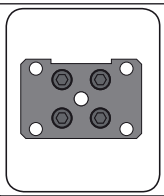

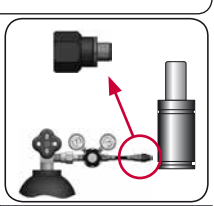

CODE		CZ 6600 050	KIT XXXXXXX-S KIT XXXXXXX-C	B61-120	18 GA 5
ENG	ORDER	GAS SPRING	REPAIR KIT	FLANGE	CHARGING ADAPTER
DEU	BESTELLUNG	GASDRUCKFEDER	ERSATZTEILSATZ	FLANSCHE	LADEADAPTER
FRA	COMMANDE	RESSORT À GAZ	KIT DE RÉPARATION	BRIDE	RACCORD DE CHARGE
ITA	ORDINE	CILINDRO AD AZOTO	KIT DI MANUTENZIONE	FLANGE	ADATTATORE DI CARICO
ESP	PEDIDO	RESORTE DE GAS	KIT DE REPARACION	BRIDA	ADAPTADOR DE CARGA
POR	PEDIDO	CILINDRO DE GÁS	KIT DE MANUTENÇÃO	FLANGE	ADAPTADOR DE CARGA

CZ 9500

Compact Height

TOYOTA SMS DKH 3221n

AZOL GAS

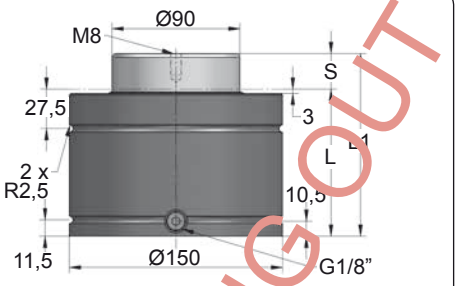

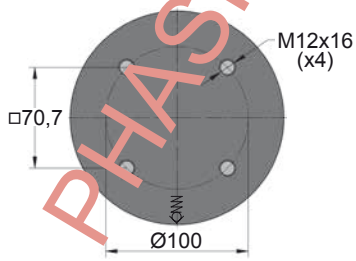

PHASING OUT

ORDER	S (mm)	L1 ±0,25 (mm)	L (mm)	Kg.
CZ 9500 016	16	110	94	10.86
CZ 9500 019	19	116	97	11.11
CZ 9500 025	25	128	103	11.60
CZ 9500 032	32	142	110	12.18
CZ 9500 038	38	154	116	12.67
CZ 9500 050	50	178	128	13.66
CZ 9500 063	63	204	141	14.73
CZ 9500 075	75	228	153	15.72
CZ 9500 080	80	238	158	16.14
CZ 9500 100	100	278	178	17.78
CZ 9500 125	125	328	203	19.85

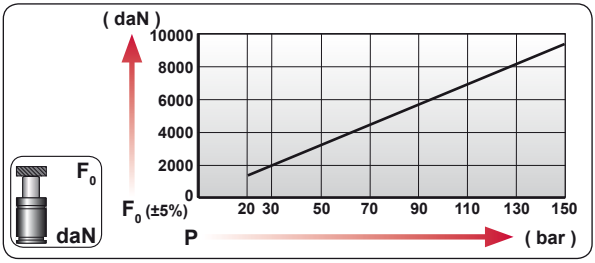

CODE	bar	psi	F_0 daN	F_1 daN
CZ 9500 050	150	2175	9540	16821
CZ-H 9500 050	0	0	---	---

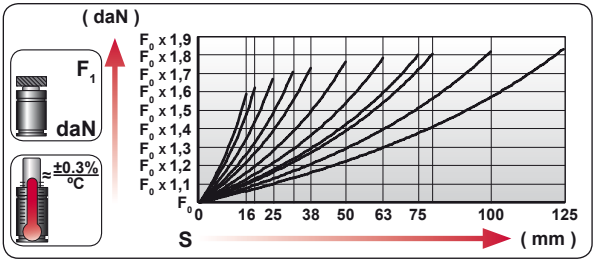

ENG	ORDER
DEU	BESTELLUNG
FRA	COMMANDE
ITA	ORDINE
ESP	PEDIDO
POR	PEDIDO

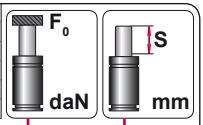

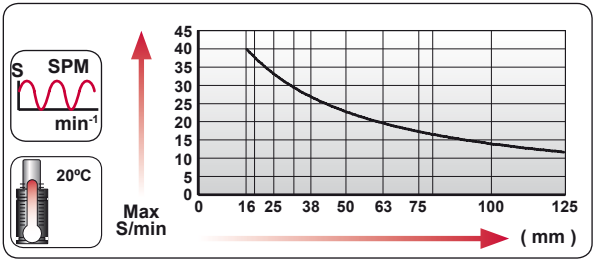



N_2	Smax < 90%	Vmax 1,6 m/s	bar psi 20 290	bar psi 150 2175	°C °F 0 32	°C °F 80 176	600 CP-

AZOL GAS

CZ 9500

Compact Height

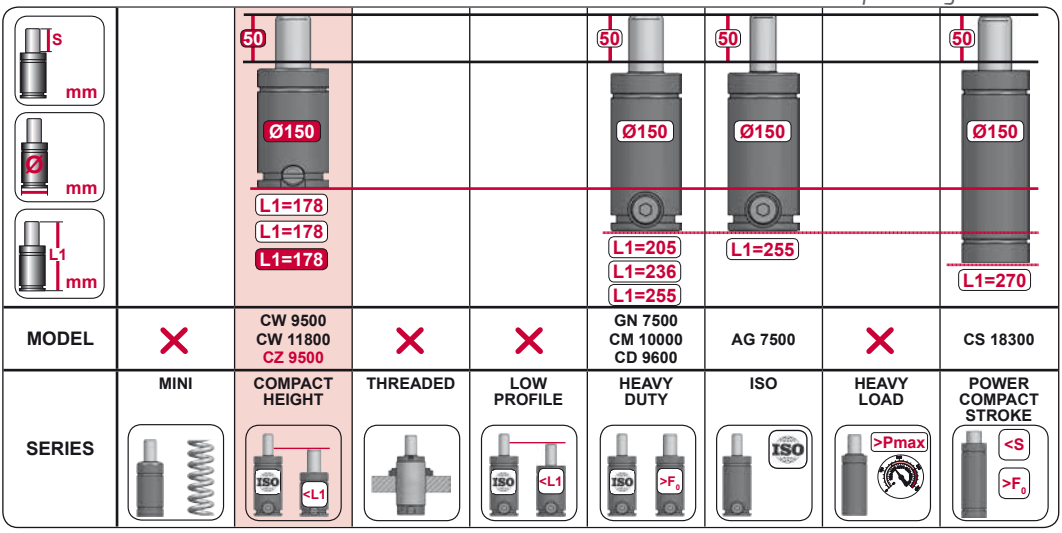

MODEL	✕	CW 9500 CW 11800 CZ 9500	✕	✕	GN 7500 CM 10000 CD 9600	AG 7500	✕	CS 18300
SERIES	MINI	COMPACT HEIGHT	THREADED	LOW PROFILE	HEAVY DUTY	ISO	HEAVY LOAD	POWER COMPACT STROKE







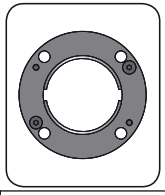

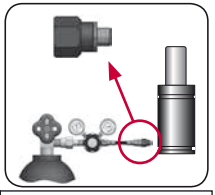

CODE		CZ 9500 050	KIT XXXXXXX-S KIT XXXXXXX-C	A14-150	18 GA 5
ENG	ORDER	GAS SPRING	REPAIR KIT	FLANGE	CHARGING ADAPTER
DEU	BESTELLUNG	GASDRUCKFEDER	ERSATZTEILSATZ	FLANSCHE	LADEADAPTER
FRA	COMMANDE	RESSORT À GAZ	KIT DE RÉPARATION	BRIDE	RACCORD DE CHARGE
ITA	ORDINE	CILINDRO AD AZOTO	KIT DI MANUTENZIONE	FLANGE	ADATTATORE DI CARICO
ESP	PEDIDO	RESORTE DE GAS	KIT DE REPARACION	BRIDA	ADAPTADOR DE CARGA
POR	PEDIDO	CILINDRO DE GÁS	KIT DE MANUTENÇÃO	FLANGE	ADAPTADOR DE CARGA

CZ 9500 MOUNTS

Compact Height

AZOL GAS

A14-150

E24.54.815.G
EM24.54.700/F

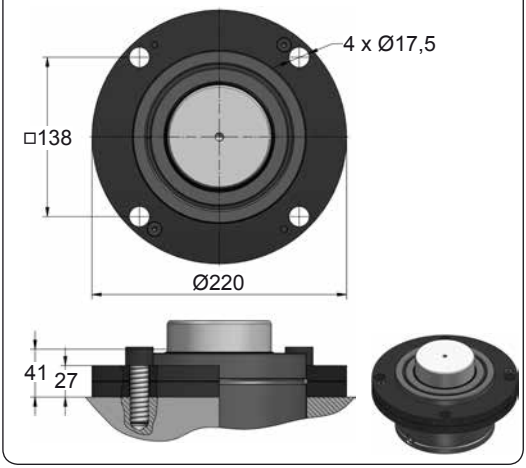

A94-150

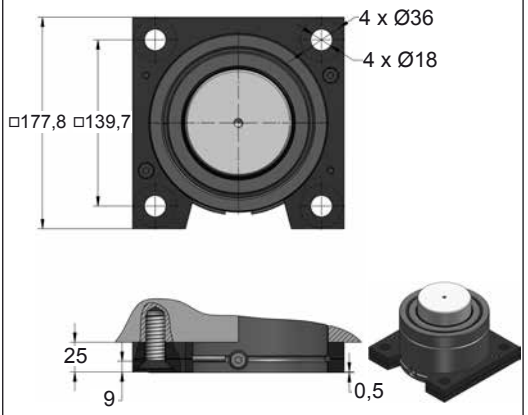

B56-150

SMS DKH 3221n

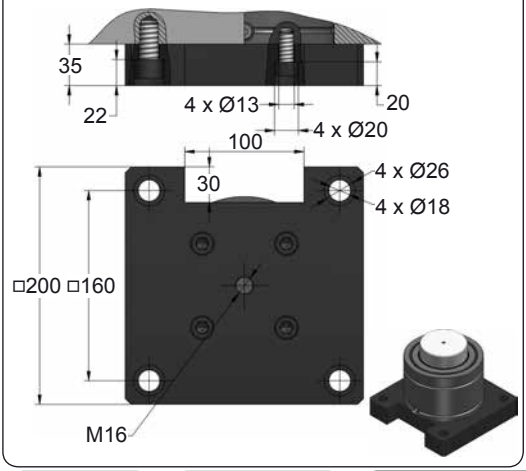

B61-150

SMS DKH 3221n

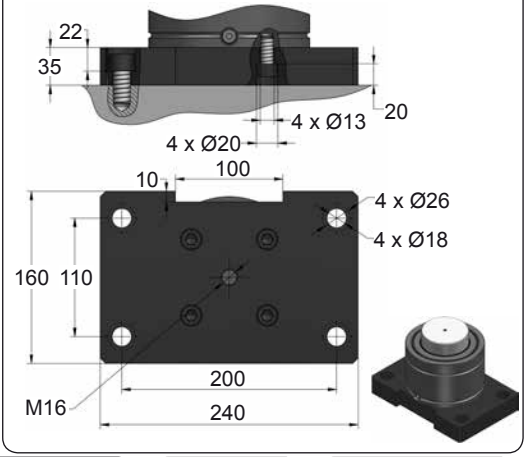







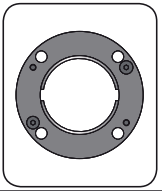

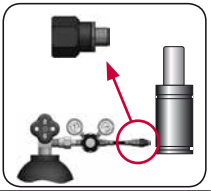

CODE		CZ 9500 050	KIT XXXXXXX-S KIT XXXXXXX-C	A14-150	18 GA 5
ENG	ORDER	GAS SPRING	REPAIR KIT	FLANGE	CHARGING ADAPTER
DEU	BESTELLUNG	GASDRUCKFEDER	ERSATZTEILSATZ	FLANSCHE	LADEADAPTER
FRA	COMMANDE	RESSORT À GAZ	KIT DE RÉPARATION	BRIDE	RACCORD DE CHARGE
ITA	ORDINE	CILINDRO AD AZOTO	KIT DI MANUTENZIONE	FLANGE	ADATTATORE DI CARICO
ESP	PEDIDO	RESORTE DE GAS	KIT DE REPARACION	BRIDA	ADAPTADOR DE CARGA
POR	PEDIDO	CILINDRO DE GÁS	KIT DE MANUTENÇÃO	FLANGE	ADAPTADOR DE CARGA

AZOL GAS

CZ 9500 MOUNTS

Compact Height

B66-150

SMS DKH 3221n

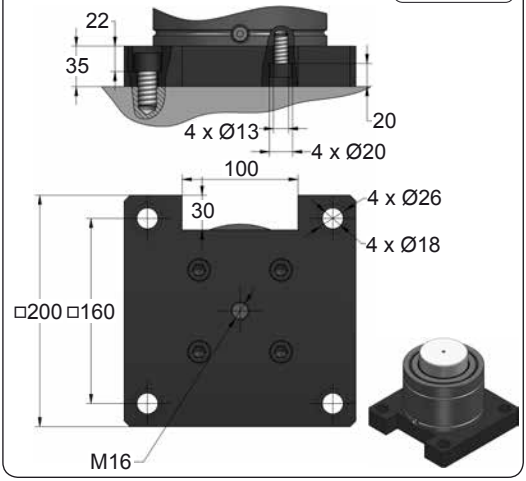

B71-150

SMS DKH 3221n

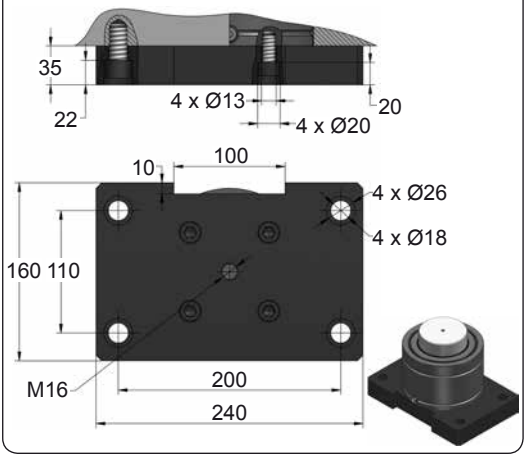







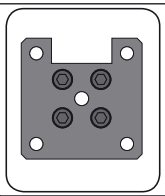

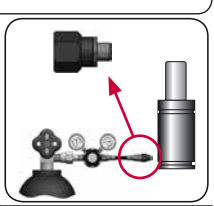

CODE		CZ 9500 050	KIT XXXXXXX-S KIT XXXXXXX-C	B66-150	18 GA 5
ENG	ORDER	GAS SPRING	REPAIR KIT	FLANGE	CHARGING ADAPTER
DEU	BESTELLUNG	GASDRUCKFEDER	ERSATZTEILSATZ	FLANSCHE	LADEADAPTER
FRA	COMMANDE	RESSORT À GAZ	KIT DE RÉPARATION	BRIDE	RACCORD DE CHARGE
ITA	ORDINE	CILINDRO AD AZOTO	KIT DI MANUTENZIONE	FLANGE	ADATTATORE DI CARICO
ESP	PEDIDO	RESORTE DE GAS	KIT DE REPARACION	BRIDA	ADAPTADOR DE CARGA
POR	PEDIDO	CILINDRO DE GÁS	KIT DE MANUTENÇÃO	FLANGE	ADAPTADOR DE CARGA

AZOL GAS

KZ COMPACT HEIGHT LARGE

MODEL	F_0	Ø	S	L1	Pmax	Charge Port		
KZ 350	350	Ø32	10 - 125	60 - 290	180	M6	✓	✓
KZ 500	500	Ø38	10 - 125	60 - 290	150	M6	✓	✓
KZ 750	750	Ø45	10 - 125	67 - 297	150	G1/8"	✓	✓
KZ 1000	1000	Ø50	13 - 125	78 - 302	150	G1/8"	✓	✓
KZ 1500	1500	Ø63	13 - 125	78 - 302	150	G1/8"	✓	✓
KZ 2400	2400	Ø75	16 - 125	91 - 309	150	G1/8"	✓	✓
KZ 4200	4200	Ø95	16 - 125	94 - 312	150	G1/8"	✓	✓
KZ 6600	6600	Ø120	16 - 125	104 - 322	150	G1/8"	✓	✓

S mm	Ø mm	L1 mm								
			50 Ø50 L1=131 L1=138 L1=152	50 Ø50 L1=138	50 Ø50 L1=138 L1=150 L1=150	50 Ø50 L1=170 L1=185 L1=195	50 Ø50 L1=195	50 Ø50 L1=165 L1=190	50 Ø50 L1=220
F_0 daN			1000 1000 1000	1000	1000 1000 750	750 1000 1000	750	1700 2000	1800
MODEL	✗		CR 1000 CW 1000 KZ 1000	AS 1000	CT 1000 CK 1000 FD 750	GN 750 CM 1000 CD 1000	AG 750	CPH 1700 CP 2000	CS 1800
SERIES	MINI		COMPACT HEIGHT	THREADED	LOW PROFILE	HEAVY DUTY	ISO	HEAVY LOAD	POWER COMPACT STROKE

KZ 350

Compact Height

AZOL GAS

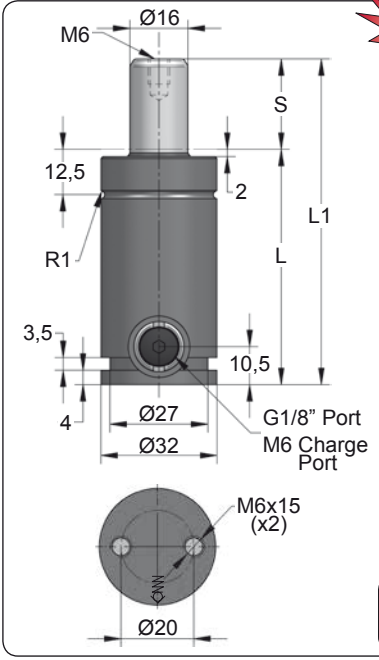

Newt

ORDER	S (mm)	L1 ±0.25 (mm)	L (mm)	Kg.
KZ 350 010	10	60	50	0.23
KZ 350 013	13	66	53	0.24
KZ 350 016	16	72	56	0.25
KZ 350 019	19	78	59	0.26
KZ 350 025	25	90	65	0.28
KZ 350 032	32	104	72	0.31
KZ 350 038	38	116	78	0.33
KZ 350 050	50	140	90	0.37
KZ 350 063	63	166	103	0.41
KZ 350 075	75	190	115	0.45
KZ 350 080	80	200	120	0.47
KZ 350 100	100	240	140	0.54
KZ 350 125	125	290	165	0.62

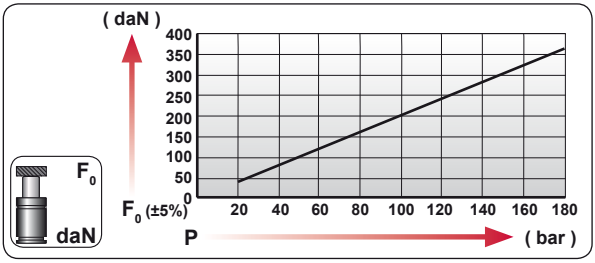

CODE	bar	psi	F_0 daN	F_1 daN
KZ 350 050	180	2610	360	550
KZ-H 350 050	0	0	---	---

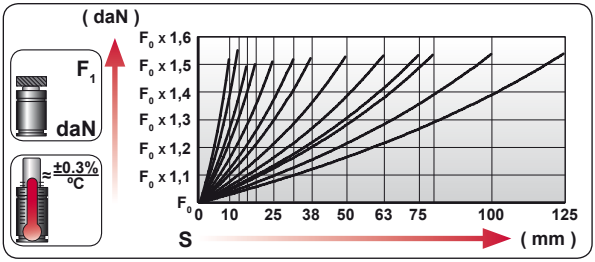

ENG	ORDER
DEU	BESTELLUNG
FRA	COMMANDE
ITA	ORDINE
ESP	PEDIDO
POR	PEDIDO

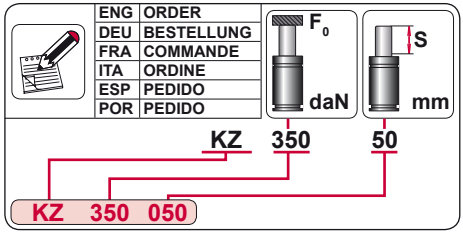

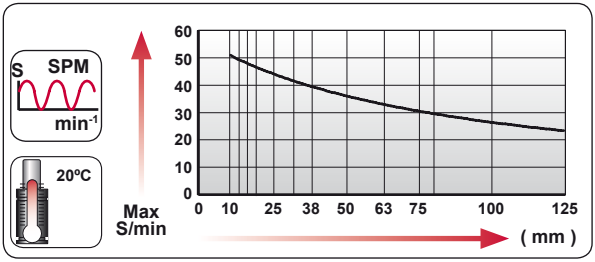

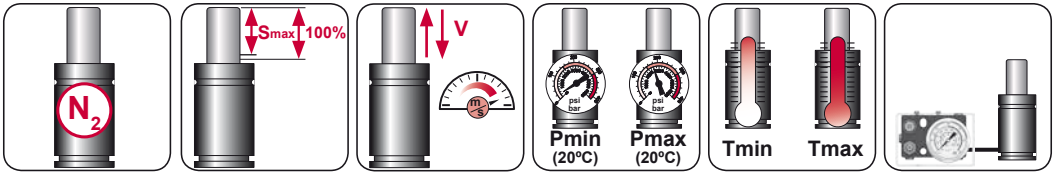

N_2	Smax < 90%	Vmax 1,6 m/s	bar psi 20 290	bar psi 180 2610	°C °F 0 32	°C °F 80 176	600 CP-

AZOL GAS

KZ 350 MOUNTS

Compact Height

A14-032

ISO E24.54.815.G EM24.54.700/F

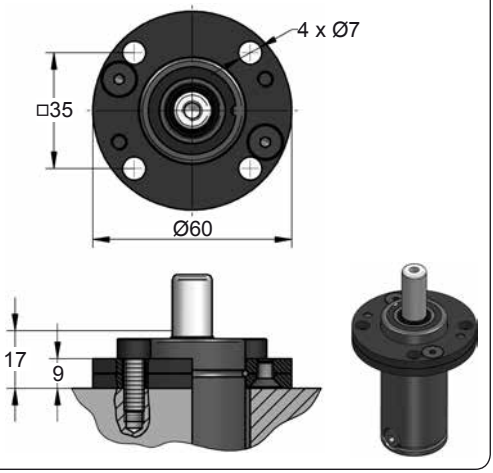

A34-032

VDI

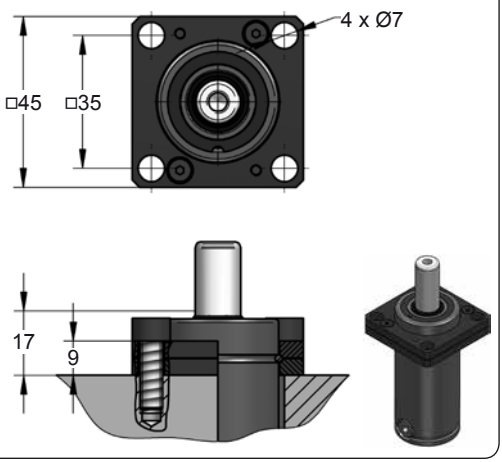

C05-032

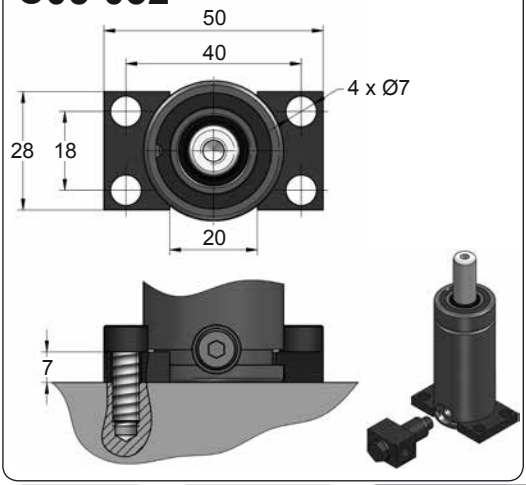

D02-032

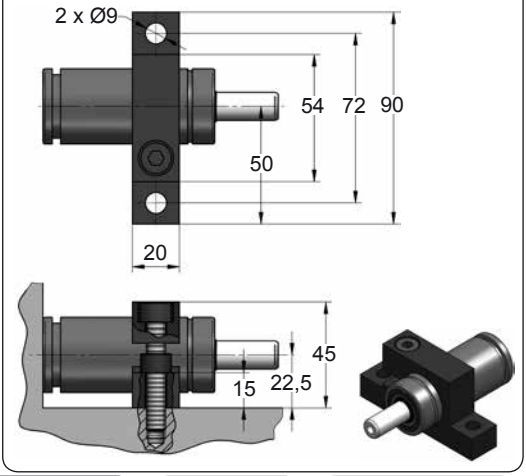







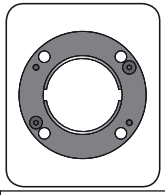

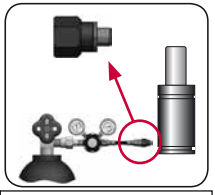

CODE		KZ 350 050	KIT XXXXXXX-S KIT XXXXXXX-C	A14-032	06 GA 11
ENG	ORDER	GAS SPRING	REPAIR KIT	FLANGE	CHARGING ADAPTER
DEU	BESTELLUNG	GASDRUCKFEDER	ERSATZTEILSATZ	FLANSCHE	LADEADAPTER
FRA	COMMANDE	RESSORT À GAZ	KIT DE RÉPARATION	BRIDE	RACCORD DE CHARGE
ITA	ORDINE	CILINDRO AD AZOTO	KIT DI MANUTENZIONE	FLANGE	ADATTATORE DI CARICO
ESP	PEDIDO	RESORTE DE GAS	KIT DE REPARACION	BRIDA	ADAPTADOR DE CARGA
POR	PEDIDO	CILINDRO DE GÁS	KIT DE MANUTENÇÃO	FLANGE	ADAPTADOR DE CARGA

KZ 500

Compact Height

AZOL GAS

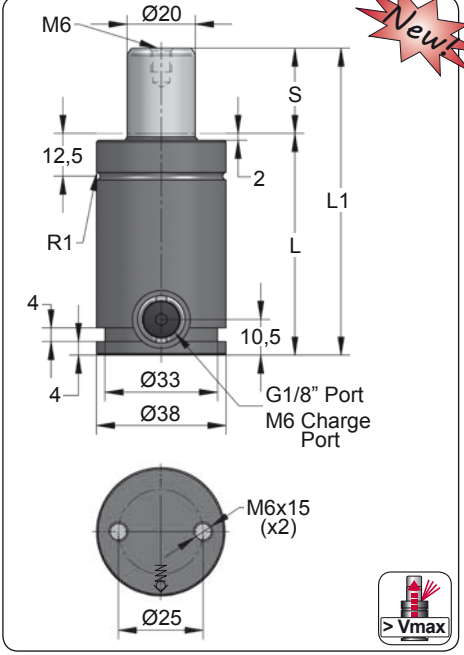

Newt

ORDER	S (mm)	L1 ±0.25 (mm)	L (mm)	Kg.
KZ 500 010	10	60	50	0.24
KZ 500 013	13	66	53	0.25
KZ 500 016	16	72	56	0.26
KZ 500 019	19	78	59	0.27
KZ 500 025	25	90	65	0.30
KZ 500 032	32	104	72	0.32
KZ 500 038	38	116	78	0.35
KZ 500 050	50	140	90	0.40
KZ 500 063	63	166	103	0.45
KZ 500 075	75	190	115	0.50
KZ 500 080	80	200	120	0.52
KZ 500 100	100	240	140	0.60
KZ 500 125	125	290	165	0.70

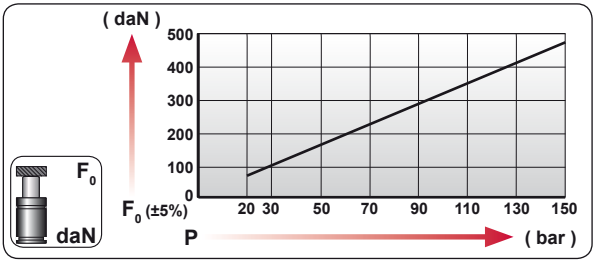

CODE	bar	psi	F_0 daN	F_1 daN
KZ 500 050	150	2175	470	700
KZ-H 500 050	0	0	---	---

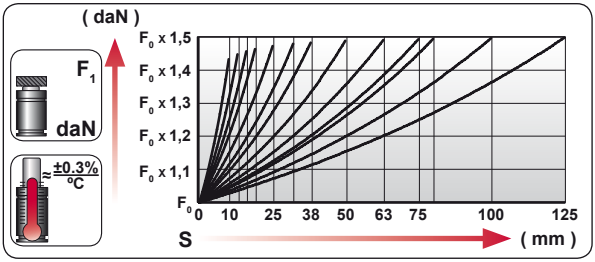

ENG	ORDER
DEU	BESTELLUNG
FRA	COMMANDE
ITA	ORDINE
ESP	PEDIDO
POR	PEDIDO

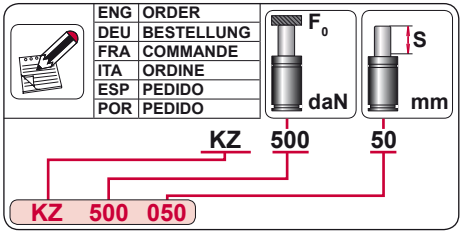

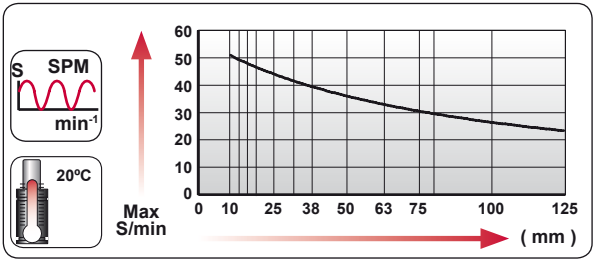



N_2	Smax < 90%	Vmax 1,6 m/s	bar psi 20 290	bar psi 150 2175	°C °F 0 32	°C °F 80 176	600 CP-

AZOL GAS

KZ 500 MOUNTS

Compact Height

A14-038

ISO · E24.54.815.G · EM24.54.700/F

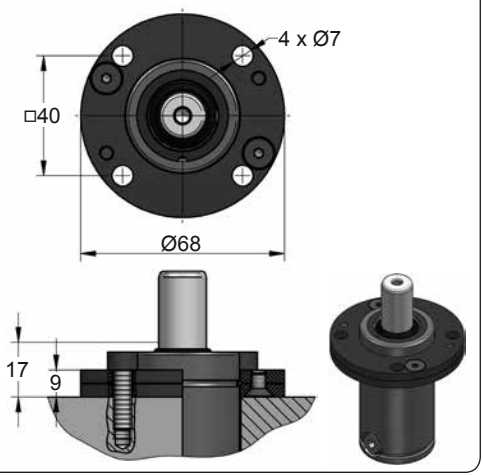

A34-038

ISO · VDI

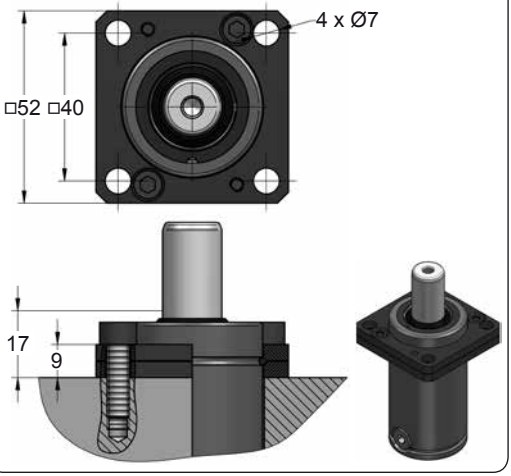

C05-038

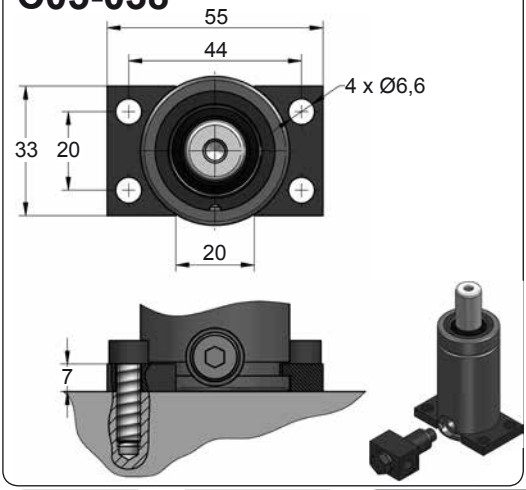

D02-038

E24.54.815.G

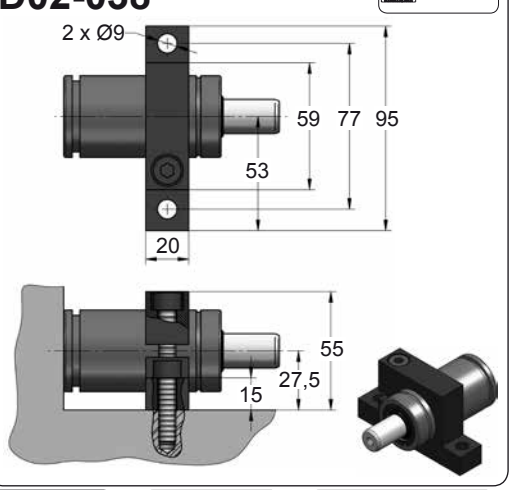







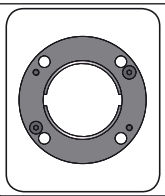

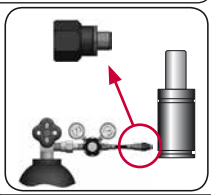

CODE		KZ 500 050	KIT XXXXXXX-S KIT XXXXXXX-C	A14-038	06 GA 11
ENG	ORDER	GAS SPRING	REPAIR KIT	FLANGE	CHARGING ADAPTER
DEU	BESTELLUNG	GASDRUCKFEDER	ERSATZTEILSATZ	FLANSCHE	LADEADAPTER
FRA	COMMANDE	RESSORT À GAZ	KIT DE RÉPARATION	BRIDE	RACCORD DE CHARGE
ITA	ORDINE	CILINDRO AD AZOTO	KIT DI MANUTENZIONE	FLANGE	ADATTATORE DI CARICO
ESP	PEDIDO	RESORTE DE GAS	KIT DE REPARACION	BRIDA	ADAPTADOR DE CARGA
POR	PEDIDO	CILINDRO DE GÁS	KIT DE MANUTENÇÃO	FLANGE	ADAPTADOR DE CARGA

KZ 750

Compact Height

AZOL GAS

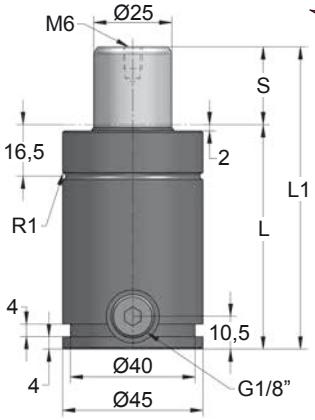

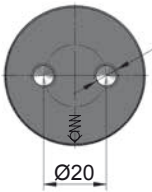

> Vmax

ORDER	S (mm)	L1 ±0.25 (mm)	L (mm)	Kg.
KZ 750 010	10	67	57	0.54
KZ 750 013	13	73	60	0.56
KZ 750 016	16	79	63	0.58
KZ 750 019	19	85	66	0.59
KZ 750 025	25	97	72	0.63
KZ 750 032	32	111	79	0.67
KZ 750 038	38	123	85	0.71
KZ 750 050	50	147	97	0.79
KZ 750 063	63	173	110	0.87
KZ 750 075	75	197	122	0.94
KZ 750 080	80	207	127	0.97
KZ 750 100	100	247	147	1.10
KZ 750 125	125	297	172	1.25

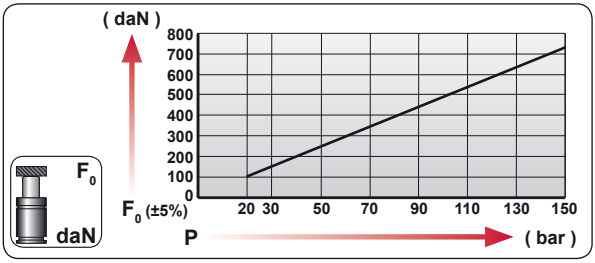

CODE	bar	psi	F0 daN	F1 daN
KZ 750 050	150	2175	735	1150
KZ-H 750 050	0	0	---	---

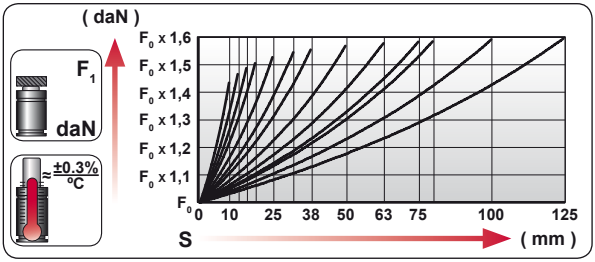

ENG	ORDER
DEU	BESTELLUNG
FRA	COMMANDE
ITA	ORDINE
ESP	PEDIDO
POR	PEDIDO

F0 daN S mm

KZ 750 50

KZ 750 050

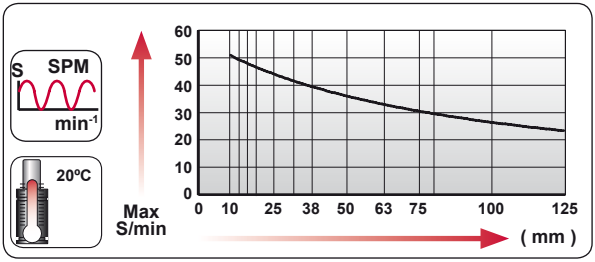



N_2	Smax < 90%	Vmax 1,6 m/s	bar psi 20 290	bar psi 150 2175	ºC ºF 0 32	ºC ºF 80 176	600 CP-

AZOL GAS

KZ 750 MOUNTS

Compact Height

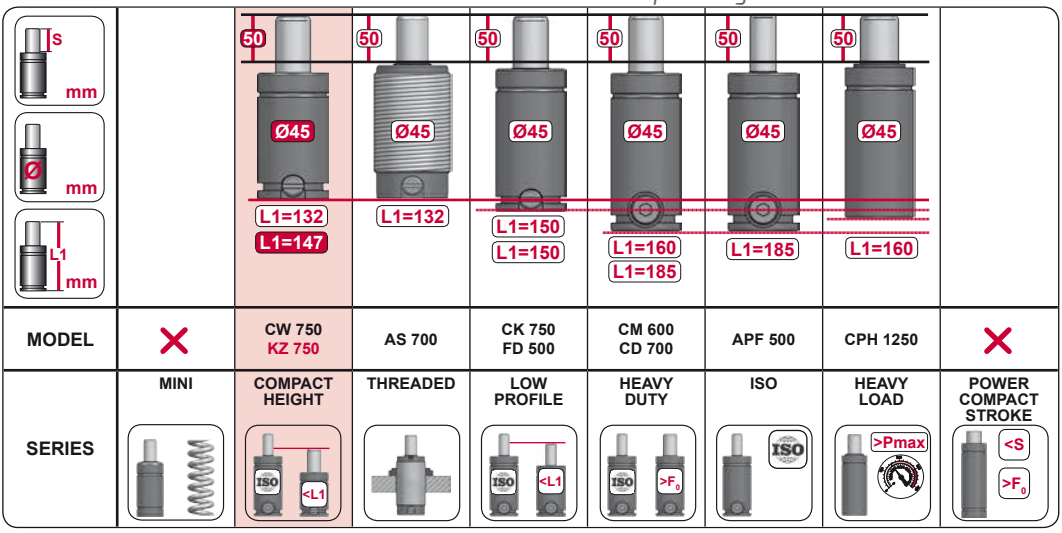

MODEL		CW 750 KZ 750	AS 700	CK 750 FD 500	CM 600 CD 700	APF 500	CPH 1250	
SERIES	MINI	COMPACT HEIGHT	THREADED	LOW PROFILE	HEAVY DUTY	ISO	HEAVY LOAD	POWER COMPACT STROKE

A14-045

E24.54.815.G
EM24.54.700/F

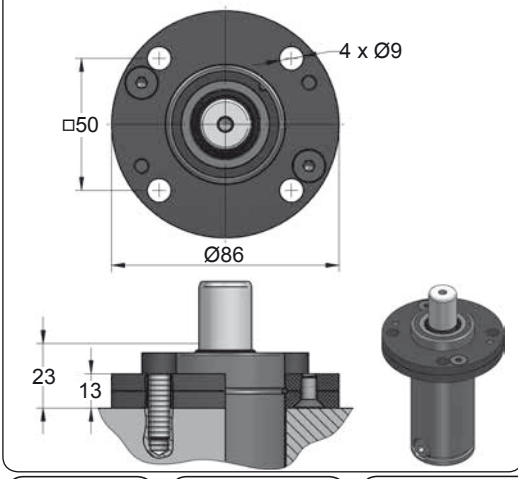

A34-045

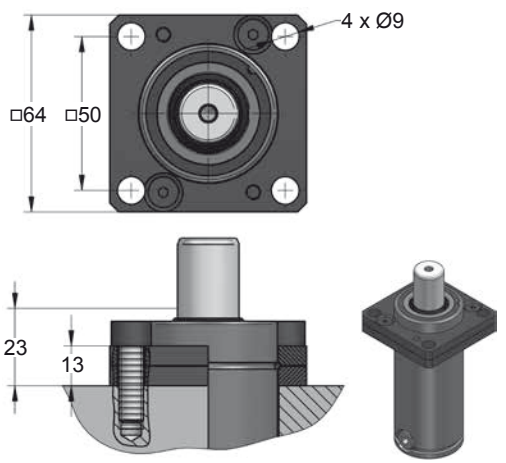







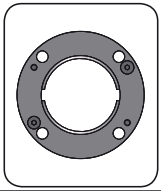

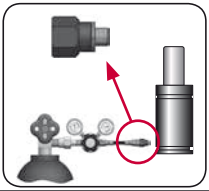

CODE		KZ 750 050	KIT XXXXXXX-S KIT XXXXXXX-C	A14-045	18 GA 5
ENG	ORDER	GAS SPRING	REPAIR KIT	FLANGE	CHARGING ADAPTER
DEU	BESTELLUNG	GASDRUCKFEDER	ERSATZTEILSATZ	FLANSCHE	LADEADAPTER
FRA	COMMANDE	RESSORT À GAZ	KIT DE RÉPARATION	BRIDE	RACCORD DE CHARGE
ITA	ORDINE	CILINDRO AD AZOTO	KIT DI MANUTENZIONE	FLANGE	ADATTATORE DI CARICO
ESP	PEDIDO	RESORTE DE GAS	KIT DE REPARACION	BRIDA	ADAPTADOR DE CARGA
POR	PEDIDO	CILINDRO DE GÁS	KIT DE MANUTENÇÃO	FLANGE	ADAPTADOR DE CARGA

KZ 750 MOUNTS

Compact Height

AZOL GAS

B36-045

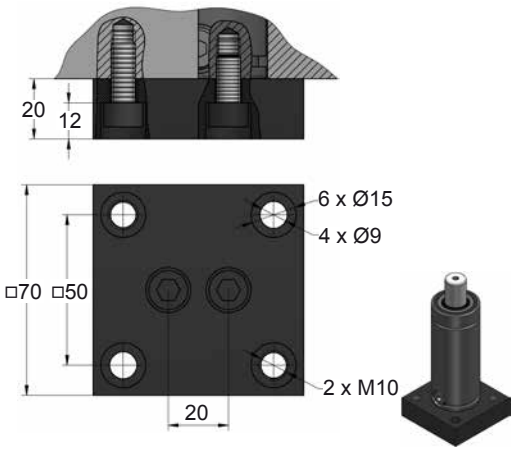

B41-045

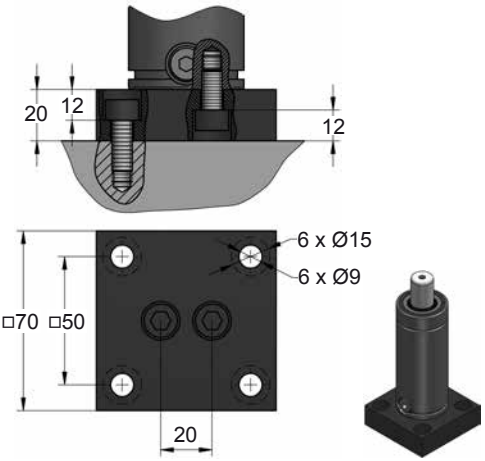

C05-045

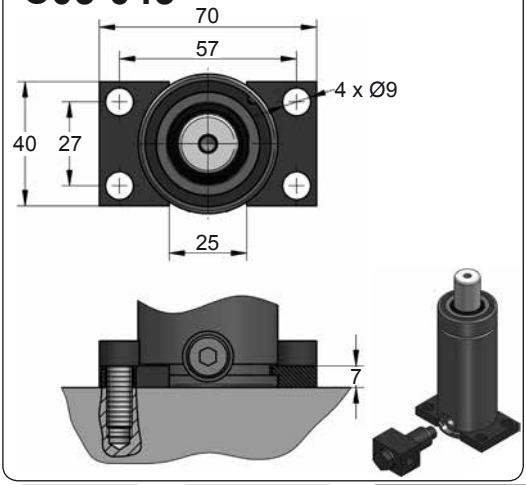

C20-045

ISO VDI E24.54.815.G EM24.54.700/F

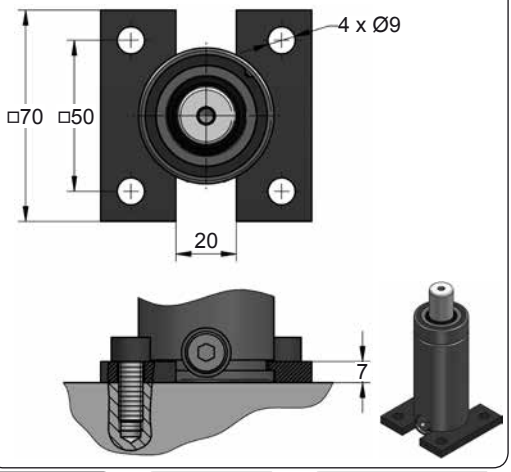







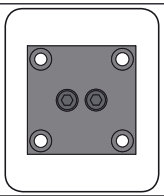

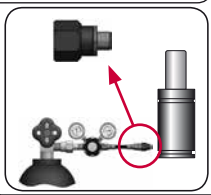

CODE		KZ 750 050	KIT XXXXXXX-S KIT XXXXXXX-C	B36-045	18 GA 5
ENG	ORDER	GAS SPRING	REPAIR KIT	FLANGE	CHARGING ADAPTER
DEU	BESTELLUNG	GASDRUCKFEDER	ERSATZTEILSATZ	FLANSCHE	LADEADAPTER
FRA	COMMANDE	RESSORT À GAZ	KIT DE RÉPARATION	BRIDE	RACCORD DE CHARGE
ITA	ORDINE	CILINDRO AD AZOTO	KIT DI MANUTENZIONE	FLANGE	ADATTATORE DI CARICO
ESP	PEDIDO	RESORTE DE GAS	KIT DE REPARACION	BRIDA	ADAPTADOR DE CARGA
POR	PEDIDO	CILINDRO DE GÁS	KIT DE MANUTENÇÃO	FLANGE	ADAPTADOR DE CARGA

AZOL GAS

KZ 750 MOUNTS

Compact Height

D02-045

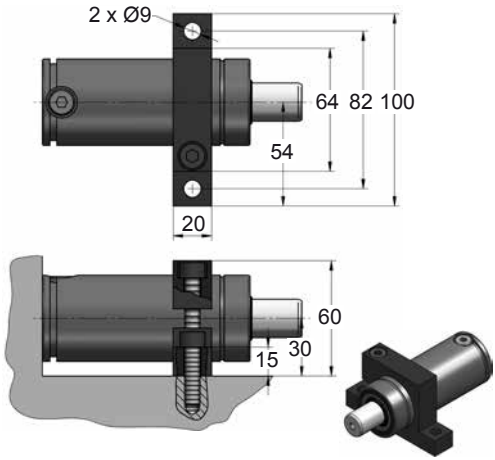

D67-045

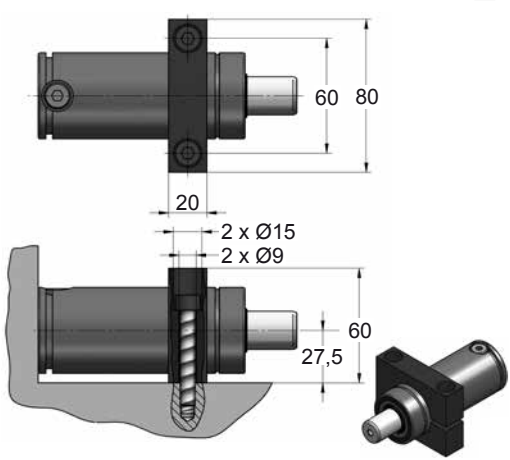







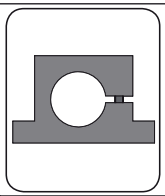

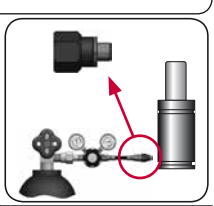

CODE		KZ 750 050	KIT XXXXXXX-S KIT XXXXXXX-C	D02-045	18 GA 5
ENG	ORDER	GAS SPRING	REPAIR KIT	FLANGE	CHARGING ADAPTER
DEU	BESTELLUNG	GASDRUCKFEDER	ERSATZTEILSATZ	FLANSCHE	LADEADAPTER
FRA	COMMANDE	RESSORT À GAZ	KIT DE RÉPARATION	BRIDE	RACCORD DE CHARGE
ITA	ORDINE	CILINDRO AD AZOTO	KIT DI MANUTENZIONE	FLANGE	ADATTATORE DI CARICO
ESP	PEDIDO	RESORTE DE GAS	KIT DE REPARACION	BRIDA	ADAPTADOR DE CARGA
POR	PEDIDO	CILINDRO DE GÁS	KIT DE MANUTENÇÃO	FLANGE	ADAPTADOR DE CARGA

KZ 1000

Compact Height

AZOL GAS

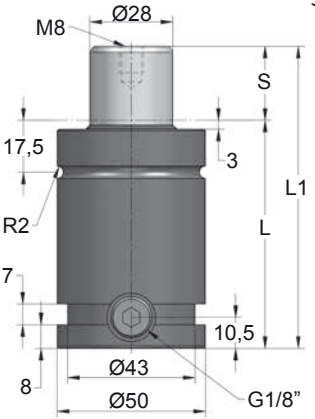

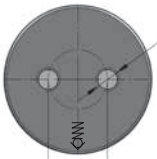

Newt

> Vmax

ORDER	S (mm)	L1 ±0.25 (mm)	L (mm)	Kg.
KZ 1000 013	13	78	65	0.74
KZ 1000 016	16	84	68	0.76
KZ 1000 019	19	90	71	0.79
KZ 1000 025	25	102	77	0.84
KZ 1000 032	32	116	84	0.90
KZ 1000 038	38	128	90	0.95
KZ 1000 050	50	152	102	1.05
KZ 1000 063	63	178	115	1.16
KZ 1000 075	75	202	127	1.26
KZ 1000 080	80	212	132	1.30
KZ 1000 100	100	252	152	1.47
KZ 1000 125	125	302	177	1.68

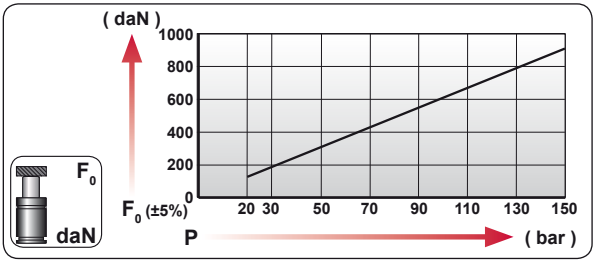

CODE	bar	psi	F_0 daN	F_1 daN
KZ 1000 050	150	2175	920	1495
KZ-H 1000 050	0	0	---	---

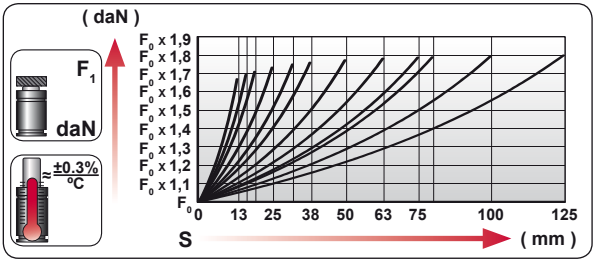

ENG	ORDER
DEU	BESTELLUNG
FRA	COMMANDE
ITA	ORDINE
ESP	PEDIDO
POR	PEDIDO



KZ 1000 50

KZ 1000 50

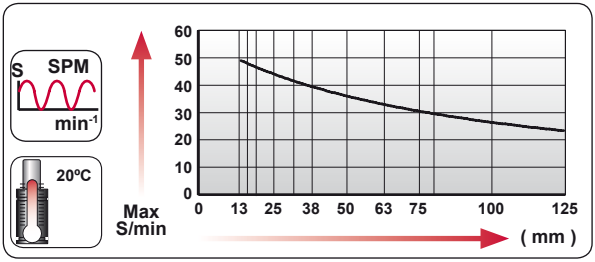



N_2	Smax < 90%	Vmax 1,6 m/s	bar psi 20 290	bar psi 150 2175	°C °F 0 32	°C °F 80 176	600 CP-

AZOL GAS

KZ 1000 MOUNTS

Compact Height

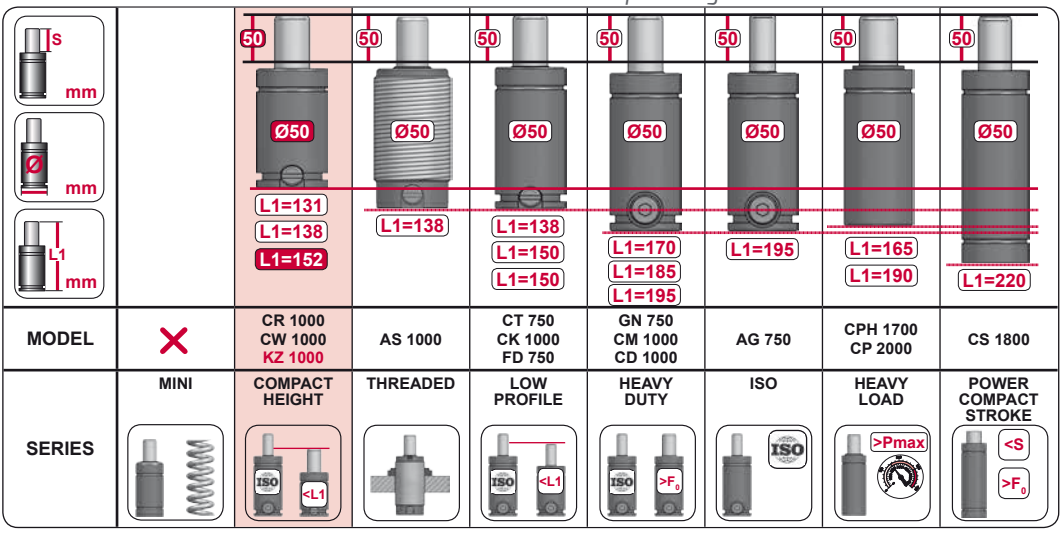

MODEL		CR 1000 CW 1000 KZ 1000	AS 1000	CT 750 CK 1000 FD 750	GN 750 CM 1000 CD 1000	AG 750	CPH 1700 CP 2000	CS 1800
SERIES	MINI	COMPACT HEIGHT	THREADED	LOW PROFILE	HEAVY DUTY	ISO	HEAVY LOAD	POWER COMPACT STROKE

A14-050

ISO · E24.54.815.G · EM24.54.700/F

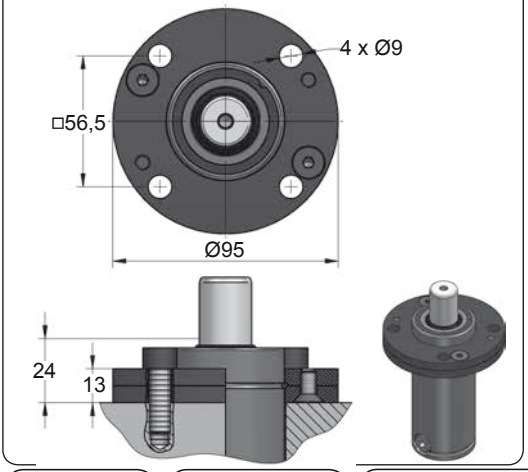

A34-050

ISO · VDI

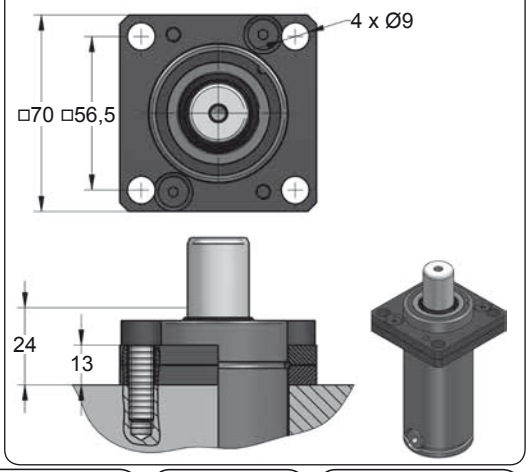



CODE		KZ 1000 050	KIT XXXXXXX-S KIT XXXXXXX-C	A14-050	18 GA 5
ENG	ORDER	GAS SPRING	REPAIR KIT	FLANGE	CHARGING ADAPTER
DEU	BESTELLUNG	GASDRUCKFEDER	ERSATZTEILSATZ	FLANSCHE	LADEADAPTER
FRA	COMMANDE	RESSORT À GAZ	KIT DE RÉPARATION	BRIDE	RACCORD DE CHARGE
ITA	ORDINE	CILINDRO AD AZOTO	KIT DI MANUTENZIONE	FLANGE	ADATTATORE DI CARICO
ESP	PEDIDO	RESORTE DE GAS	KIT DE REPARACION	BRIDA	ADAPTADOR DE CARGA
POR	PEDIDO	CILINDRO DE GÁS	KIT DE MANUTENÇÃO	FLANGE	ADAPTADOR DE CARGA

KZ 1000 MOUNTS

Compact Height

AZOL GAS

B13-050

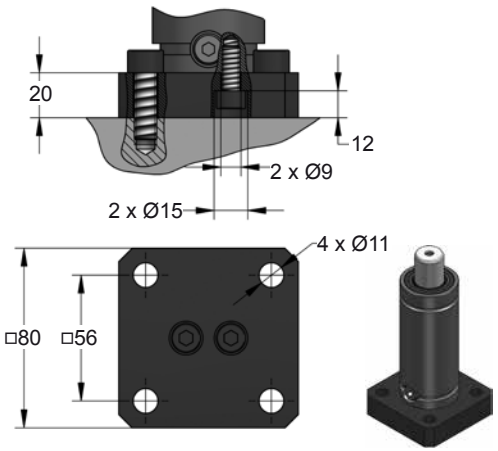

B18-050

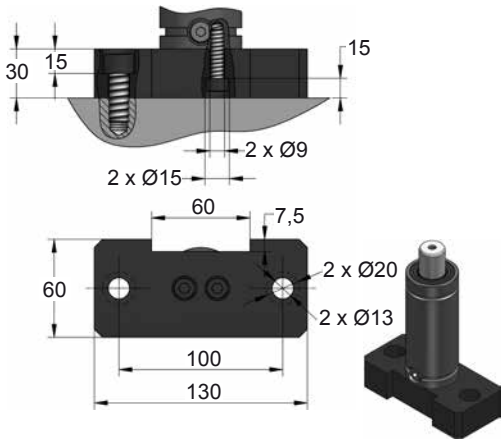

B28-050

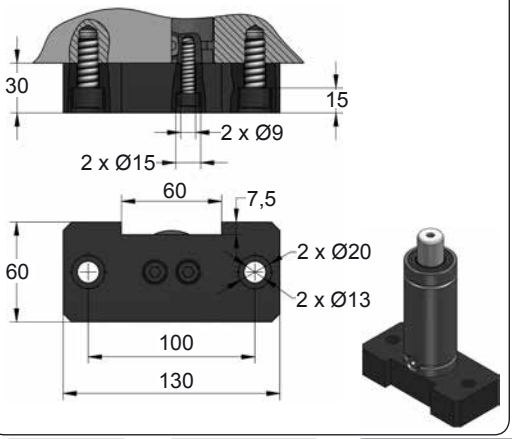

B98-050

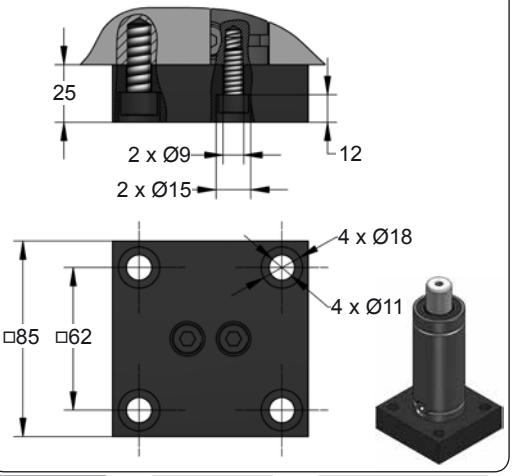







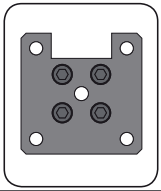

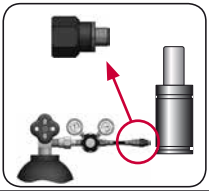

CODE		KZ 1000 050	KIT XXXXXXX-S KIT XXXXXXX-C	B13-050	18 GA 5
ENG	ORDER	GAS SPRING	REPAIR KIT	FLANGE	CHARGING ADAPTER
DEU	BESTELLUNG	GASDRUCKFEDER	ERSATZTEILSATZ	FLANSCHE	LADEADAPTER
FRA	COMMANDE	RESSORT À GAZ	KIT DE RÉPARATION	BRIDE	RACCORD DE CHARGE
ITA	ORDINE	CILINDRO AD AZOTO	KIT DI MANUTENZIONE	FLANGE	ADATTATORE DI CARICO
ESP	PEDIDO	RESORTE DE GAS	KIT DE REPARACION	BRIDA	ADAPTADOR DE CARGA
POR	PEDIDO	CILINDRO DE GÁS	KIT DE MANUTENÇÃO	FLANGE	ADAPTADOR DE CARGA

AZOL GAS

KZ 1000 MOUNTS

Compact Height

C05-050

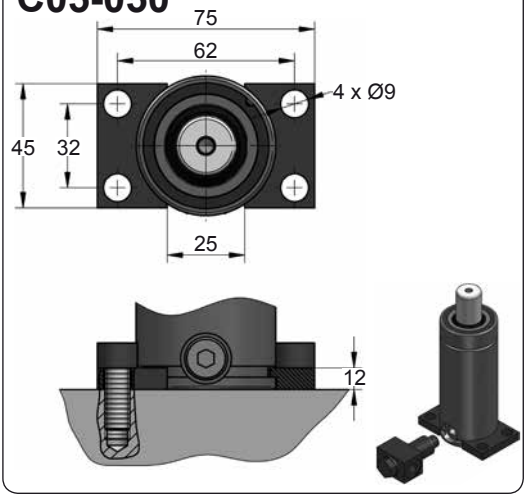

C20-050

ISO VDI E24.54.815.G EM24.54.700/F

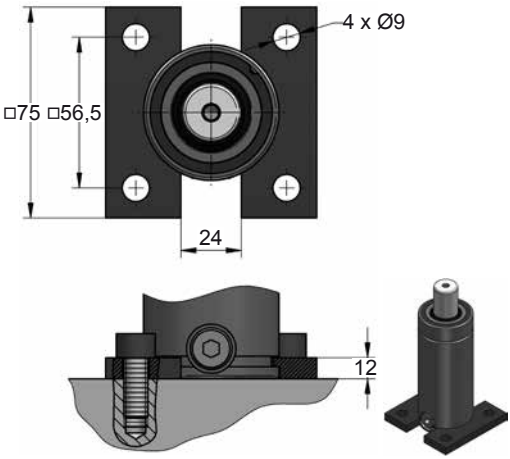

D02-050

ISO E24.54.815.G EM24.54.700/F

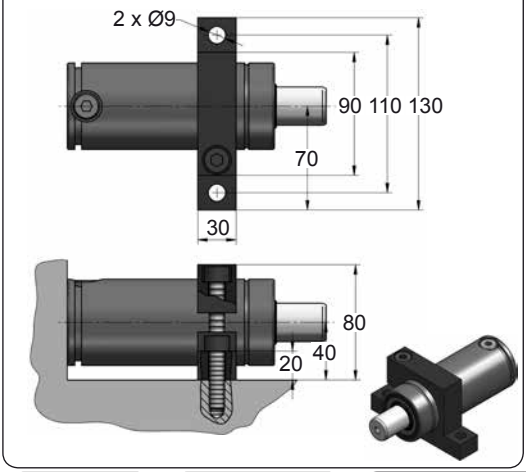

D82-050

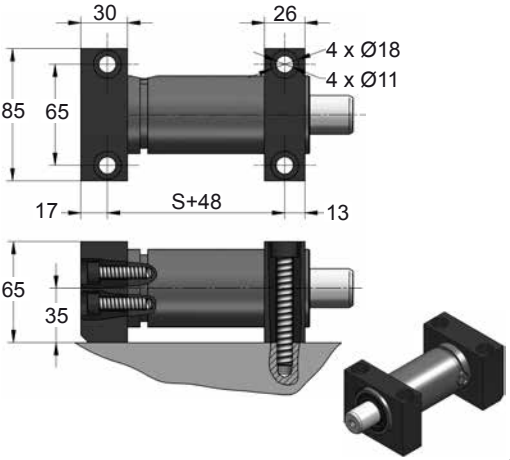







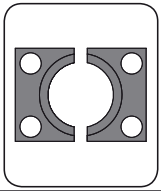

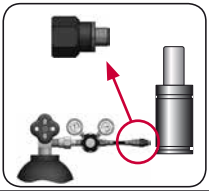

CODE		KZ 1000 050	KIT XXXXXXX-S KIT XXXXXXX-C	C05-050	18 GA 5
ENG	ORDER	GAS SPRING	REPAIR KIT	FLANGE	CHARGING ADAPTER
DEU	BESTELLUNG	GASDRUCKFEDER	ERSATZTEILSATZ	FLANSCHE	LADEADAPTER
FRA	COMMANDE	RESSORT À GAZ	KIT DE RÉPARATION	BRIDE	RACCORD DE CHARGE
ITA	ORDINE	CILINDRO AD AZOTO	KIT DI MANUTENZIONE	FLANGE	ADATTATORE DI CARICO
ESP	PEDIDO	RESORTE DE GAS	KIT DE REPARACION	BRIDA	ADAPTADOR DE CARGA
POR	PEDIDO	CILINDRO DE GÁS	KIT DE MANUTENÇÃO	FLANGE	ADAPTADOR DE CARGA

KZ 1500

Compact Height

AZOL GAS

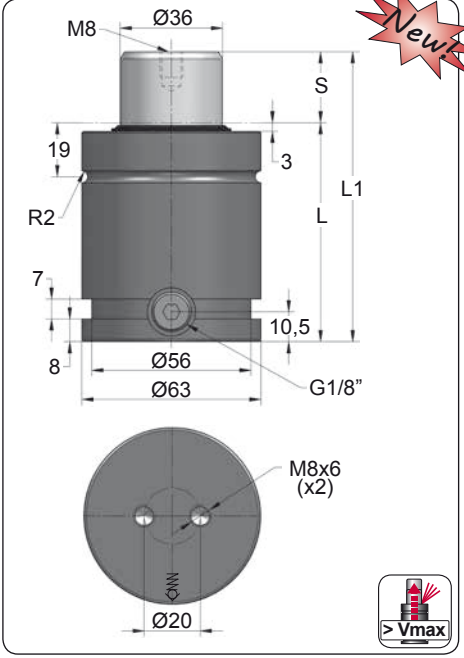

Newt

ORDER	S (mm)	L1 ±0.25 (mm)	L (mm)	Kg.
KZ 1500 013	13	78	65	1.17
KZ 1500 016	16	84	68	1.21
KZ 1500 019	19	90	71	1.25
KZ 1500 025	25	102	77	1.32
KZ 1500 032	32	116	84	1.41
KZ 1500 038	38	128	90	1.49
KZ 1500 050	50	152	102	1.64
KZ 1500 063	63	178	115	1.81
KZ 1500 075	75	202	127	1.97
KZ 1500 080	80	212	132	2.03
KZ 1500 100	100	252	152	2.29
KZ 1500 125	125	302	177	2.61

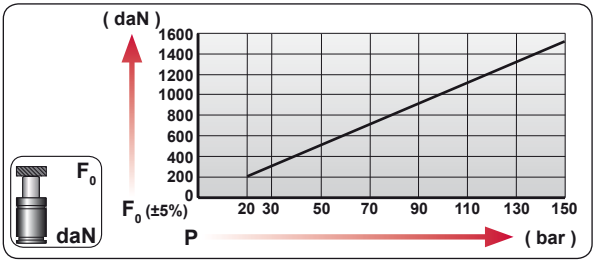

CODE	bar	psi	F_0 daN	F_1 daN
KZ 1500 050	150	2175	1530	2475
KZ-H 1500 050	0	0	---	---

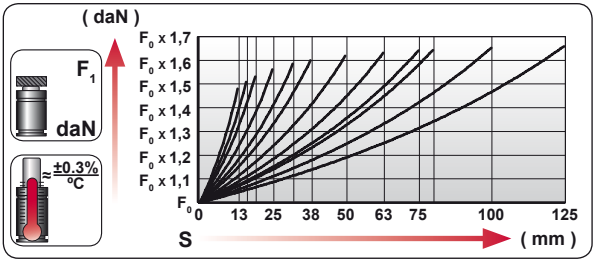

ENG	ORDER
DEU	BESTELLUNG
FRA	COMMANDE
ITA	ORDINE
ESP	PEDIDO
POR	PEDIDO



KZ 1500 50

KZ 1500 50

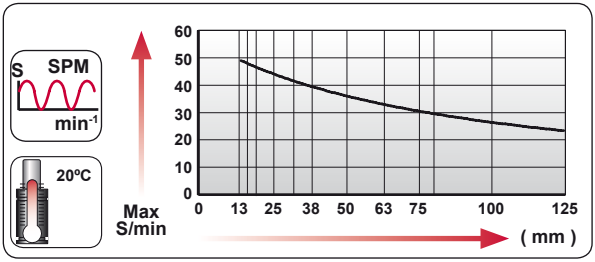



N_2	Smax < 90%	Vmax 1,6 m/s	bar psi 20 290	bar psi 150 2175	°C °F 0 32	°C °F 80 176	600 CP-

AZOL GAS

KZ 1500 MOUNTS

Compact Height

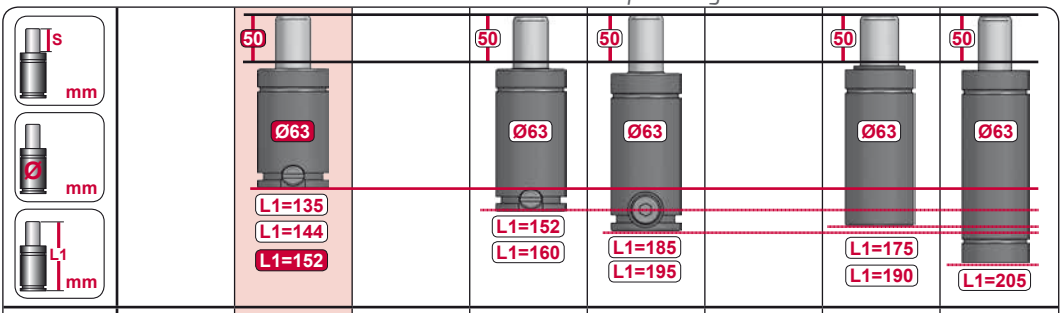

MODEL		CR 1500 CW 1500 KZ 1500		CT 1500 CK 1500	CM 1500 CD 1500		CPH 2800 CP 3000	CS 3000
SERIES	MINI	COMPACT HEIGHT	THREADED	LOW PROFILE	HEAVY DUTY	ISO	HEAVY LOAD	POWER COMPACT STROKE

A14-063

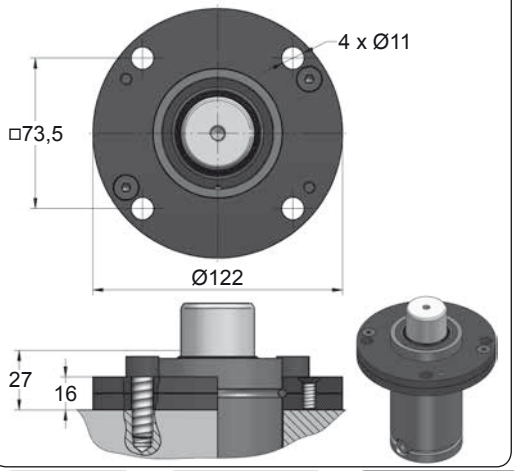

A69-063

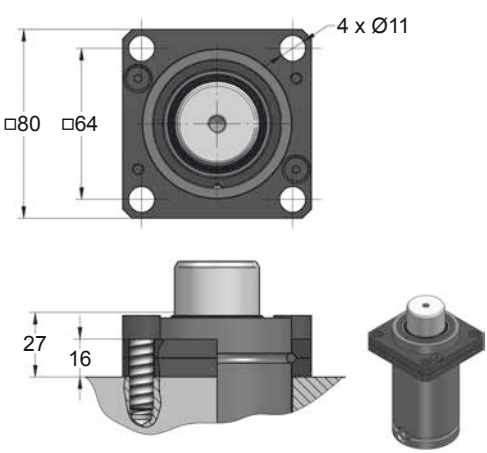







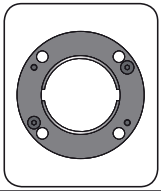

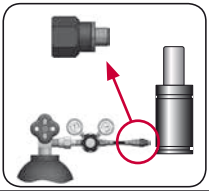

CODE		KZ 1500 050	KIT XXXXXXX-S KIT XXXXXXX-C	A14-063	18 GA 5
ENG	ORDER	GAS SPRING	REPAIR KIT	FLANGE	CHARGING ADAPTER
DEU	BESTELLUNG	GASDRUCKFEDER	ERSATZTEILSATZ	FLANSCHE	LADEADAPTER
FRA	COMMANDE	RESSORT À GAZ	KIT DE RÉPARATION	BRIDE	RACCORD DE CHARGE
ITA	ORDINE	CILINDRO AD AZOTO	KIT DI MANUTENZIONE	FLANGE	ADATTATORE DI CARICO
ESP	PEDIDO	RESORTE DE GAS	KIT DE REPARACION	BRIDA	ADAPTADOR DE CARGA
POR	PEDIDO	CILINDRO DE GÁS	KIT DE MANUTENÇÃO	FLANGE	ADAPTADOR DE CARGA

KZ 1500 MOUNTS

Compact Height

AZOL GAS

B36-063

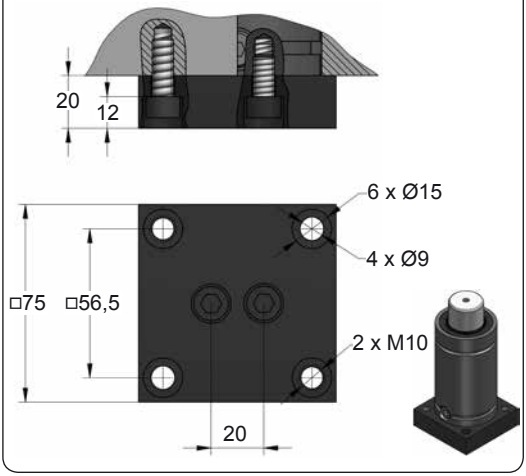

B41-063

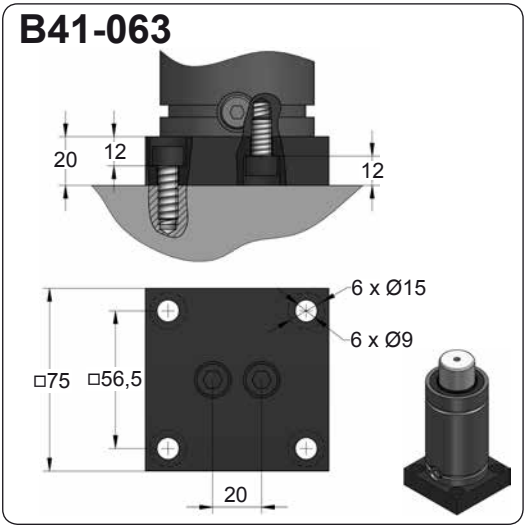

C05-063

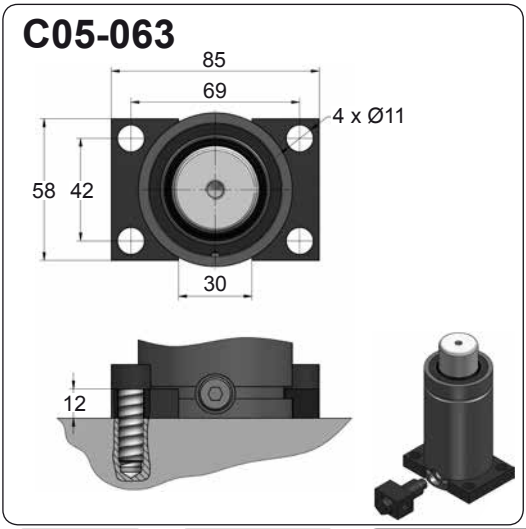

C35-063

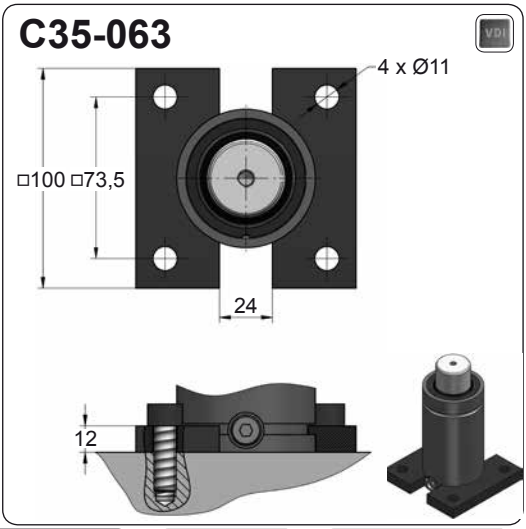







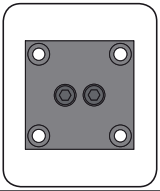

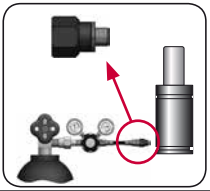

CODE		KZ 1500 050	KIT XXXXXXX-S KIT XXXXXXX-C	B36-063	18 GA 5
ENG	ORDER	GAS SPRING	REPAIR KIT	FLANGE	CHARGING ADAPTER
DEU	BESTELLUNG	GASDRUCKFEDER	ERSATZTEILSATZ	FLANSCHE	LADEADAPTER
FRA	COMMANDE	RESSORT À GAZ	KIT DE RÉPARATION	BRIDE	RACCORD DE CHARGE
ITA	ORDINE	CILINDRO AD AZOTO	KIT DI MANUTENZIONE	FLANGE	ADATTATORE DI CARICO
ESP	PEDIDO	RESORTE DE GAS	KIT DE REPARACION	BRIDA	ADAPTADOR DE CARGA
POR	PEDIDO	CILINDRO DE GÁS	KIT DE MANUTENÇÃO	FLANGE	ADAPTADOR DE CARGA

AZOL GAS

KZ 1500 MOUNTS

Compact Height

D02-063

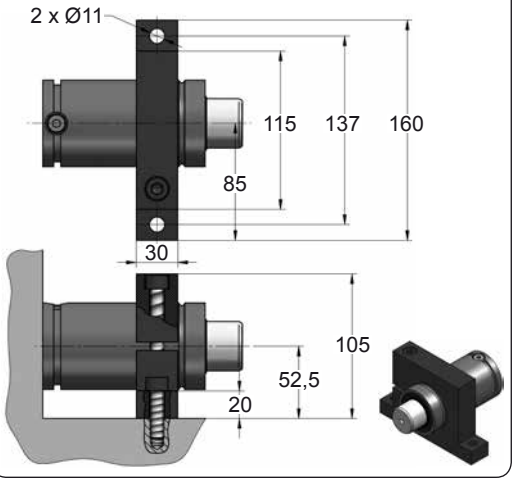

D67-063

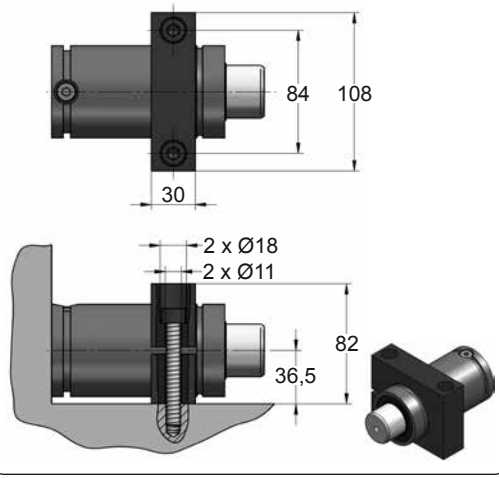







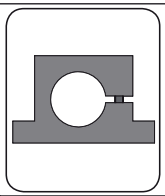

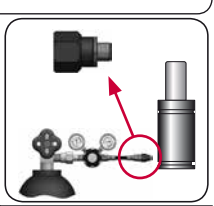

CODE		KZ 1500 050	KIT XXXXXXX-S KIT XXXXXXX-C	D02-063	18 GA 5
ENG	ORDER	GAS SPRING	REPAIR KIT	FLANGE	CHARGING ADAPTER
DEU	BESTELLUNG	GASDRUCKFEDER	ERSATZTEILSATZ	FLANSCHE	LADEADAPTER
FRA	COMMANDE	RESSORT À GAZ	KIT DE RÉPARATION	BRIDE	RACCORD DE CHARGE
ITA	ORDINE	CILINDRO AD AZOTO	KIT DI MANUTENZIONE	FLANGE	ADATTATORE DI CARICO
ESP	PEDIDO	RESORTE DE GAS	KIT DE REPARACION	BRIDA	ADAPTADOR DE CARGA
POR	PEDIDO	CILINDRO DE GÁS	KIT DE MANUTENÇÃO	FLANGE	ADAPTADOR DE CARGA

KZ 2400

Compact Height

AZOL GAS

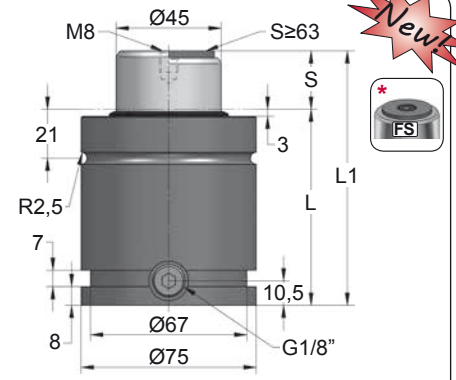

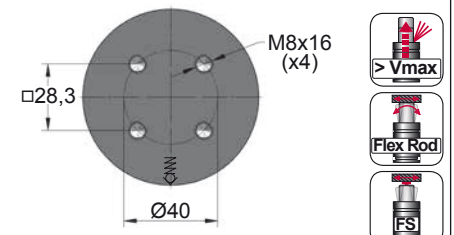

ORDER	S (mm)	L1 ±0.25 (mm)	L (mm)	Kg.
KZ 2400 016	16	91	75	1.89
KZ 2400 019	19	97	78	1.94
KZ 2400 025	25	109	84	2.04
KZ 2400 032	32	123	91	2.16
KZ 2400 038	38	135	97	2.26
KZ 2400 050	50	159	109	2.47
KZ 2400 063 *	63	185	122	2.69
KZ 2400 075 *	75	209	134	2.90
KZ 2400 080 *	80	219	139	2.98
KZ 2400 100 *	100	259	159	3.33
KZ 2400 125 *	125	309	184	3.75

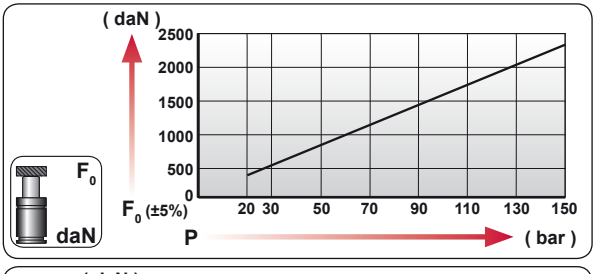

CODE	bar	psi	F_0 daN	F_1 daN
KZ 2400 050	150	2175	2385	3890
KZ-H 2400 050	0	0	---	---

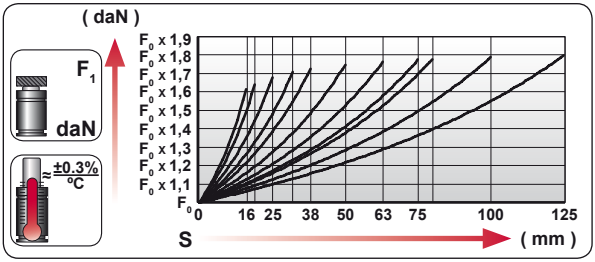

ENG	ORDER
DEU	BESTELLUNG
FRA	COMMANDE
ITA	ORDINE
ESP	PEDIDO
POR	PEDIDO

F_0 daN — S mm

KZ 2400 50

KZ 2400 50

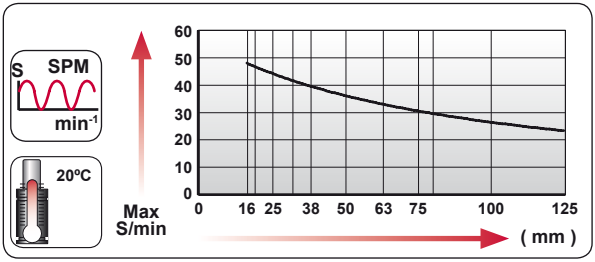



N_2	Smax < 90%	Vmax 1,6 m/s	bar psi 20 290	bar psi 150 2175	°C °F 0 32	°C °F 80 176	600 CP-

AZOL GAS

KZ 2400 MOUNTS

Compact Height

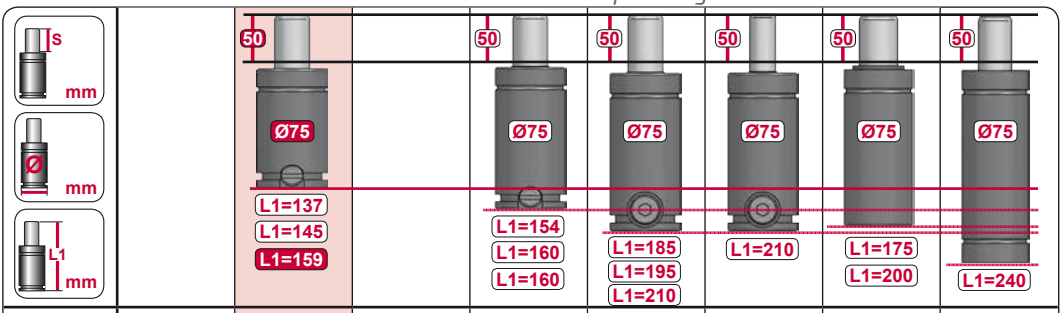

MODEL	×	CR 2400 CW 2400 KZ 2400	×	CT 2500 CK 2500 FD 1500	GN 1500 CM 2500 CD 2400	AG 1500	CPH 4300 CP 5000	CS 4700
SERIES	MINI	COMPACT HEIGHT	THREADED	LOW PROFILE	HEAVY DUTY	ISO	HEAVY LOAD	POWER COMPACT STROKE

A14-075

ISO E24.54.815.G EM24.54.700/F

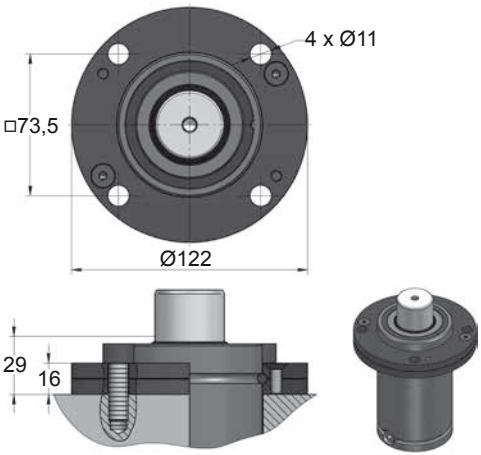

A34-075

ISO VDI

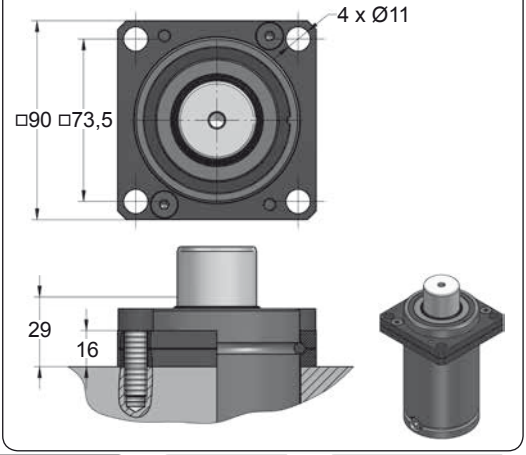



CODE		KZ 2400 050	KIT XXXXXXX-S KIT XXXXXXX-C	A14-075	18 GA 5
ENG	ORDER	GAS SPRING	REPAIR KIT	FLANGE	CHARGING ADAPTER
DEU	BESTELLUNG	GASDRUCKFEDER	ERSATZTEILSATZ	FLANSCHE	LADEADAPTER
FRA	COMMANDE	RESSORT À GAZ	KIT DE RÉPARATION	BRIDE	RACCORD DE CHARGE
ITA	ORDINE	CILINDRO AD AZOTO	KIT DI MANUTENZIONE	FLANGE	ADATTATORE DI CARICO
ESP	PEDIDO	RESORTE DE GAS	KIT DE REPARACION	BRIDA	ADAPTADOR DE CARGA
POR	PEDIDO	CILINDRO DE GÁS	KIT DE MANUTENÇÃO	FLANGE	ADAPTADOR DE CARGA

KZ 2400 MOUNTS

Compact Height

AZOL GAS

B13-075

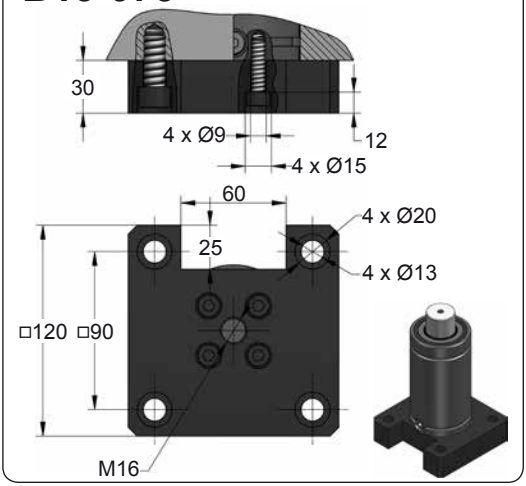

B18-075

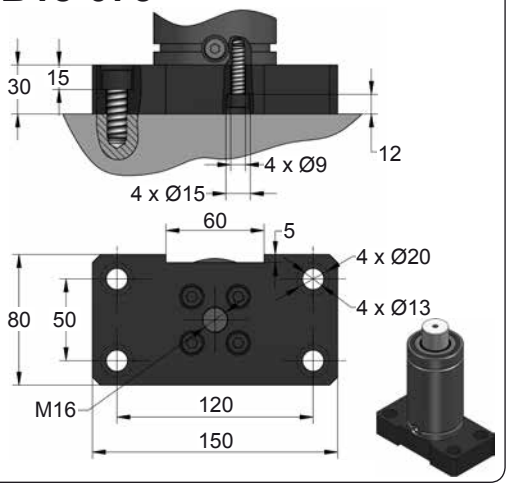

B23-075

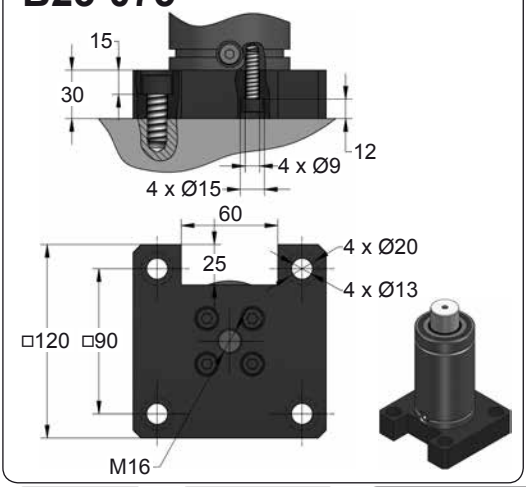

B98-075

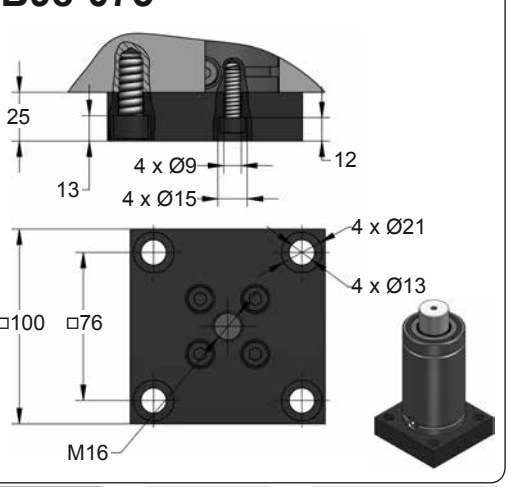







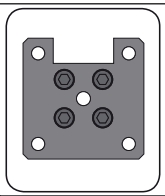

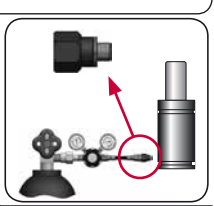

CODE		KZ 2400 050	KIT XXXXXXX-S KIT XXXXXXX-C	B13-075	18 GA 5
ENG	ORDER	GAS SPRING	REPAIR KIT	FLANGE	CHARGING ADAPTER
DEU	BESTELLUNG	GASDRUCKFEDER	ERSATZTEILSATZ	FLANSCHE	LADEADAPTER
FRA	COMMANDE	RESSORT À GAZ	KIT DE RÉPARATION	BRIDE	RACCORD DE CHARGE
ITA	ORDINE	CILINDRO AD AZOTO	KIT DI MANUTENZIONE	FLANGE	ADATTATORE DI CARICO
ESP	PEDIDO	RESORTE DE GAS	KIT DE REPARACION	BRIDA	ADAPTADOR DE CARGA
POR	PEDIDO	CILINDRO DE GÁS	KIT DE MANUTENÇÃO	FLANGE	ADAPTADOR DE CARGA

AZOL GAS

KZ 2400 MOUNTS

Compact Height

C05-075

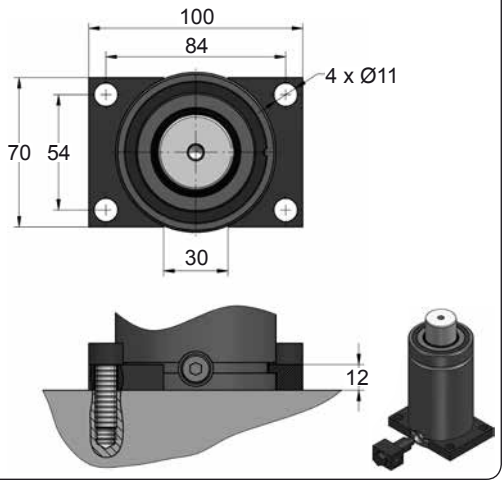

C20-075

ISO VDI E24.54.815.G EM24.54.700/F

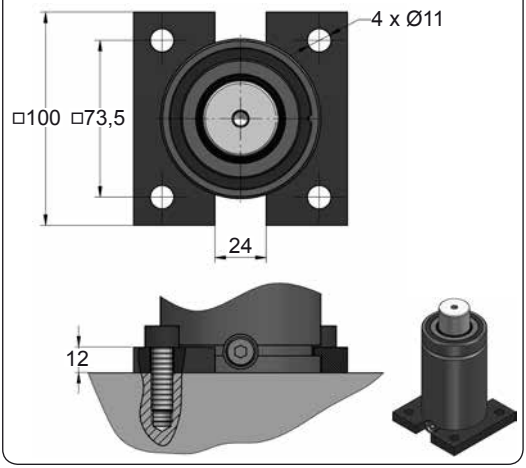

D02-075

ISO E24.54.815.G EM24.54.700/F

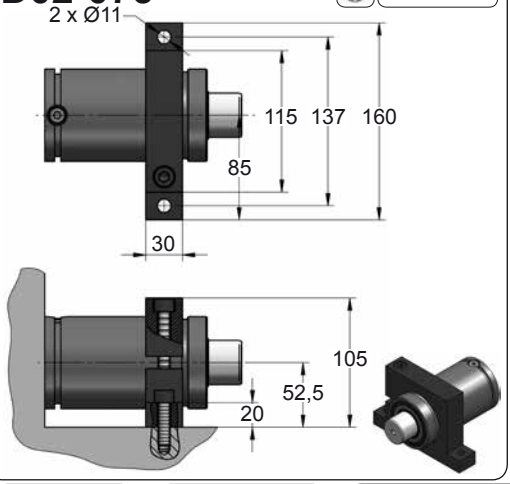

D82-075

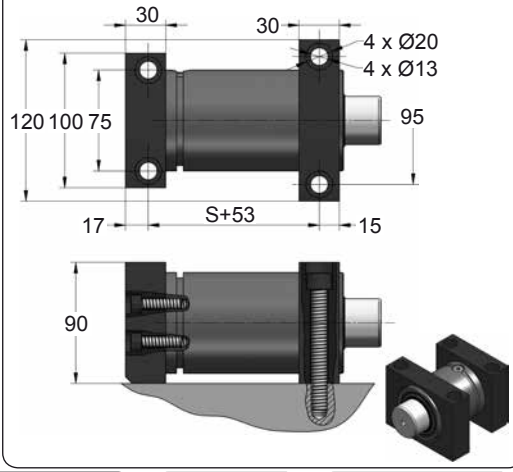







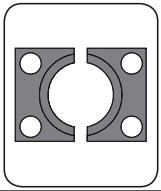

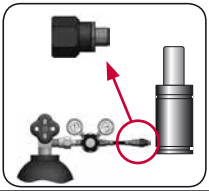

CODE		KZ 2400 050	KIT XXXXXXX-S KIT XXXXXXX-C	C05-075	18 GA 5
ENG	ORDER	GAS SPRING	REPAIR KIT	FLANGE	CHARGING ADAPTER
DEU	BESTELLUNG	GASDRUCKFEDER	ERSATZTEILSATZ	FLANSCHE	LADEADAPTER
FRA	COMMANDE	RESSORT À GAZ	KIT DE RÉPARATION	BRIDE	RACCORD DE CHARGE
ITA	ORDINE	CILINDRO AD AZOTO	KIT DI MANUTENZIONE	FLANGE	ADATTATORE DI CARICO
ESP	PEDIDO	RESORTE DE GAS	KIT DE REPARACION	BRIDA	ADAPTADOR DE CARGA
POR	PEDIDO	CILINDRO DE GÁS	KIT DE MANUTENÇÃO	FLANGE	ADAPTADOR DE CARGA

KZ 4200

Compact Height

AZOL GAS

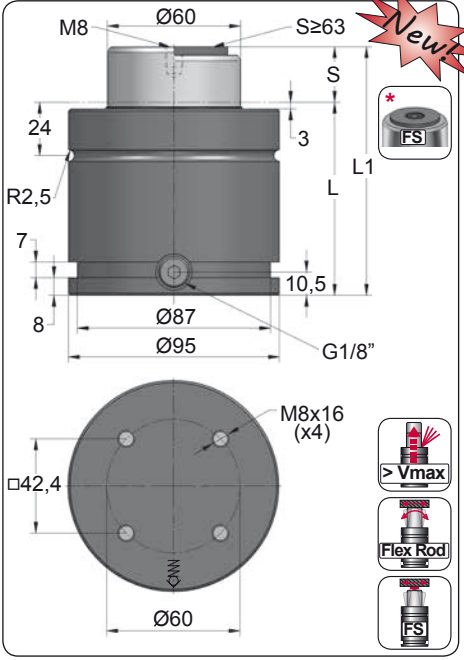

ORDER	S (mm)	L1 ±0.25 (mm)	L (mm)	Kg.
KZ 4200 016	16	94	78	3.19
KZ 4200 019	19	100	81	3.27
KZ 4200 025	25	112	87	3.44
KZ 4200 032	32	126	94	3.64
KZ 4200 038	38	138	100	3.81
KZ 4200 050	50	162	112	4.16
KZ 4200 063 *	63	188	125	4.53
KZ 4200 075 *	75	212	137	4.87
KZ 4200 080 *	80	222	142	5.01
KZ 4200 100 *	100	262	162	5.58
KZ 4200 125 *	125	312	187	6.29

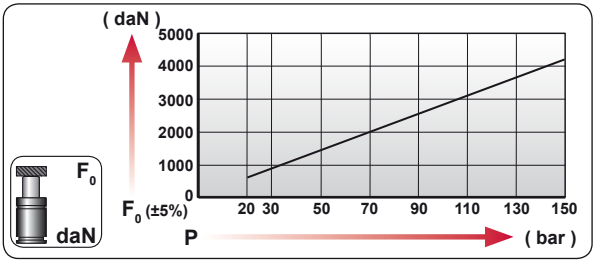

CODE	bar	psi	F0 daN	F1 daN
KZ 4200 050	150	2175	4240	7200
KZ-H 4200 050	0	0	---	---

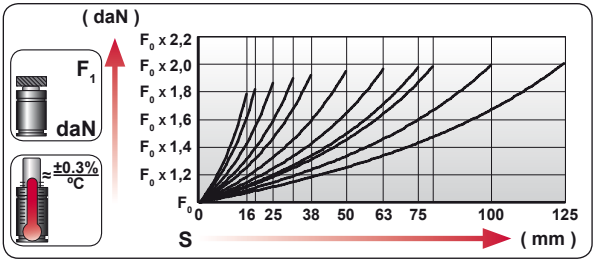

ENG	ORDER
DEU	BESTELLUNG
FRA	COMMANDE
ITA	ORDINE
ESP	PEDIDO
POR	PEDIDO

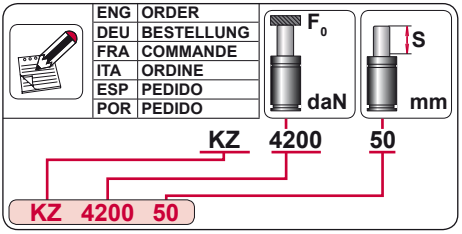

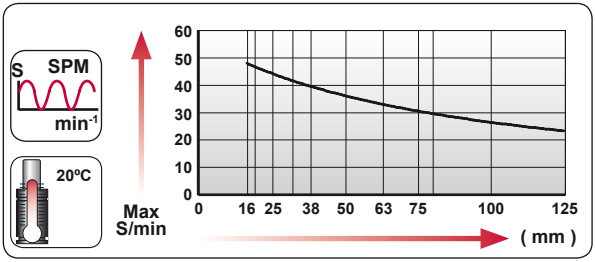



N_2	Smax < 90%	Vmax 1,6 m/s	bar psi 20 290	bar psi 150 2175	°C °F 0 32	°C °F 80 176	600 CP-

AZOL GAS

KZ 4200 MOUNTS

Compact Height

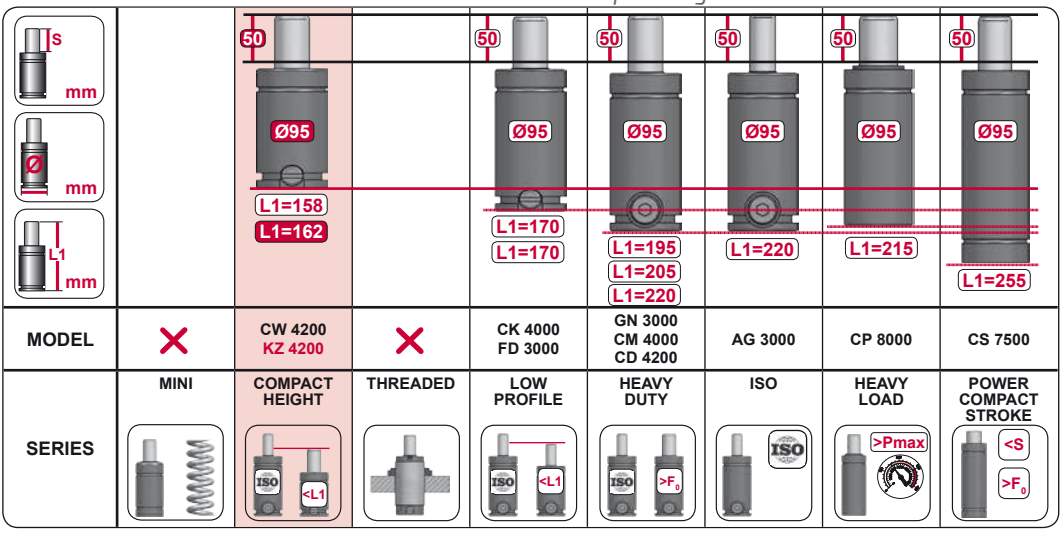

MODEL	✕	CW 4200 KZ 4200	✕	CK 4000 FD 3000	GN 3000 CM 4000 CD 4200	AG 3000	CP 8000	CS 7500
SERIES	MINI	COMPACT HEIGHT	THREADED	LOW PROFILE	HEAVY DUTY	ISO	HEAVY LOAD	POWER COMPACT STROKE

A14-095

ISO E24.54.815.G EM24.54.700/F

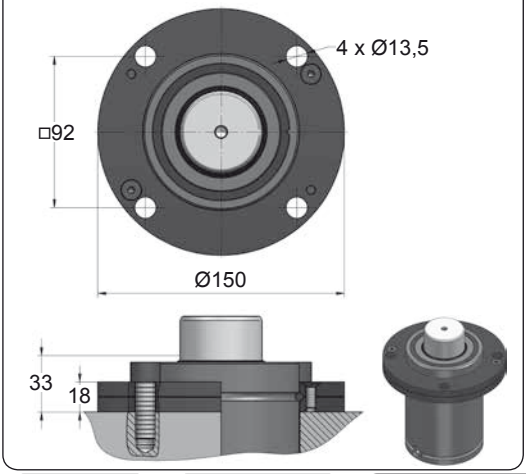

A34-095

ISO VDI

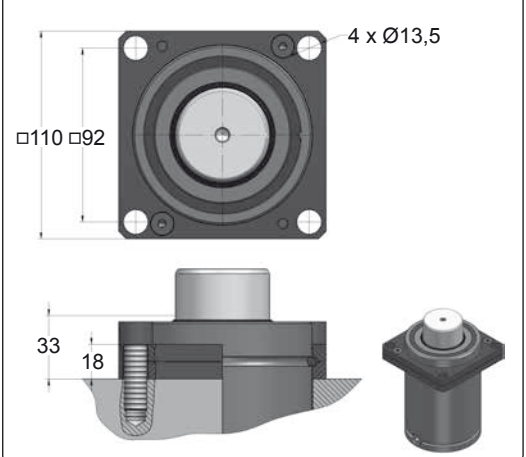



CODE		KZ 4200 050	KIT XXXXXXX-S KIT XXXXXXX-C	A14-095	18 GA 5
ENG	ORDER	GAS SPRING	REPAIR KIT	FLANGE	CHARGING ADAPTER
DEU	BESTELLUNG	GASDRUCKFEDER	ERSATZTEILSATZ	FLANSCHE	LADEADAPTER
FRA	COMMANDE	RESSORT À GAZ	KIT DE RÉPARATION	BRIDE	RACCORD DE CHARGE
ITA	ORDINE	CILINDRO AD AZOTO	KIT DI MANUTENZIONE	FLANGE	ADATTATORE DI CARICO
ESP	PEDIDO	RESORTE DE GAS	KIT DE REPARACION	BRIDA	ADAPTADOR DE CARGA
POR	PEDIDO	CILINDRO DE GÁS	KIT DE MANUTENÇÃO	FLANGE	ADAPTADOR DE CARGA

KZ 4200 MOUNTS

Compact Height

AZOL GAS

B13-095

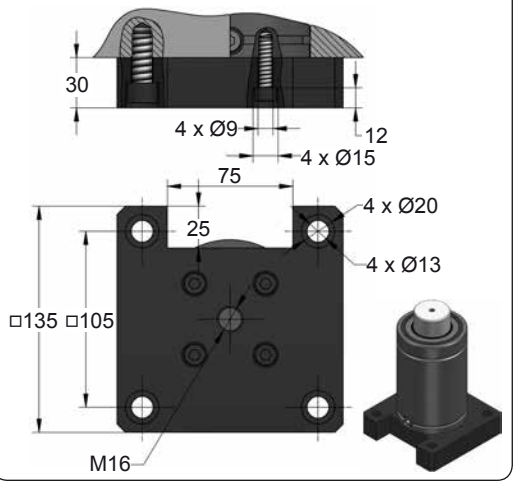

B18-095

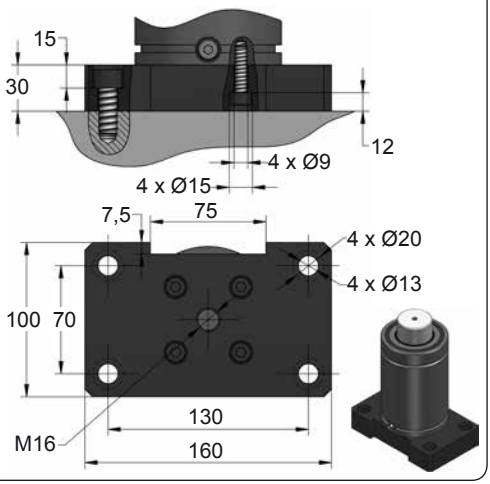

B23-095

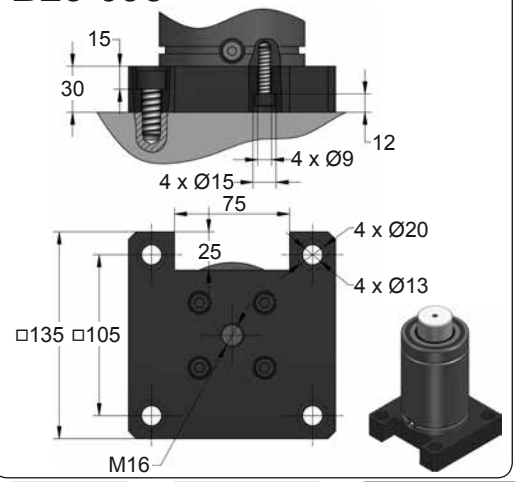

B28-095

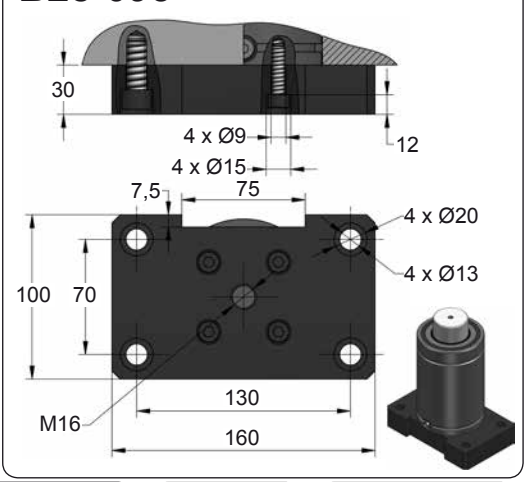







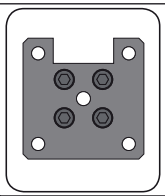

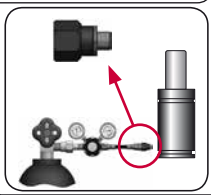

CODE		KZ 4200 050	KIT XXXXXXX-S KIT XXXXXXX-C	B13-095	18 GA 5
ENG	ORDER	GAS SPRING	REPAIR KIT	FLANGE	CHARGING ADAPTER
DEU	BESTELLUNG	GASDRUCKFEDER	ERSATZTEILSATZ	FLANSCHE	LADEADAPTER
FRA	COMMANDE	RESSORT À GAZ	KIT DE RÉPARATION	BRIDE	RACCORD DE CHARGE
ITA	ORDINE	CILINDRO AD AZOTO	KIT DI MANUTENZIONE	FLANGE	ADATTATORE DI CARICO
ESP	PEDIDO	RESORTE DE GAS	KIT DE REPARACION	BRIDA	ADAPTADOR DE CARGA
POR	PEDIDO	CILINDRO DE GÁS	KIT DE MANUTENÇÃO	FLANGE	ADAPTADOR DE CARGA

AZOL GAS

KZ 4200 MOUNTS

Compact Height

B98-095

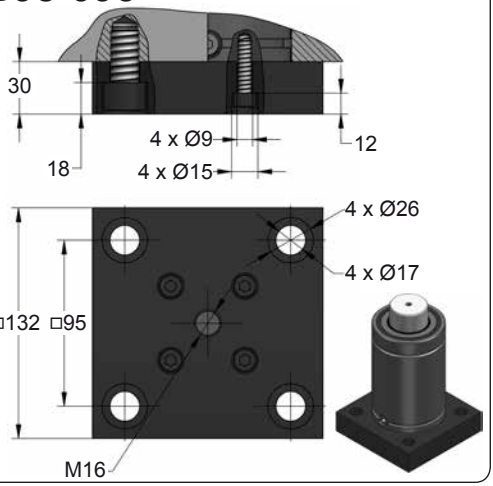

C05-095

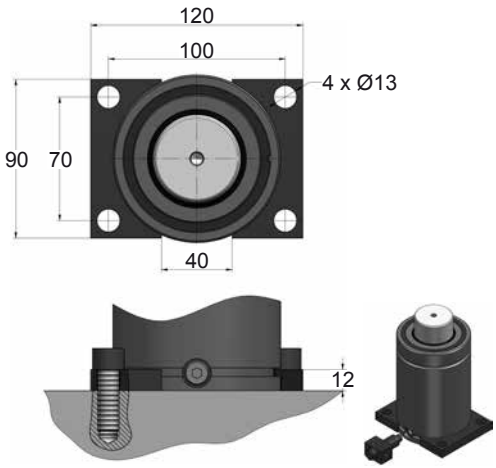

C20-095

ISO · E24.54.815.G · EM24.54.700/F

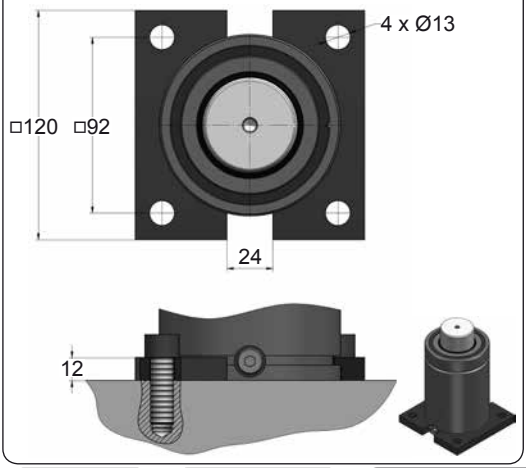

D02-095

ISO · E24.54.815.G · EM24.54.700/F

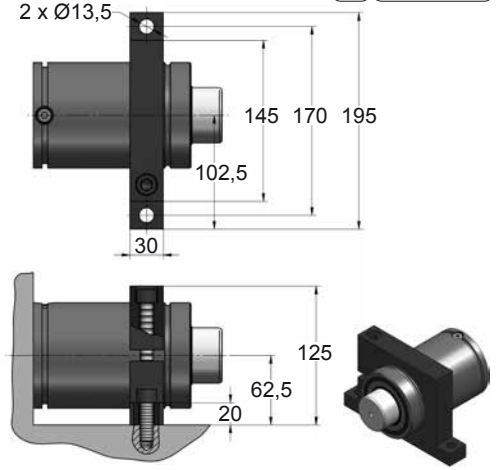







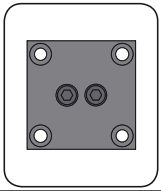

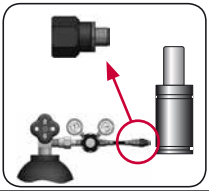

CODE		KZ 4200 050	KIT XXXXXXX-S KIT XXXXXXX-C	B98-095	18 GA 5
ENG	ORDER	GAS SPRING	REPAIR KIT	FLANGE	CHARGING ADAPTER
DEU	BESTELLUNG	GASDRUCKFEDER	ERSATZTEILSATZ	FLANSCHE	LADEADAPTER
FRA	COMMANDE	RESSORT À GAZ	KIT DE RÉPARATION	BRIDE	RACCORD DE CHARGE
ITA	ORDINE	CILINDRO AD AZOTO	KIT DI MANUTENZIONE	FLANGE	ADATTATORE DI CARICO
ESP	PEDIDO	RESORTE DE GAS	KIT DE REPARACION	BRIDA	ADAPTADOR DE CARGA
POR	PEDIDO	CILINDRO DE GÁS	KIT DE MANUTENÇÃO	FLANGE	ADAPTADOR DE CARGA

KZ 6600

Compact Height

AZOL GAS

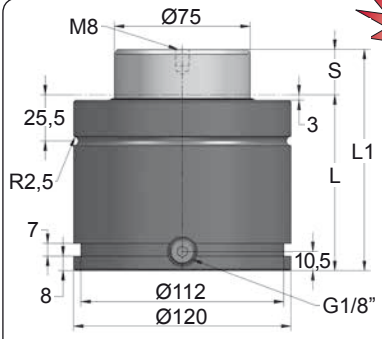

Newt

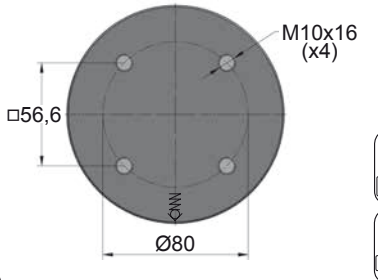



ORDER	S (mm)	L1 ±0,25 (mm)	L (mm)	Kg.
KZ 6600 016	16	104	88	5.89
KZ 6600 019	19	110	91	6.03
KZ 6600 025	25	122	97	6.31
KZ 6600 032	32	136	104	6.63
KZ 6600 038	38	148	110	6.91
KZ 6600 050	50	172	122	7.47
KZ 6600 063	63	198	135	8.07
KZ 6600 075	75	222	147	8.63
KZ 6600 080	80	232	152	8.86
KZ 6600 100	100	272	172	9.79
KZ 6600 125	125	322	197	10.95

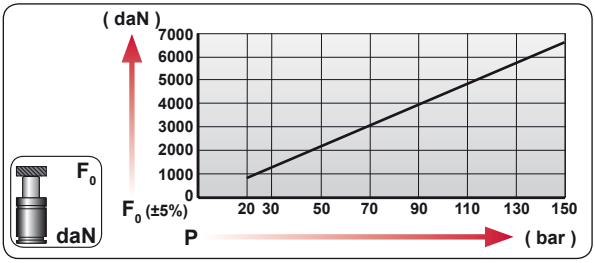

CODE		bar	psi	F0 daN	F1 daN
KZ 6600 050		150	2175	6630	10990
KZ-H 6600 050		0	0	---	---

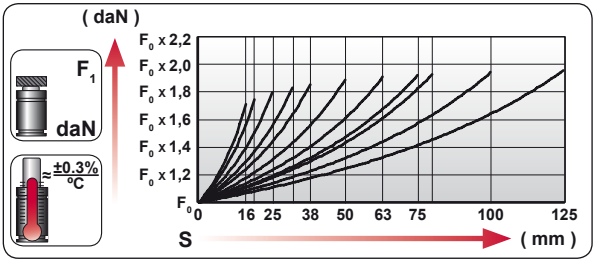

ENG	ORDER
DEU	BESTELLUNG
FRA	COMMANDE
ITA	ORDINE
ESP	PEDIDO
POR	PEDIDO

F0 daN — S mm

KZ 6600 50

KZ 6600 50

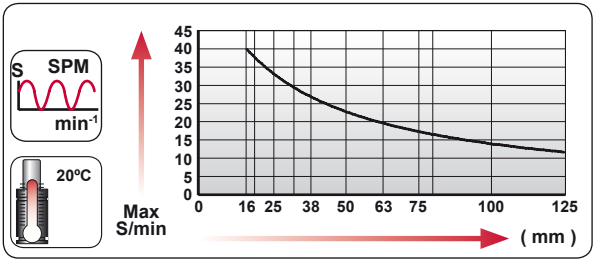



N_2	Smax < 90%	Vmax 1,6 m/s	bar psi 20 290	bar psi 150 2175	ºC ºF 0 32	ºC ºF 80 176	600 CP-

AZOL GAS

KZ 6600 MOUNTS

Compact Height

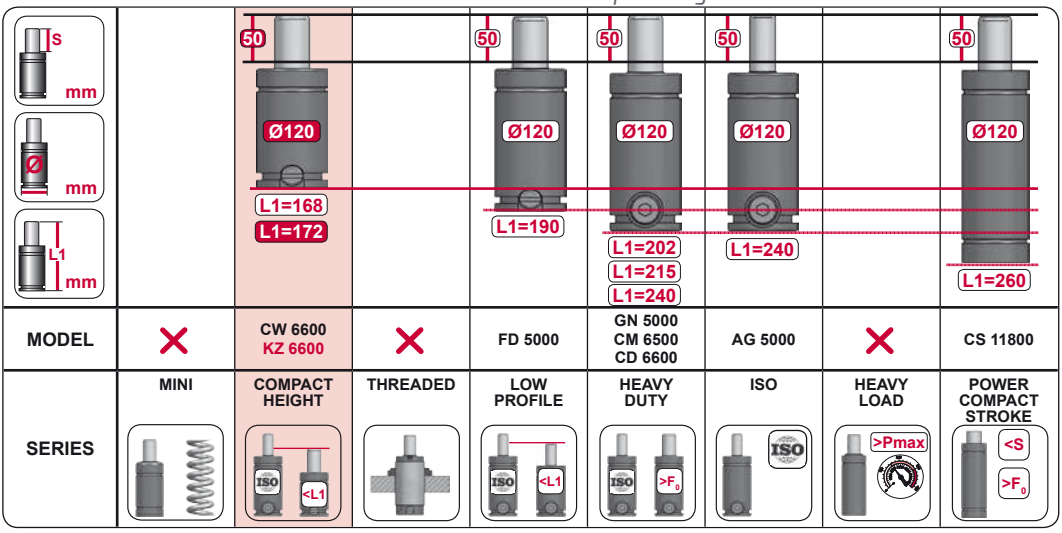

MODEL		CW 6600 KZ 6600		FD 5000	GN 5000 CM 6500 CD 6600	AG 5000		CS 11800
SERIES	MINI	COMPACT HEIGHT	THREADED	LOW PROFILE	HEAVY DUTY	ISO	HEAVY LOAD	POWER COMPACT STROKE

A14-120

E24.54.815.G
EM24.54.700/F

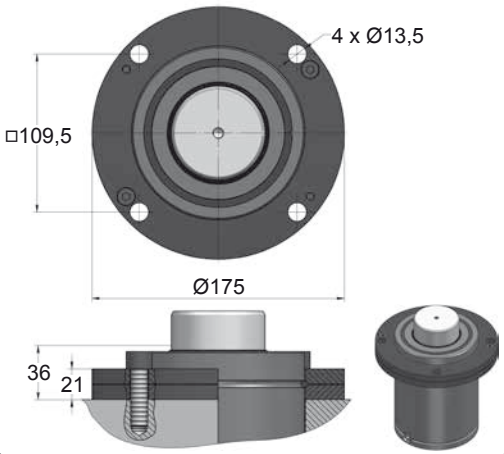

A34-120

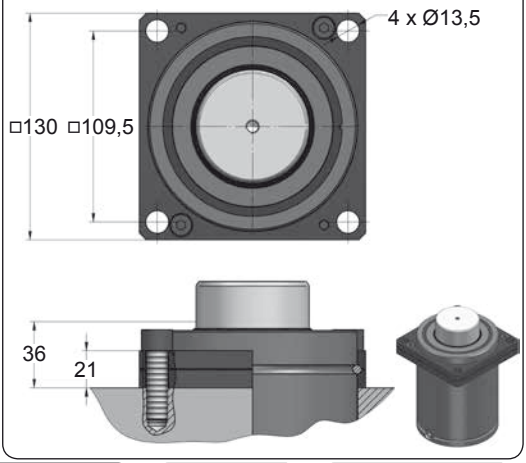



CODE		KZ 6600 050	KIT XXXXXXX-S KIT XXXXXXX-C	A14-120	18 GA 5
ENG	ORDER	GAS SPRING	REPAIR KIT	FLANGE	CHARGING ADAPTER
DEU	BESTELLUNG	GASDRUCKFEDER	ERSATZTEILSATZ	FLANSCHE	LADEADAPTER
FRA	COMMANDE	RESSORT À GAZ	KIT DE RÉPARATION	BRIDE	RACCORD DE CHARGE
ITA	ORDINE	CILINDRO AD AZOTO	KIT DI MANUTENZIONE	FLANGE	ADATTATORE DI CARICO
ESP	PEDIDO	RESORTE DE GAS	KIT DE REPARACION	BRIDA	ADAPTADOR DE CARGA
POR	PEDIDO	CILINDRO DE GÁS	KIT DE MANUTENÇÃO	FLANGE	ADAPTADOR DE CARGA

KZ 6600 MOUNTS

Compact Height

AZOL GAS

B13-120

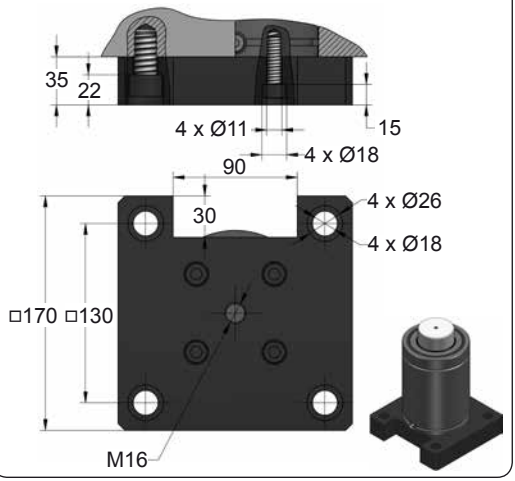

B18-120

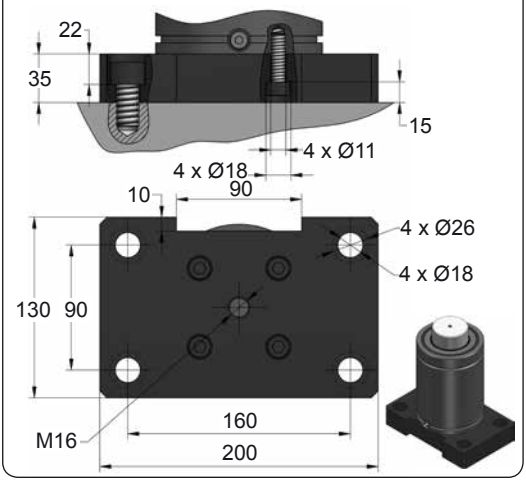

B23-120

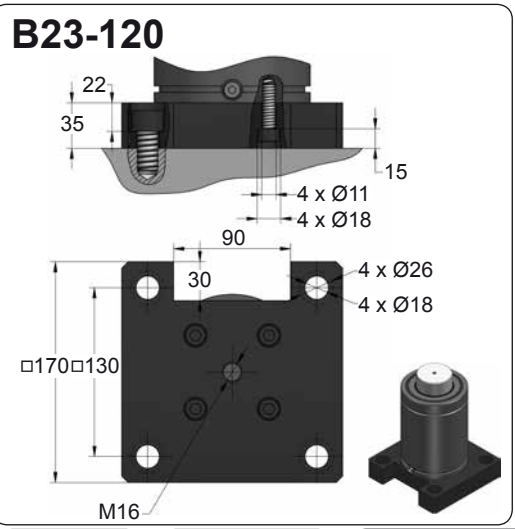

B28-120

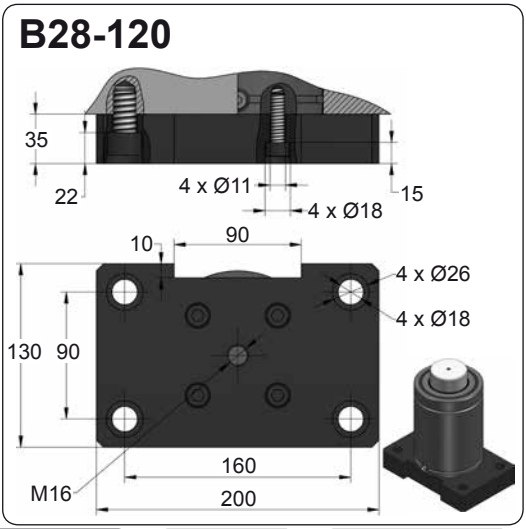







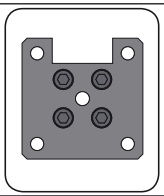

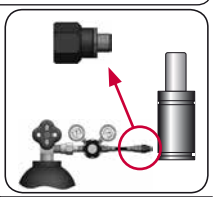

CODE		KZ 6600 050	KIT XXXXXXX-S KIT XXXXXXX-C	B13-120	18 GA 5
ENG	ORDER	GAS SPRING	REPAIR KIT	FLANGE	CHARGING ADAPTER
DEU	BESTELLUNG	GASDRUCKFEDER	ERSATZTEILSATZ	FLANSCHE	LADEADAPTER
FRA	COMMANDE	RESSORT À GAZ	KIT DE RÉPARATION	BRIDE	RACCORD DE CHARGE
ITA	ORDINE	CILINDRO AD AZOTO	KIT DI MANUTENZIONE	FLANGE	ADATTATORE DI CARICO
ESP	PEDIDO	RESORTE DE GAS	KIT DE REPARACION	BRIDA	ADAPTADOR DE CARGA
POR	PEDIDO	CILINDRO DE GÁS	KIT DE MANUTENÇÃO	FLANGE	ADAPTADOR DE CARGA

AZOL GAS

KZ 6600 MOUNTS

Compact Height

C05-120

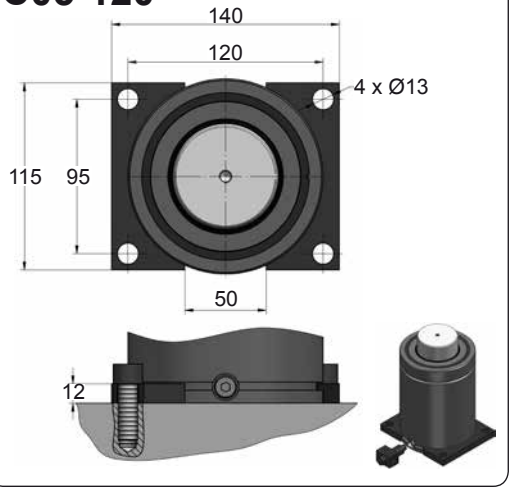

C20-120

E24.54.815.G
EM24.54.700/F

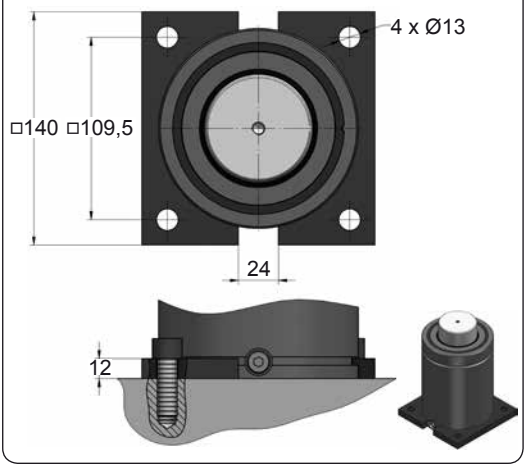

D02-120

E24.54.815.G
EM24.54.700/F

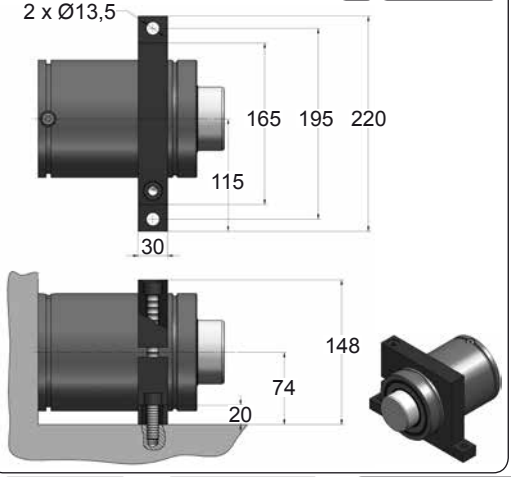

D67-120

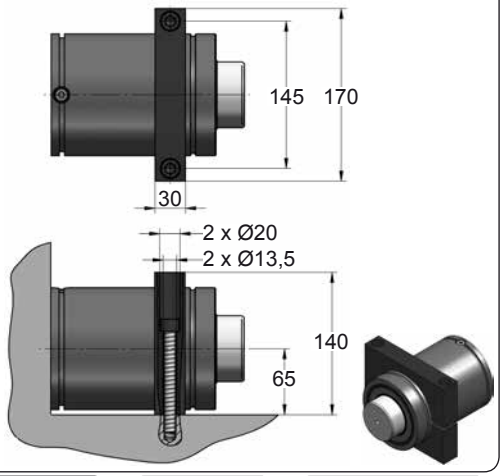







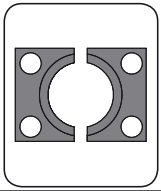

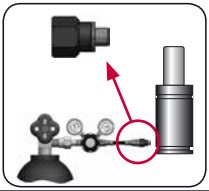

CODE		KZ 6600 050	KIT XXXXXXX-S KIT XXXXXXX-C	C05-120	18 GA 5
ENG	ORDER	GAS SPRING	REPAIR KIT	FLANGE	CHARGING ADAPTER
DEU	BESTELLUNG	GASDRUCKFEDER	ERSATZTEILSATZ	FLANSCHE	LADEADAPTER
FRA	COMMANDE	RESSORT À GAZ	KIT DE RÉPARATION	BRIDE	RACCORD DE CHARGE
ITA	ORDINE	CILINDRO AD AZOTO	KIT DI MANUTENZIONE	FLANGE	ADATTATORE DI CARICO
ESP	PEDIDO	RESORTE DE GAS	KIT DE REPARACION	BRIDA	ADAPTADOR DE CARGA
POR	PEDIDO	CILINDRO DE GÁS	KIT DE MANUTENÇÃO	FLANGE	ADAPTADOR DE CARGA

AZOL GAS CW COMPACT HEIGHT MEDIUM

MODEL	F_0	Ø	S	L1	Pmax	Charge Port		
CW 170 V1	170	Ø19	7 - 125	44 - 285	180	M6	✗	✗
CW 320 V1	320	Ø25	7 - 125	44 - 285	180	M6	✗	✗
CW 350	350	Ø32	10 - 125	50 - 280	180	M6	✓	✓
CW 500	500	Ø38	10 - 125	50 - 280	150	M6	✓	✓
CW 750	750	Ø45	10 - 125	52 - 282	150	M6	✓	✓
CWC 750 V1	750	Ø45	10 - 125	62 - 292	150	G1/8"	✓	✓
CW 1000 V1	1000	Ø50	13 - 125	64 - 288	150	M6	✓	✓
CWC 1000 V2	1000	Ø50	13 - 125	74 - 298	150	G1/8"	✓	✓
CW 1500	1500	Ø63	13 - 125	70 - 294	150	M6	✓	✓
CWC 1500	1500	Ø63	13 - 125	80 - 304	150	G1/8"	✓	✓
CW 2400 V1	2400	Ø75	5 - 125	55 - 295	150	M6	✓	✓
CWC 2400 V2	2400	Ø75	10 - 125	75 - 305	150	G1/8"	✓	✓
CW 4200 V1	4200	Ø95	16 - 125	90 - 308	150	G1/8"	✓	✓
CW 6600	6600	Ø120	16 - 125	100 - 318	150	G1/8"	✓	✓
CW 9500	9500	Ø150	19 - 125	116 - 328	150	G1/8"	✓	✓
CW 11800	11800	Ø150	19 - 125	116 - 328	150	G1/8"	✓	✓
CW 20000	20000	Ø195	19 - 125	148 - 360	150	G1/8"	✓	✓

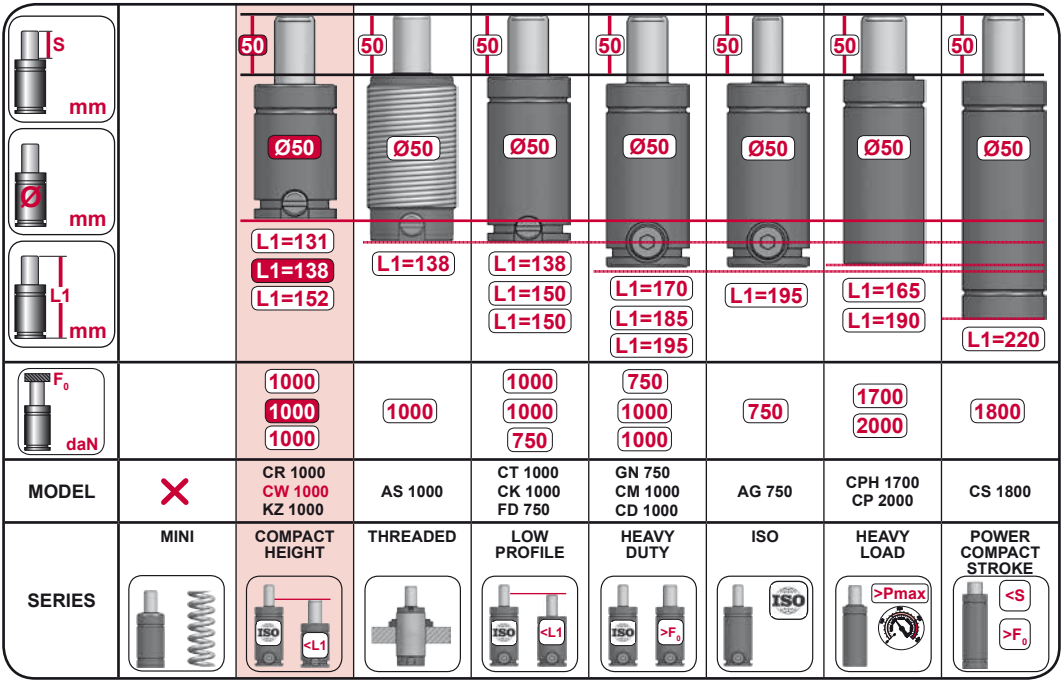

CW 170 V1

Compact Height

BMW	B2 4005		
MB	B8 3180 220 000 004		
VW	39D 997		

AZOL GAS

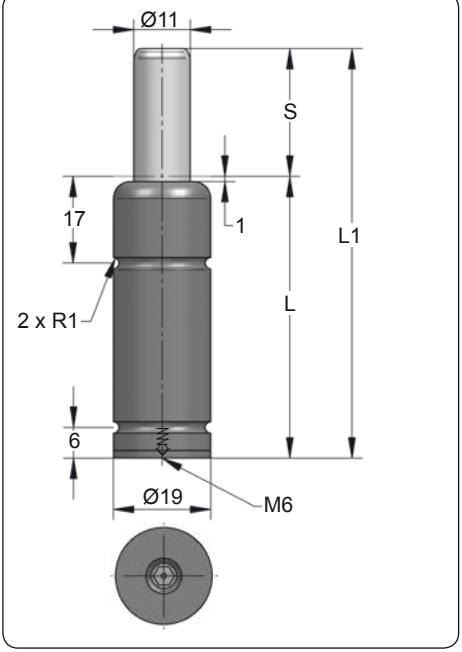

ORDER	S (mm)	L1 ±0,25 (mm)	L (mm)	Kg.
CW 170 007 V1	7	44	37	0.06
CW 170 010 V1	10	50	40	0.06
CW 170 013 V1	13	56	43	0.07
CW 170 015 V1	15	60	45	0.07
CW 170 019 V1	19	68	49	0.08
CW 170 025 V1	25	80	55	0.09
CW 170 032 V1	32	94	62	0.10
CW 170 038 V1	38	106	68	0.11
CW 170 050 V1	50	130	80	0.13
CW 170 063 V1	63	156	93	0.15
CW 170 075 V1	75	185	110	0.18
CW 170 080 V1	80	195	115	0.19
CW 170 100 V1	100	235	135	0.22
CW 170 125 V1	125	285	160	0.26

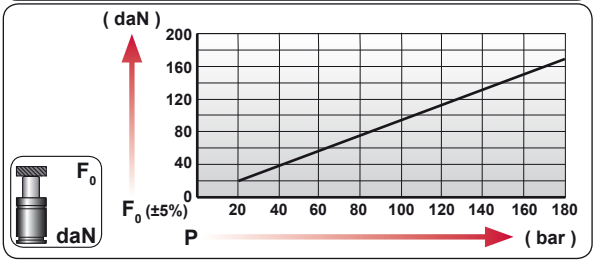

CODE	bar	psi	F0 daN	F1 daN
CW 170 050 V1	180	2610	170	340
---------	---	---	---	---

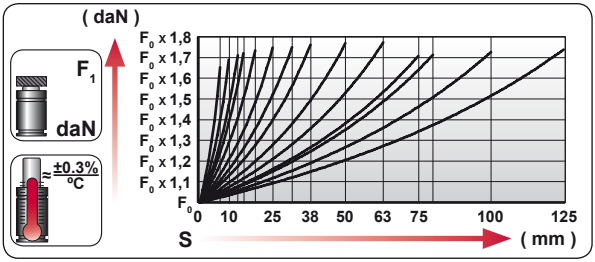

ENG	ORDER
DEU	BESTELLUNG
FRA	COMMANDE
ITA	ORDINE
ESP	PEDIDO
POR	PEDIDO



CW 170 50

CW 170 050 V1

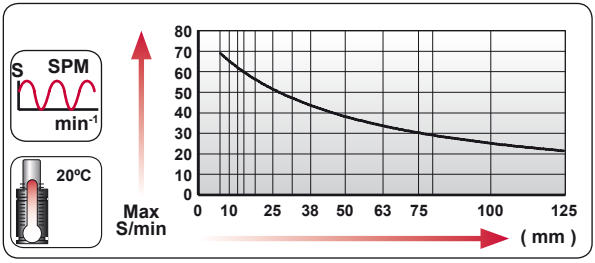



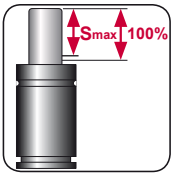

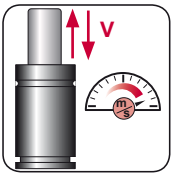



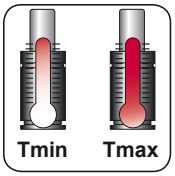



N_2	Smax < 90%	Vmax 1,6 m/s	bar psi 20 290	bar psi 180 2610	°C °F 0 32	°C °F 80 176	

AZOL GAS

CW 170 V1 *MOUNTS*

Compact Height

A14-019

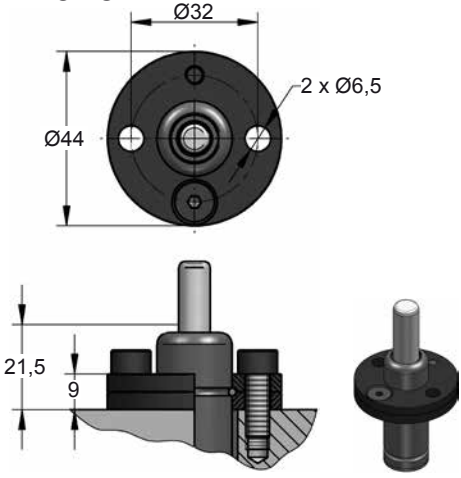

A44-019

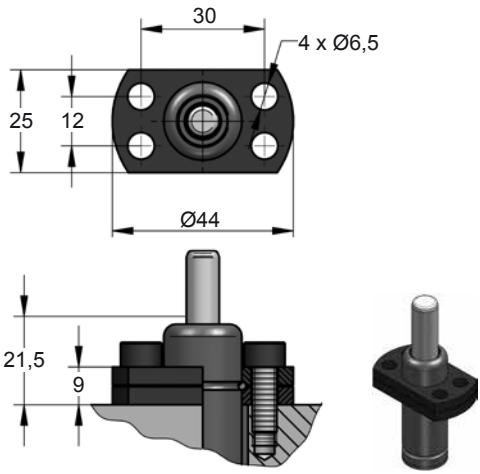







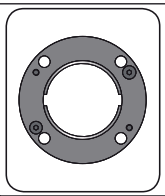

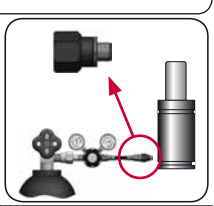

CODE		CW 170 050 V1		A14-019	06 GA 11
ENG	ORDER	GAS SPRING	REPAIR KIT	FLANGE	CHARGING ADAPTER
DEU	BESTELLUNG	GASDRUCKFEDER	ERSATZTEILSATZ	FLANSCHE	LADEADAPTER
FRA	COMMANDE	RESSORT À GAZ	KIT DE RÉPARATION	BRIDE	RACCORD DE CHARGE
ITA	ORDINE	CILINDRO AD AZOTO	KIT DI MANUTENZIONE	FLANGE	ADATTATORE DI CARICO
ESP	PEDIDO	RESORTE DE GAS	KIT DE REPARACION	BRIDA	ADAPTADOR DE CARGA
POR	PEDIDO	CILINDRO DE GÁS	KIT DE MANUTENÇÃO	FLANGE	ADAPTADOR DE CARGA

CW 320 V1

Compact Height

AZOL GAS

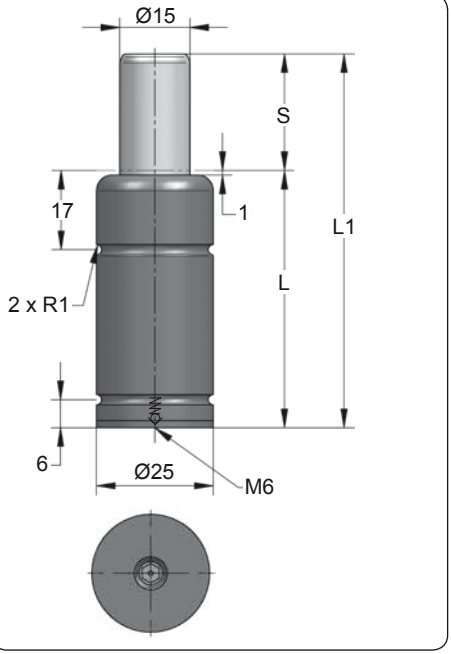

ORDER	S (mm)	L1 ±0,25 (mm)	L (mm)	Kg.
CW 320 007 V1	7	44	37	0.11
CW 320 010 V1	10	50	40	0.12
CW 320 012 V1	12	54	42	0.13
CW 320 015 V1	15	60	45	0.13
CW 320 019 V1	19	68	49	0.15
CW 320 025 V1	25	80	55	0.16
CW 320 032 V1	32	94	62	0.18
CW 320 038 V1	38	106	68	0.20
CW 320 050 V1	50	130	80	0.24
CW 320 063 V1	63	156	93	0.28
CW 320 075 V1	75	185	110	0.32
CW 320 080 V1	80	195	115	0.33
CW 320 100 V1	100	235	135	0.39
CW 320 125 V1	125	285	160	0.46

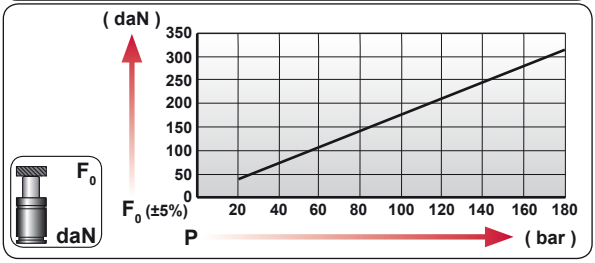

CODE	bar	psi	F_0 daN	F_1 daN
CW 320 050 V1	180	2610	320	670
---------	---	---	---	---

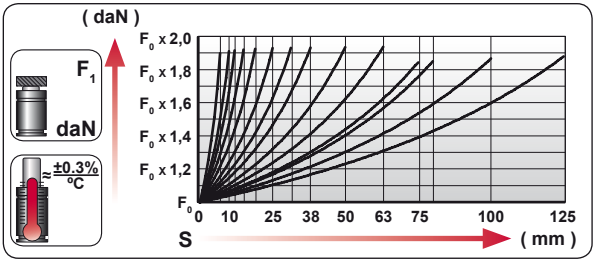

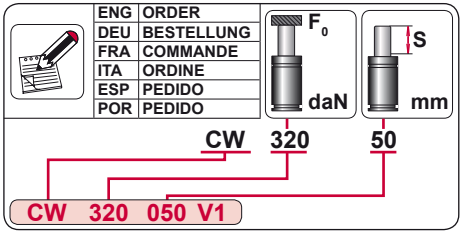

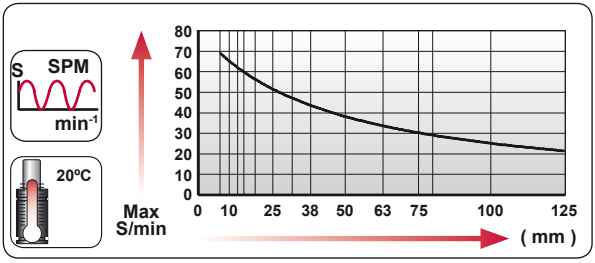



N_2	Smax < 90%	Vmax 1,6 m/s	bar psi 20 290	bar psi 180 2610	ºC ºF 0 32	ºC ºF 80 176	

AZOL GAS

CW 320 V1 MOUNTS

Compact Height

A44-025

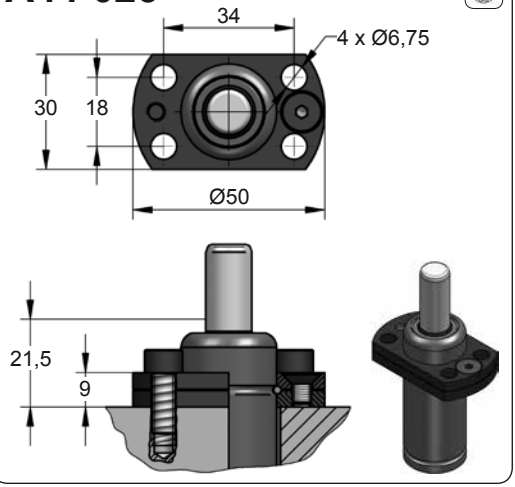

A49-025

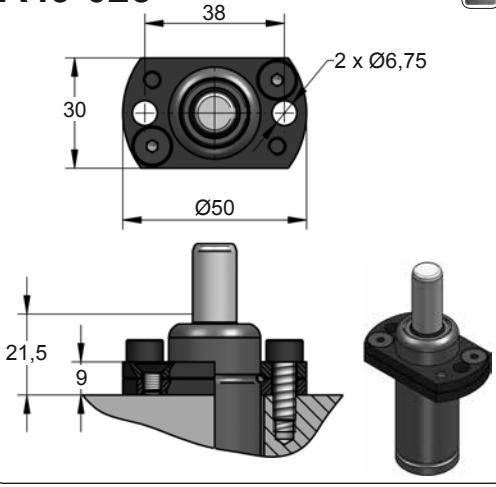

D02-025

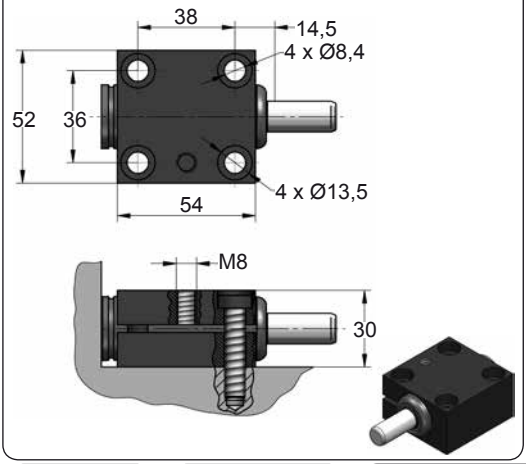



CODE		CW 320 050 V1		A44-025	06 GA 11
ENG	ORDER	GAS SPRING	REPAIR KIT	FLANGE	CHARGING ADAPTER
DEU	BESTELLUNG	GASDRUCKFEDER	ERSATZTEILSATZ	FLANSCHE	LADEADAPTER
FRA	COMMANDE	RESSORT À GAZ	KIT DE RÉPARATION	BRIDE	RACCORD DE CHARGE
ITA	ORDINE	CILINDRO AD AZOTO	KIT DI MANUTENZIONE	FLANGE	ADATTATORE DI CARICO
ESP	PEDIDO	RESORTE DE GAS	KIT DE REPARACION	BRIDA	ADAPTADOR DE CARGA
POR	PEDIDO	CILINDRO DE GÁS	KIT DE MANUTENÇÃO	FLANGE	ADAPTADOR DE CARGA

CW 350

Compact Height

BMW	B2 4005	**FORD**	W-DX35-6204
MB	B8 3180 220 000 004		
VW	39D 997		

AZOL GAS

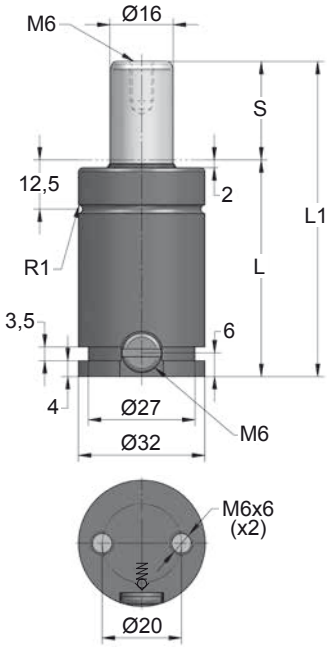

ORDER	S (mm)	L1 ±0,25 (mm)	L (mm)	Kg.
CW 350 010	10	50	40	0.18
CW 350 013	13	56	43	0.20
CW 350 016	16	62	46	0.21
CW 350 019	19	68	49	0.22
CW 350 025	25	80	55	0.24
CW 350 032	32	94	62	0.26
CW 350 038	38	106	68	0.29
CW 350 050	50	130	80	0.33
CW 350 063	63	156	93	0.39
CW 350 075	75	180	105	0.43
CW 350 080	80	190	110	0.44
CW 350 100	100	230	130	0.52
CW 350 125	125	280	155	0.62

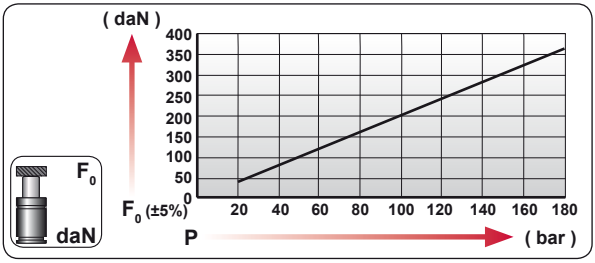

CODE	bar	psi	F_0 daN	F_1 daN
CW 350 050	180	2610	360	575
CW-H 350 050	0	0	---	---

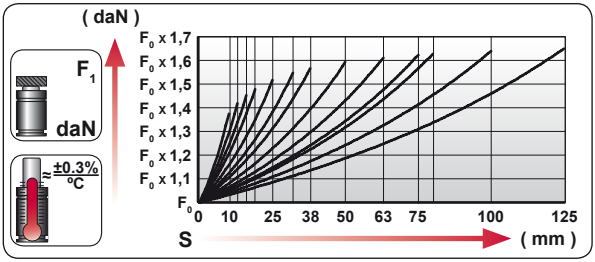

ENG	ORDER
DEU	BESTELLUNG
FRA	COMMANDE
ITA	ORDINE
ESP	PEDIDO
POR	PEDIDO

F_0 daN — S mm

CW 350 50

CW 350 050

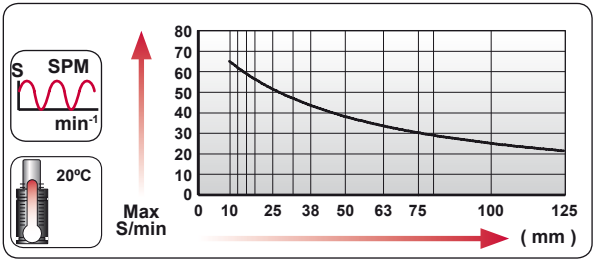



N_2	Smax < 90%	Vmax 1,6 m/s	bar psi 20 290	bar psi 180 2610	ºC ºF 0 32	ºC ºF 80 176	600 CP-

AZOL GAS

CW 350 MOUNTS

Compact Height

A14-032

ISO E24.54.815.G EM24.54.700/F

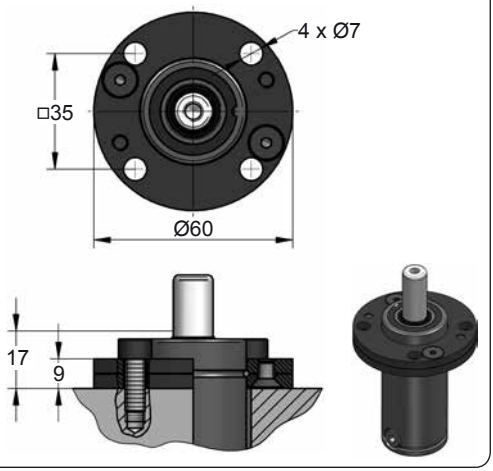

A34-032

VDI

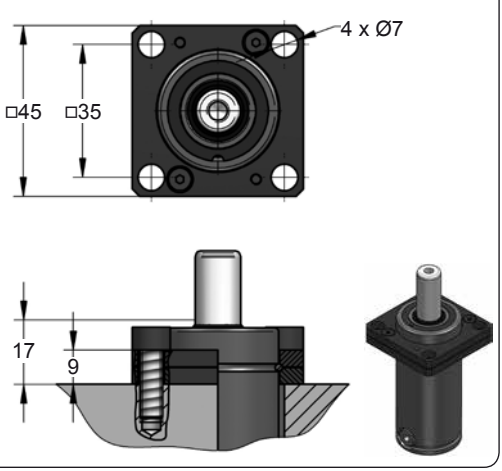

C20-032

VDI E24.54.815.G EM24.54.700/F

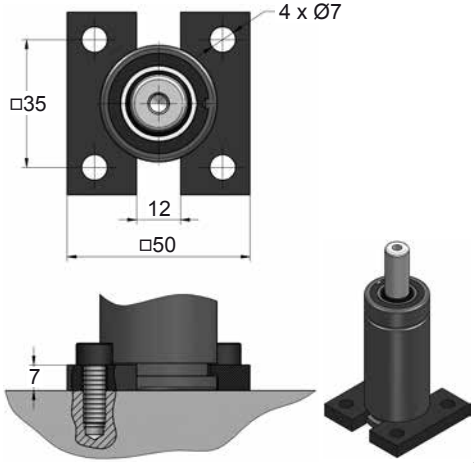

D02-032

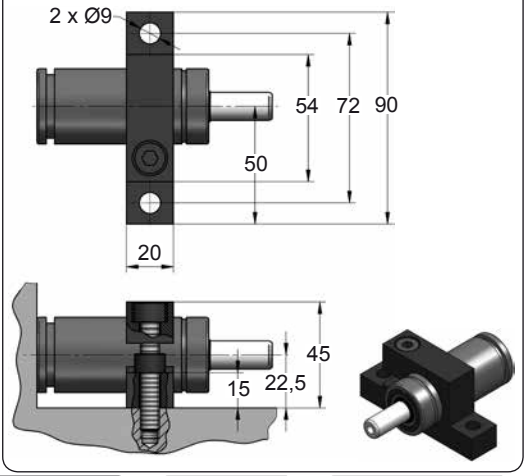







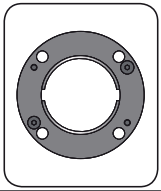

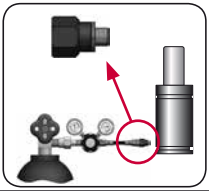

CODE		CW 350 050	KIT XXXXXXX-S KIT XXXXXXX-C	A14-032	06 GA 11
ENG	ORDER	GAS SPRING	REPAIR KIT	FLANGE	CHARGING ADAPTER
DEU	BESTELLUNG	GASDRUCKFEDER	ERSATZTEILSATZ	FLANSCHE	LADEADAPTER
FRA	COMMANDE	RESSORT À GAZ	KIT DE RÉPARATION	BRIDE	RACCORD DE CHARGE
ITA	ORDINE	CILINDRO AD AZOTO	KIT DI MANUTENZIONE	FLANGE	ADATTATORE DI CARICO
ESP	PEDIDO	RESORTE DE GAS	KIT DE REPARACION	BRIDA	ADAPTADOR DE CARGA
POR	PEDIDO	CILINDRO DE GÁS	KIT DE MANUTENÇÃO	FLANGE	ADAPTADOR DE CARGA

CW 500

Compact Height

BMW	B2 4005	**FORD**	W-DX35-6204	**PSA**	E24.54.815.G
MB	B8 3180 220 000 004				
VW	39D 997			**NISSAN**	K32H

AZOL GAS

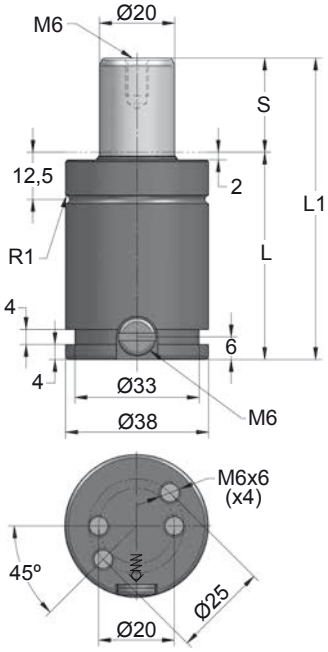

ORDER	S (mm)	L1 ±0,25 (mm)	L (mm)	Kg.
CW 500 010	10	50	40	0.26
CW 500 013	13	56	43	0.27
CW 500 016	16	62	46	0.29
CW 500 019	19	68	49	0.30
CW 500 025	25	80	55	0.33
CW 500 032	32	94	62	0.37
CW 500 038	38	106	68	0.40
CW 500 050	50	130	80	0.47
CW 500 063	63	156	93	0.52
CW 500 075	75	180	105	0.58
CW 500 080	80	190	110	0.62
CW 500 100	100	230	130	0.72
CW 500 125	125	280	155	0.83

PED 2014/68/UE · VDI · CNOMO

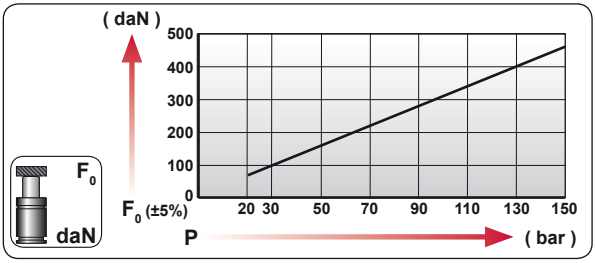

CODE	bar	psi	F_0 daN	F_1 daN
CW 500 050	150	2175	470	750
CW-H 500 050	0	0	---	---

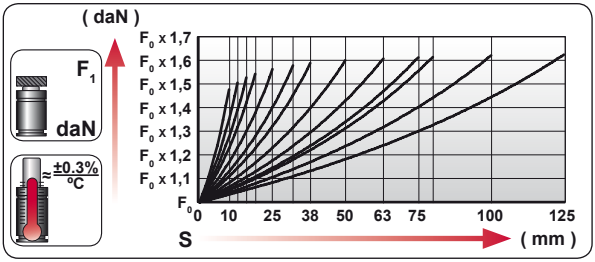

ENG	ORDER
DEU	BESTELLUNG
FRA	COMMANDE
ITA	ORDINE
ESP	PEDIDO
POR	PEDIDO



CW 500 50

CW 500 050

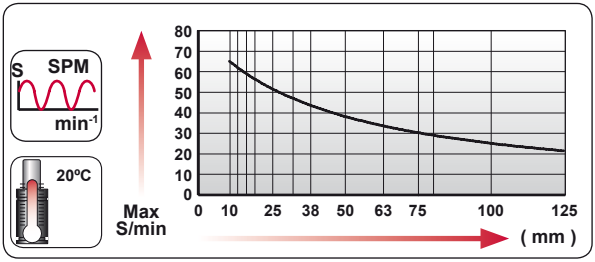



N_2	Smax < 90%	Vmax 1,6 m/s	bar psi 20 290	bar psi 150 2175	°C °F 0 32	°C °F 80 176	600 CP-

AZOL GAS

CW 500 MOUNTS

Compact Height

A14-038

ISO | E24.54.815.G EM24.54.700/F

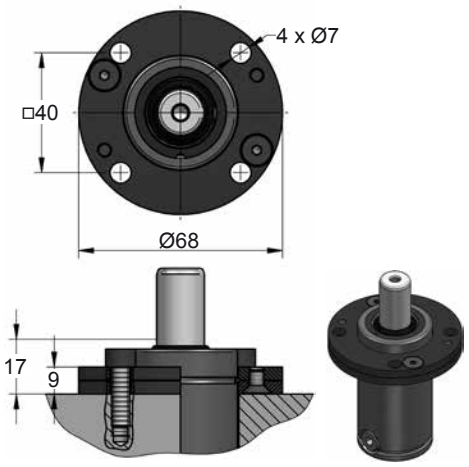

A34-038

ISO | VDI

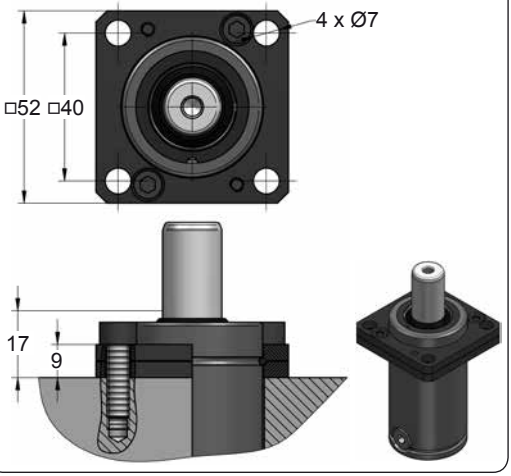

C20-038

ISO | VDI | E24.54.815.G EM24.54.700/F

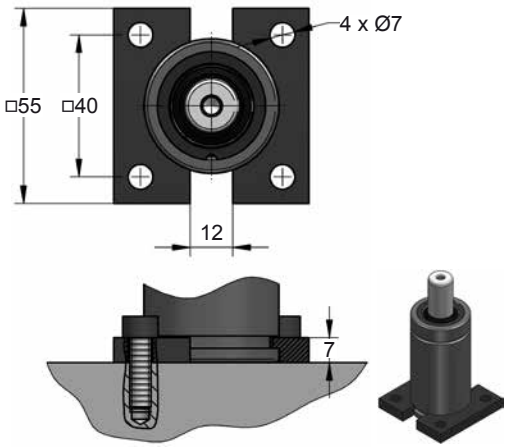

D02-038

E24.54.815.G

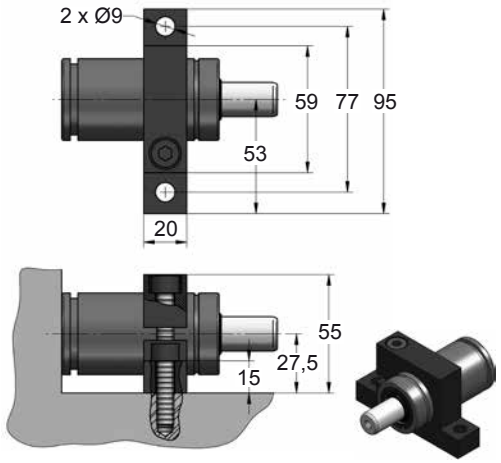







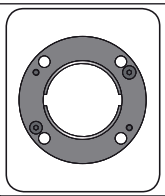

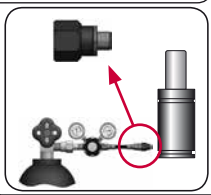

CODE		CW 500 050	KIT XXXXXXX-S KIT XXXXXXX-C	A14-038	06 GA 11
ENG	ORDER	GAS SPRING	REPAIR KIT	FLANGE	CHARGING ADAPTER
DEU	BESTELLUNG	GASDRUCKFEDER	ERSATZTEILSATZ	FLANSCHE	LADEADAPTER
FRA	COMMANDE	RESSORT À GAZ	KIT DE RÉPARATION	BRIDE	RACCORD DE CHARGE
ITA	ORDINE	CILINDRO AD AZOTO	KIT DI MANUTENZIONE	FLANGE	ADATTATORE DI CARICO
ESP	PEDIDO	RESORTE DE GAS	KIT DE REPARACION	BRIDA	ADAPTADOR DE CARGA
POR	PEDIDO	CILINDRO DE GÁS	KIT DE MANUTENÇÃO	FLANGE	ADAPTADOR DE CARGA

CW 750

Compact Height

BMW	B2 4005	**FORD**	W-DX35-6204	**PSA**	E24.54.815.G
MB	B8 3180 220 000 004				
VW	39D 997				

AZOL GAS

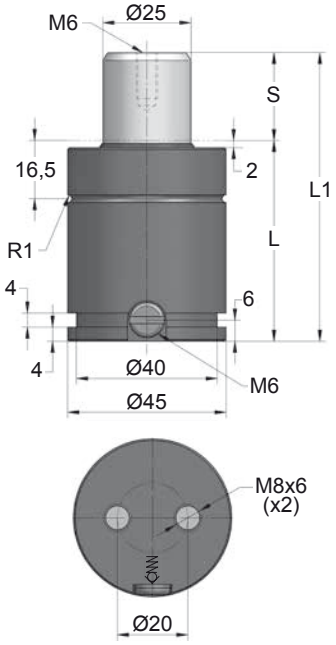

ORDER	S (mm)	L1 ±0,25 (mm)	L (mm)	Kg.
CW 750 010	10	52	42	0.37
CW 750 013	13	58	45	0.39
CW 750 016	16	64	48	0.41
CW 750 019	19	70	51	0.43
CW 750 025	25	82	57	0.49
CW 750 032	32	96	64	0.50
CW 750 038	38	108	70	0.57
CW 750 050	50	132	82	0.69
CW 750 063	63	158	95	0.73
CW 750 075	75	182	107	0.80
CW 750 080	80	192	112	0.84
CW 750 100	100	232	132	0.97
CW 750 125	125	282	157	1.10

PED 2014/68/UE

VDI

CNOMO

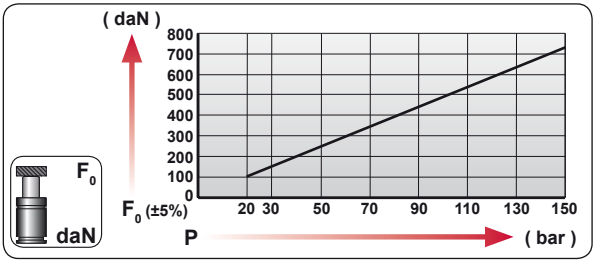

CODE		bar	psi	F_0 daN	F_1 daN
CW 750 050		150	2175	740	1215
CW-H 750 050		0	0	---	---

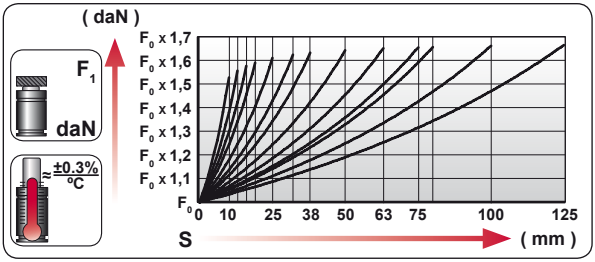

ENG	ORDER
DEU	BESTELLUNG
FRA	COMMANDE
ITA	ORDINE
ESP	PEDIDO
POR	PEDIDO

F_0 daN — S mm

CW 750 50

CW 750 050

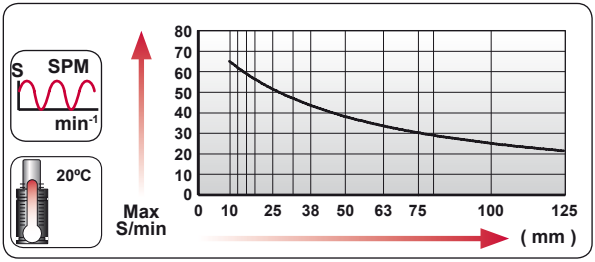



N_2	Smax < 90%	Vmax 1,6 m/s	bar psi 20 290	bar psi 150 2175	ºC ºF 0 32	ºC ºF 80 176	600 CP-

AZOL GAS

CW 750
Compact Height

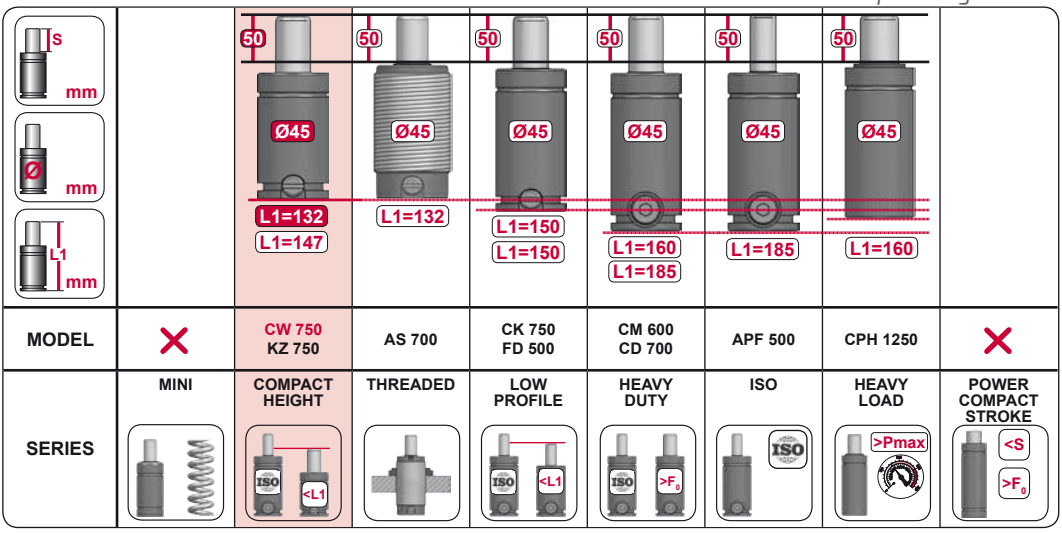

MODEL		CW 750 KZ 750	AS 700	CK 750 FD 500	CM 600 CD 700	APF 500	CPH 1250	
SERIES	MINI	COMPACT HEIGHT	THREADED	LOW PROFILE	HEAVY DUTY	ISO	HEAVY LOAD	POWER COMPACT STROKE

CW

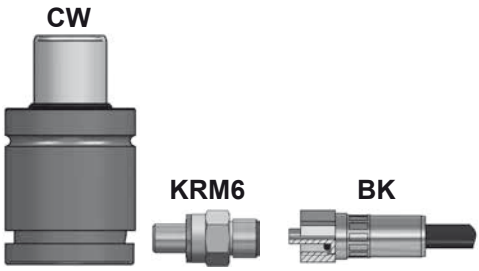

CWC

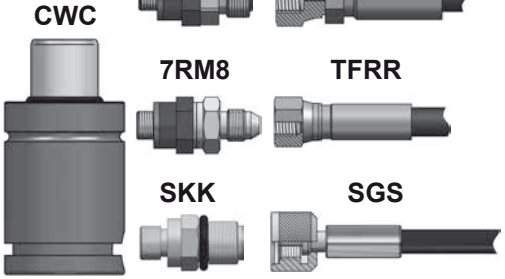







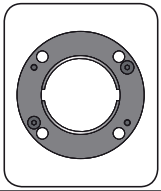

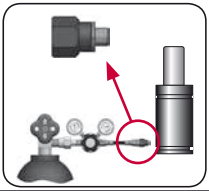

CODE		CW 750 050	KIT XXXXXXX-S KIT XXXXXXX-C	A14-045	06 GA 11
ENG	ORDER	GAS SPRING	REPAIR KIT	FLANGE	CHARGING ADAPTER
DEU	BESTELLUNG	GASDRUCKFEDER	ERSATZTEILSATZ	FLANSCHE	LADEADAPTER
FRA	COMMANDE	RESSORT À GAZ	KIT DE RÉPARATION	BRIDE	RACCORD DE CHARGE
ITA	ORDINE	CILINDRO AD AZOTO	KIT DI MANUTENZIONE	FLANGE	ADATTATORE DI CARICO
ESP	PEDIDO	RESORTE DE GAS	KIT DE REPARACION	BRIDA	ADAPTADOR DE CARGA
POR	PEDIDO	CILINDRO DE GÁS	KIT DE MANUTENÇÃO	FLANGE	ADAPTADOR DE CARGA

CWC 750 V1

Compact Height

AZOL GAS

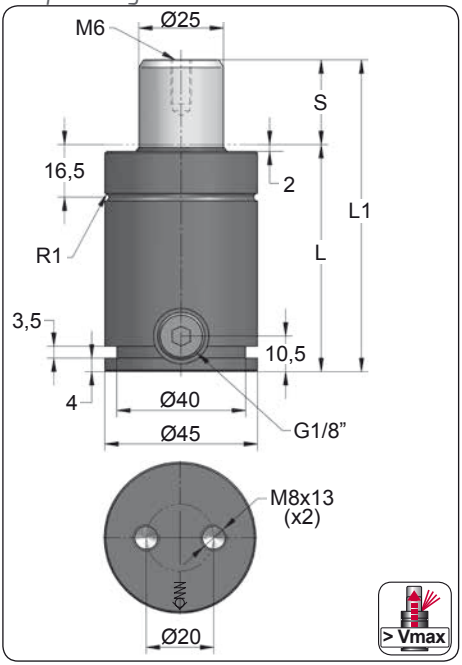

ORDER	S (mm)	L1 ±0,25 (mm)	L (mm)	Kg.
CWC 750 010 V1	10	62	52	0.39
CWC 750 013 V1	13	68	55	0.41
CWC 750 016 V1	16	74	58	0.43
CWC 750 019 V1	19	80	61	0.45
CWC 750 025 V1	25	92	67	0.51
CWC 750 032 V1	32	106	74	0.53
CWC 750 038 V1	38	118	80	0.60
CWC 750 050 V1	50	142	92	0.73
CWC 750 063 V1	63	168	105	0.76
CWC 750 075 V1	75	192	117	0.84
CWC 750 080 V1	80	202	122	0.88
CWC 750 100 V1	100	242	142	1.02
CWC 750 125 V1	125	292	167	1.20

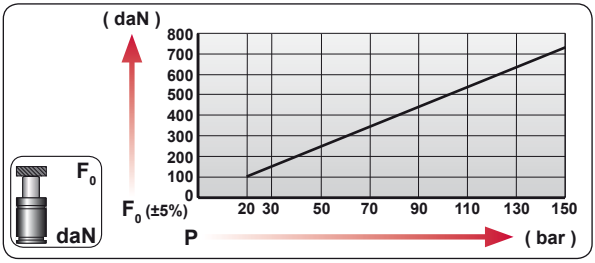

CODE	bar	psi	F_0 daN	F_1 daN
CWC 750 050 V1	150	2175	740	1215
CWC-H 750 050 V1	0	0	---	---

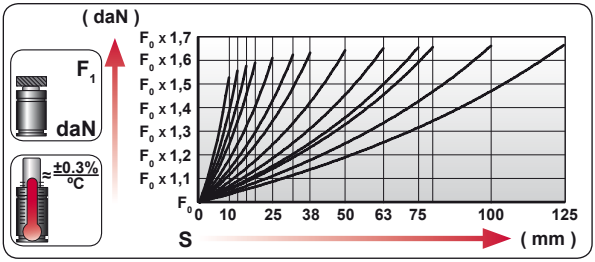

ENG	ORDER
DEU	BESTELLUNG
FRA	COMMANDE
ITA	ORDINE
ESP	PEDIDO
POR	PEDIDO



CWC 750 50

CWC 750 050 V1

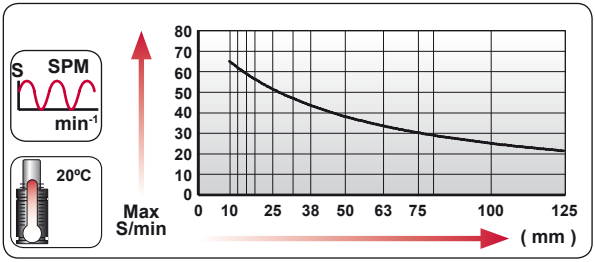



N_2	Smax < 90%	Vmax 1,6 m/s	bar psi 20 290	bar psi 150 2175	°C °F 0 32	°C °F 80 176	600 CP-

AZOL GAS

CWC 750 V1

Compact Height



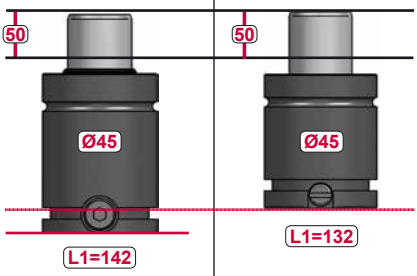

MODEL	CWC 750	CW 750

CW

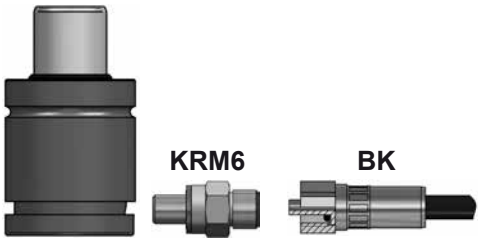

CWC









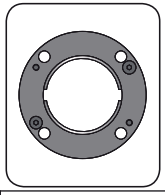

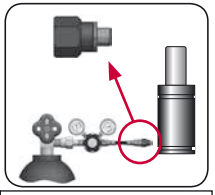

CODE		CWC 750 050 V1	KIT XXXXXXX-S KIT XXXXXXX-C	A14-045	18 GA 5
ENG	ORDER	GAS SPRING	REPAIR KIT	FLANGE	CHARGING ADAPTER
DEU	BESTELLUNG	GASDRUCKFEDER	ERSATZTEILSATZ	FLANSCHE	LADEADAPTER
FRA	COMMANDE	RESSORT À GAZ	KIT DE RÉPARATION	BRIDE	RACCORD DE CHARGE
ITA	ORDINE	CILINDRO AD AZOTO	KIT DI MANUTENZIONE	FLANGE	ADATTATORE DI CARICO
ESP	PEDIDO	RESORTE DE GAS	KIT DE REPARACION	BRIDA	ADAPTADOR DE CARGA
POR	PEDIDO	CILINDRO DE GÁS	KIT DE MANUTENÇÃO	FLANGE	ADAPTADOR DE CARGA

CWC 750 V1 MOUNTS

Compact Height

AZOL GAS

A14-045

ISO E24.54.815.G EM24.54.700/F

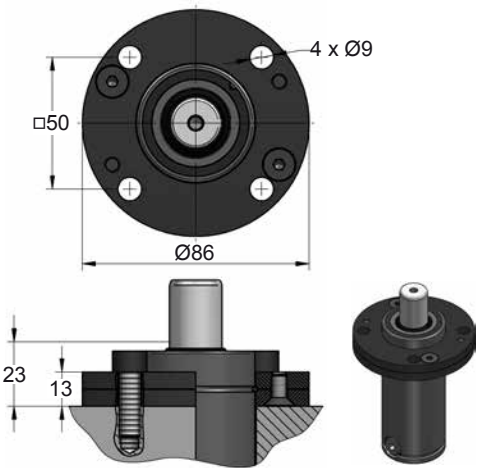

A34-045

ISO VDI

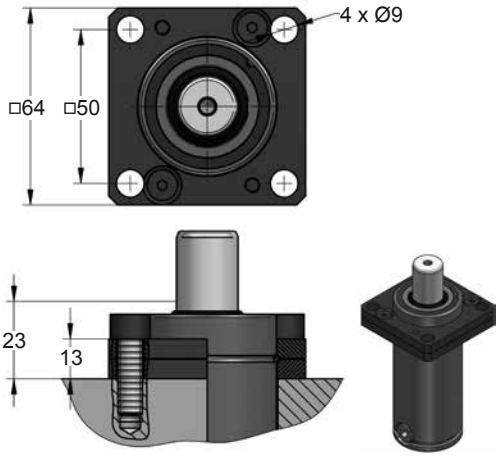

B36-045

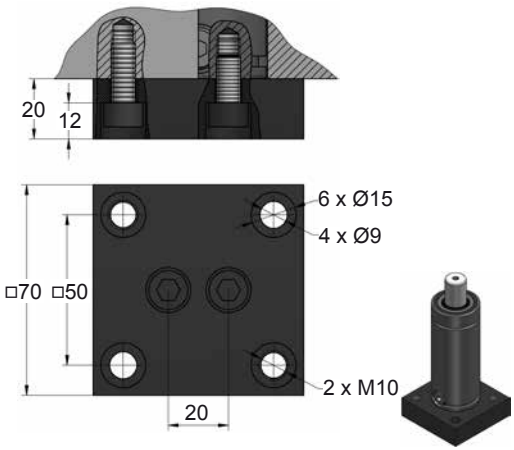

B41-045

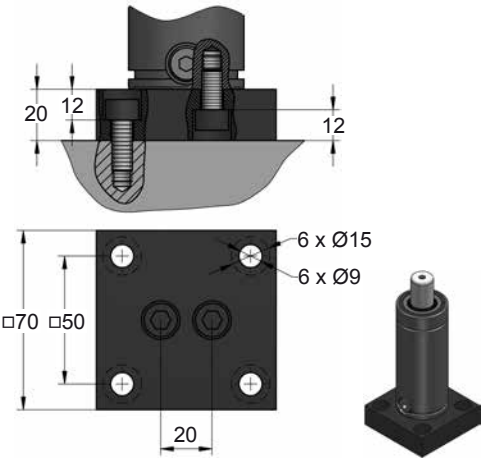







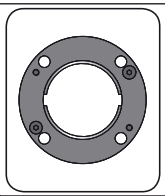

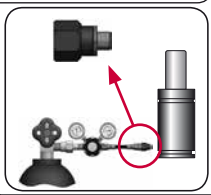

CODE		CWC 750 050 V1	KIT XXXXXXX-S KIT XXXXXXX-C	A14-045	18 GA 5
ENG	ORDER	GAS SPRING	REPAIR KIT	FLANGE	CHARGING ADAPTER
DEU	BESTELLUNG	GASDRUCKFEDER	ERSATZTEILSATZ	FLANSCHE	LADEADAPTER
FRA	COMMANDE	RESSORT À GAZ	KIT DE RÉPARATION	BRIDE	RACCORD DE CHARGE
ITA	ORDINE	CILINDRO AD AZOTO	KIT DI MANUTENZIONE	FLANGE	ADATTATORE DI CARICO
ESP	PEDIDO	RESORTE DE GAS	KIT DE REPARACION	BRIDA	ADAPTADOR DE CARGA
POR	PEDIDO	CILINDRO DE GÁS	KIT DE MANUTENÇÃO	FLANGE	ADAPTADOR DE CARGA

AZOL GAS

CWC 750 V1 MOUNTS

Compact Height

C05-045

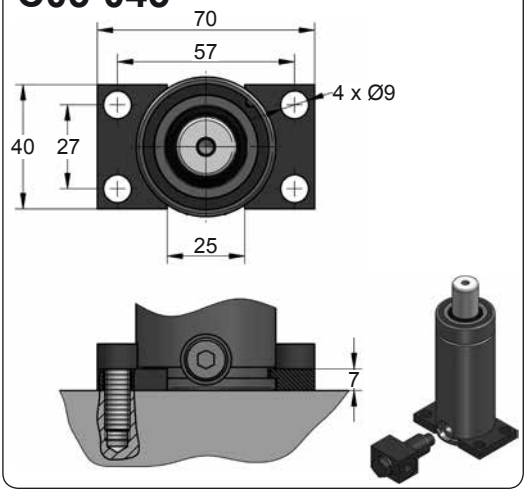

C20-045

ISO VDI E24.54.815.G EM24.54.700/F

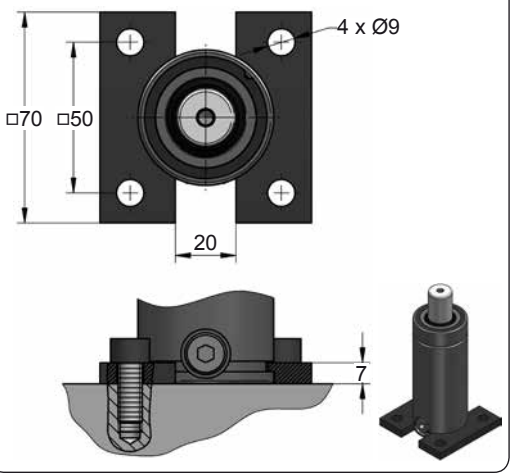

D02-045

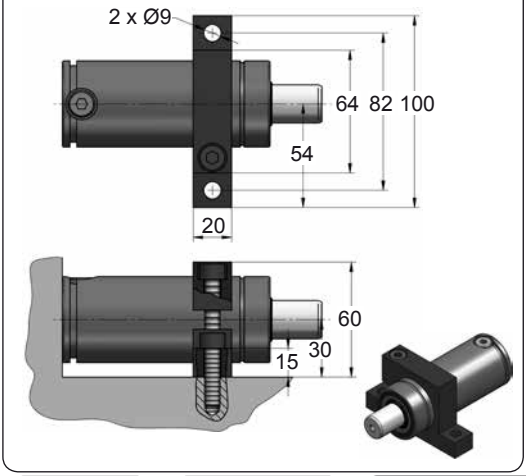

D67-045

VDI

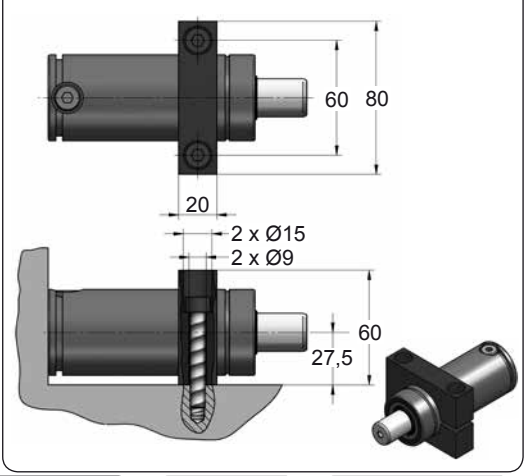







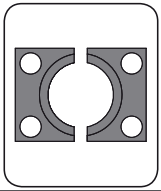

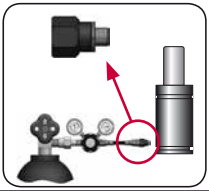

CODE		CWC 750 050 V1	KIT XXXXXXX-S KIT XXXXXXX-C	C05-045	18 GA 5
ENG	ORDER	GAS SPRING	REPAIR KIT	FLANGE	CHARGING ADAPTER
DEU	BESTELLUNG	GASDRUCKFEDER	ERSATZTEILSATZ	FLANSCHE	LADEADAPTER
FRA	COMMANDE	RESSORT À GAZ	KIT DE RÉPARATION	BRIDE	RACCORD DE CHARGE
ITA	ORDINE	CILINDRO AD AZOTO	KIT DI MANUTENZIONE	FLANGE	ADATTATORE DI CARICO
ESP	PEDIDO	RESORTE DE GAS	KIT DE REPARACION	BRIDA	ADAPTADOR DE CARGA
POR	PEDIDO	CILINDRO DE GÁS	KIT DE MANUTENÇÃO	FLANGE	ADAPTADOR DE CARGA

CW 1000 V1

Compact Height

BMW	B2 4005	**FORD**	W-DX35-6204	**PSA**	E24.54.815.G
MB	B8 3180 220 000 004				
VW	39D 997				

AZOL GAS

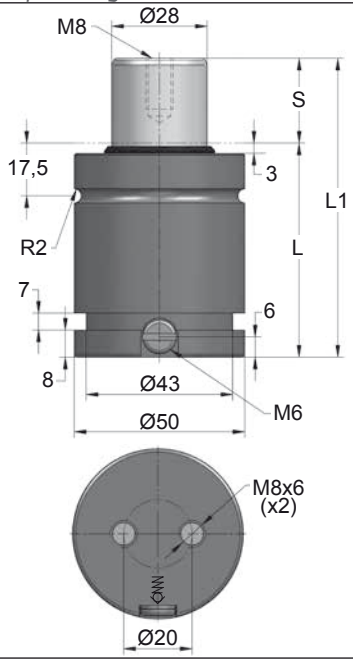

ORDER	S (mm)	L1 ±0,25 (mm)	L (mm)	Kg.
CW 1000 013 V1	13	64	51	0.60
CW 1000 016 V1	16	70	54	0.63
CW 1000 019 V1	19	76	57	0.65
CW 1000 025 V1	25	88	63	0.72
CW 1000 032 V1	32	102	70	0.79
CW 1000 038 V1	38	114	76	0.83
CW 1000 050 V1	50	138	88	0.95
CW 1000 063 V1	63	164	101	1.07
CW 1000 075 V1	75	188	113	1.18
CW 1000 080 V1	80	198	118	1.24
CW 1000 100 V1	100	238	138	1.42
CW 1000 125 V1	125	288	163	1.69

PED APPROVED 97/23/CE

VDI

CNOMO

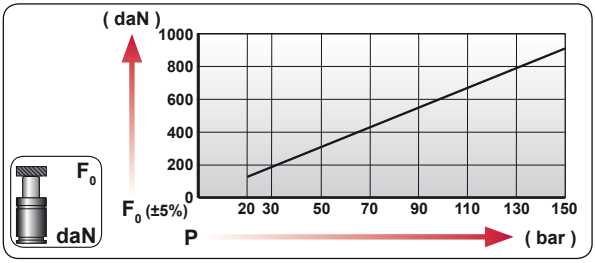

CODE	bar	psi	F_0 daN	F_1 daN
CW 1000 050 V1	150	2175	920	1600
CW-H 1000 050 V1	0	0	---	---

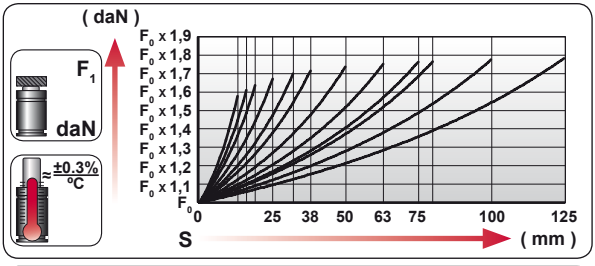

ENG	ORDER
DEU	BESTELLUNG
FRA	COMMANDE
ITA	ORDINE
ESP	PEDIDO
POR	PEDIDO

F_0 daN — S mm

CW 1000 50

CW 1000 050 V1

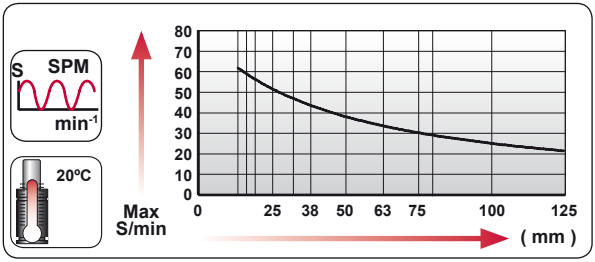



N_2	Smax < 90%	Vmax 1,6 m/s	bar psi 20 290	bar psi 150 2175	°C °F 0 32	°C °F 80 176	600 CP-

AZOL GAS

CW 1000 V1

Compact Height

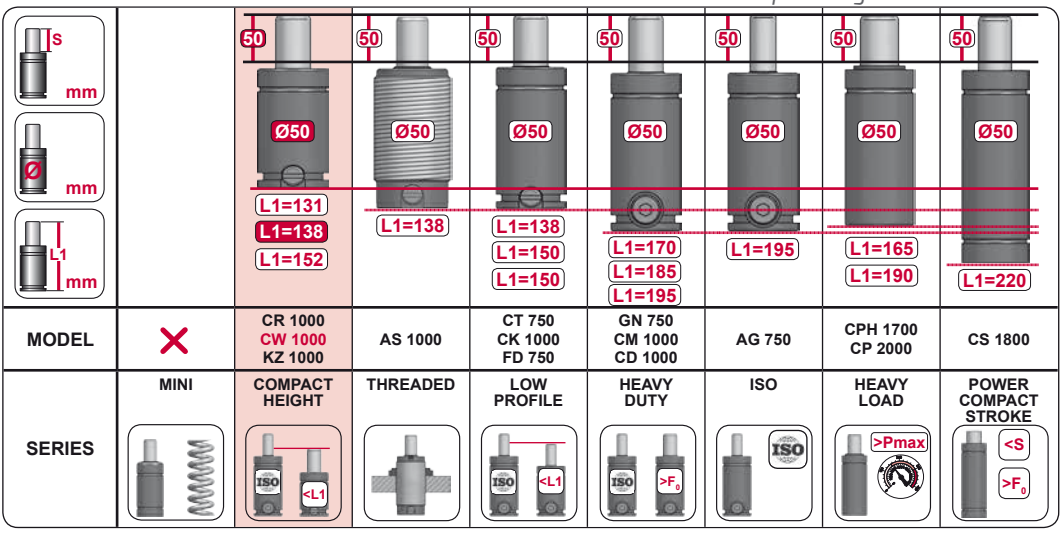

MODEL		CR 1000 CW 1000 KZ 1000	AS 1000	CT 750 CK 1000 FD 750	GN 750 CM 1000 CD 1000	AG 750	CPH 1700 CP 2000	CS 1800
SERIES	MINI	COMPACT HEIGHT	THREADED	LOW PROFILE	HEAVY DUTY	ISO	HEAVY LOAD	POWER COMPACT STROKE

CW



CW



KRM6



BK

CWC



CWC



DRM8



TNRR



9RM8



MCRR



7RM8



TFRR



SKK



SGS







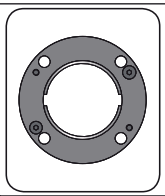

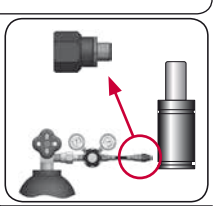

CODE		CW 1000 050 V1	KIT XXXXXXX-S KIT XXXXXXX-C	A14-050	06 GA 11
ENG	ORDER	GAS SPRING	REPAIR KIT	FLANGE	CHARGING ADAPTER
DEU	BESTELLUNG	GASDRUCKFEDER	ERSATZTEILSATZ	FLANSCHE	LADEADAPTER
FRA	COMMANDE	RESSORT À GAZ	KIT DE RÉPARATION	BRIDE	RACCORD DE CHARGE
ITA	ORDINE	CILINDRO AD AZOTO	KIT DI MANUTENZIONE	FLANGE	ADATTATORE DI CARICO
ESP	PEDIDO	RESORTE DE GAS	KIT DE REPARACION	BRIDA	ADAPTADOR DE CARGA
POR	PEDIDO	CILINDRO DE GÁS	KIT DE MANUTENÇÃO	FLANGE	ADAPTADOR DE CARGA

CWC 1000 V1

Compact Height

AZOL GAS

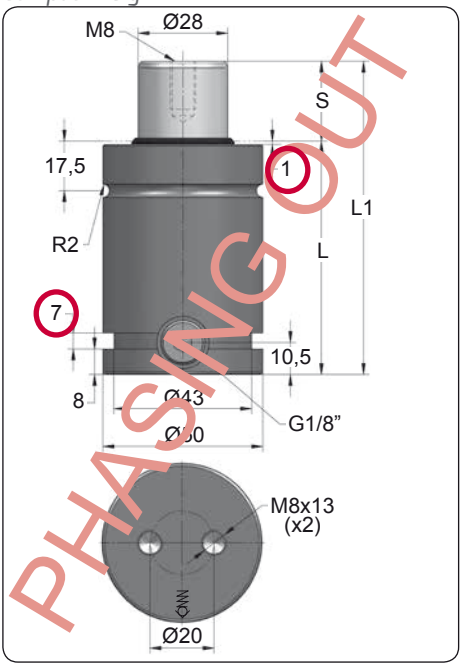

ORDER	S (mm)	L1 ±0,25 (mm)	L (mm)	Kg.
CWC 1000 013 V1	13	74	61	0.63
CWC 1000 016 V1	16	80	64	0.66
CWC 1000 019 V1	19	86	67	0.68
CWC 1000 025 V1	25	98	73	0.75
CWC 1000 032 V1	32	112	80	0.83
CWC 1000 038 V1	38	124	86	0.87
CWC 1000 050 V1	50	148	98	1.00
CWC 1000 063 V1	63	174	111	1.13
CWC 1000 075 V1	75	198	123	1.24
CWC 1000 080 V1	80	208	128	1.31
CWC 1000 100 V1	100	248	148	1.49
CWC 1000 125 V1	125	298	173	1.77

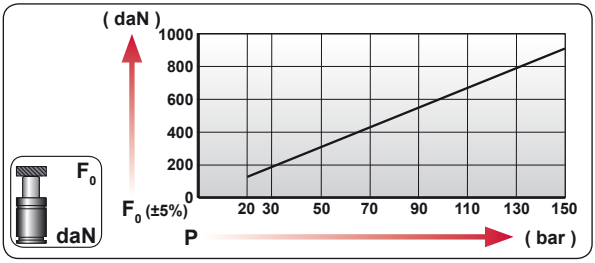

CODE	bar	psi	F0 daN	F1 daN
CWC 1000 050 V1	150	2175	920	1600
CWC-H 1000 050 V1	0	0	---	---

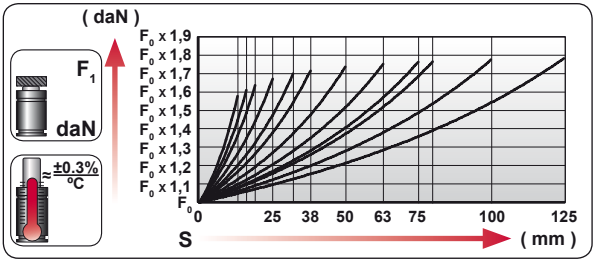

ENG	ORDER
DEU	BESTELLUNG
FRA	COMMANDE
ITA	ORDINE
ESP	PEDIDO
POR	PEDIDO



CWC 1000 50

CWC 1000 050 V1

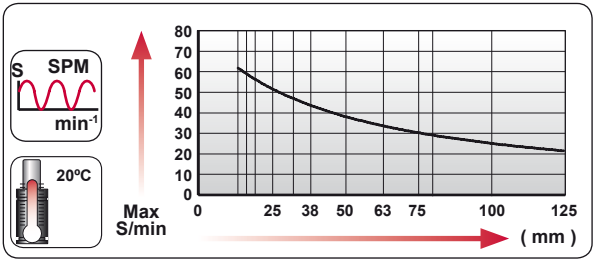



N_2	Smax < 90%	Vmax 1,6 m/s	bar psi 20 290	bar psi 150 2175	°C °F 0 32	°C °F 80 176	600 CP-

AZOL GAS

CWC 1000 V1

Compact Height



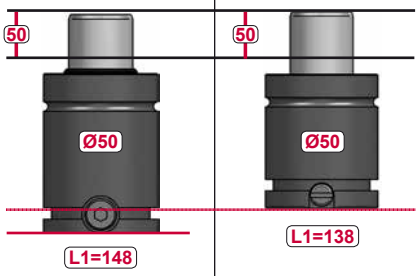

MODEL	CWC 1000	CW 1000

CW

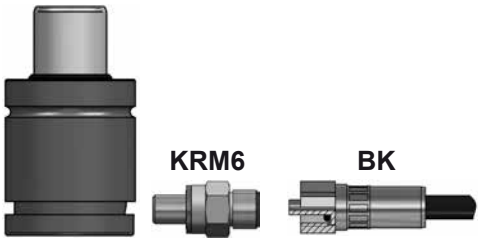

CWC









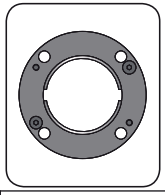

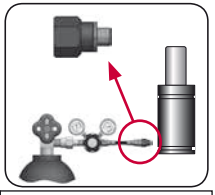

CODE		CWC 1000 050 V1	KIT XXXXXXX-S KIT XXXXXXX-C	A14-050	18 GA 5
ENG	ORDER	GAS SPRING	REPAIR KIT	FLANGE	CHARGING ADAPTER
DEU	BESTELLUNG	GASDRUCKFEDER	ERSATZTEILSATZ	FLANSCHE	LADEADAPTER
FRA	COMMANDE	RESSORT À GAZ	KIT DE RÉPARATION	BRIDE	RACCORD DE CHARGE
ITA	ORDINE	CILINDRO AD AZOTO	KIT DI MANUTENZIONE	FLANGE	ADATTATORE DI CARICO
ESP	PEDIDO	RESORTE DE GAS	KIT DE REPARACION	BRIDA	ADAPTADOR DE CARGA
POR	PEDIDO	CILINDRO DE GÁS	KIT DE MANUTENÇÃO	FLANGE	ADAPTADOR DE CARGA

CWC 1000 V2

Compact Height

AZOL GAS

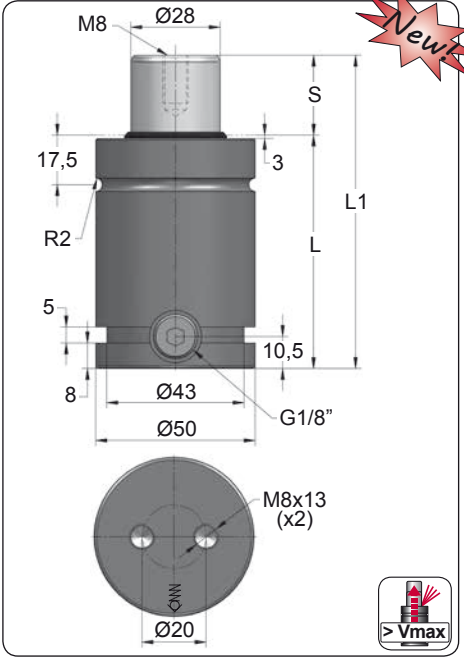

Newt

ORDER	S (mm)	L1 ±0,25 (mm)	L (mm)	Kg.
CWC 1000 013 V2	13	74	61	0.63
CWC 1000 016 V2	16	80	64	0.66
CWC 1000 019 V2	19	86	67	0.68
CWC 1000 025 V2	25	98	73	0.75
CWC 1000 032 V2	32	112	80	0.83
CWC 1000 038 V2	38	124	86	0.87
CWC 1000 050 V2	50	148	98	1.00
CWC 1000 063 V2	63	174	111	1.13
CWC 1000 075 V2	75	198	123	1.24
CWC 1000 080 V2	80	208	128	1.31
CWC 1000 100 V2	100	248	148	1.49
CWC 1000 125 V2	125	298	173	1.77

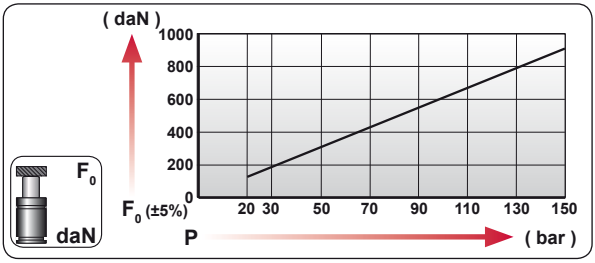

CODE	bar	psi	F_0 daN	F_1 daN
CWC 1000 050 V2	150	2175	920	1600
CWC-H 1000 050 V2	0	0	---	---

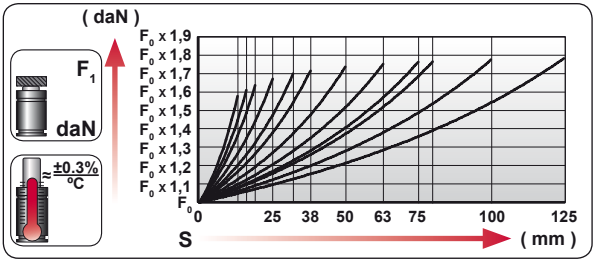

ENG	ORDER
DEU	BESTELLUNG
FRA	COMMANDE
ITA	ORDINE
ESP	PEDIDO
POR	PEDIDO



CWC 1000 50

CWC 1000 050 V2

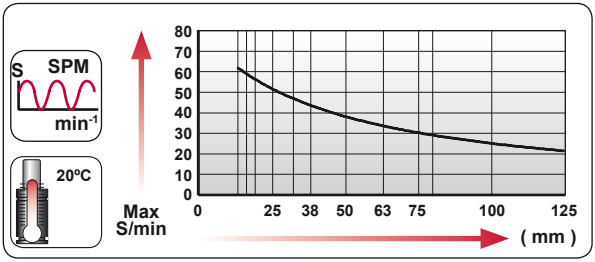



N_2	Smax < 90%	Vmax 1,6 m/s	bar psi 20 290	bar psi 150 2175	°C °F 0 32	°C °F 80 176	600 CP-

AZOL GAS

CWC 1000 V2

Compact Height



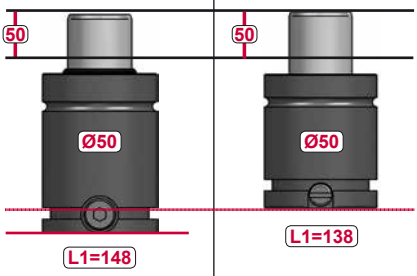

MODEL	CWC 1000	CW 1000

CW

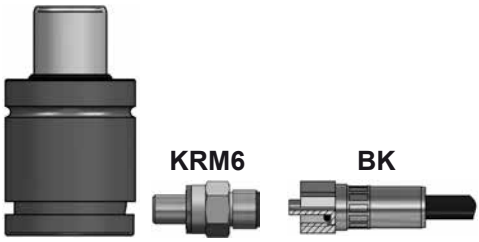

CWC









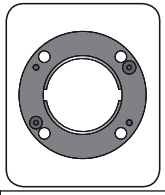

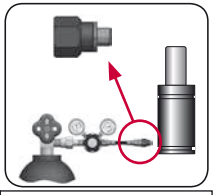

CODE		CWC 1000 050 V2	KIT XXXXXXX-S KIT XXXXXXX-C	A14-050	18 GA 5
ENG	ORDER	GAS SPRING	REPAIR KIT	FLANGE	CHARGING ADAPTER
DEU	BESTELLUNG	GASDRUCKFEDER	ERSATZTEILSATZ	FLANSCHE	LADEADAPTER
FRA	COMMANDE	RESSORT À GAZ	KIT DE RÉPARATION	BRIDE	RACCORD DE CHARGE
ITA	ORDINE	CILINDRO AD AZOTO	KIT DI MANUTENZIONE	FLANGE	ADATTATORE DI CARICO
ESP	PEDIDO	RESORTE DE GAS	KIT DE REPARACION	BRIDA	ADAPTADOR DE CARGA
POR	PEDIDO	CILINDRO DE GÁS	KIT DE MANUTENÇÃO	FLANGE	ADAPTADOR DE CARGA

CWC 1000 MOUNTS

Compact Height

AZOL GAS

A14-050

ISO E24.54.815.G EM24.54.700/F

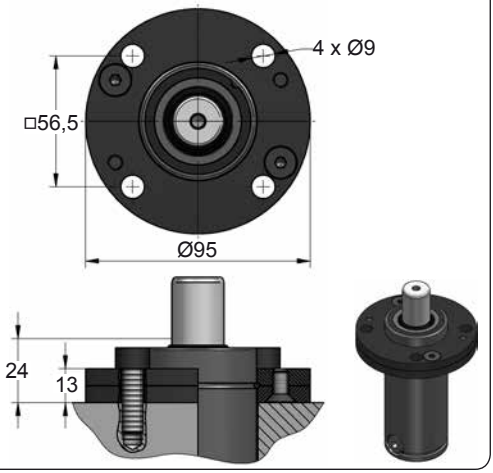

A34-050

ISO VDI

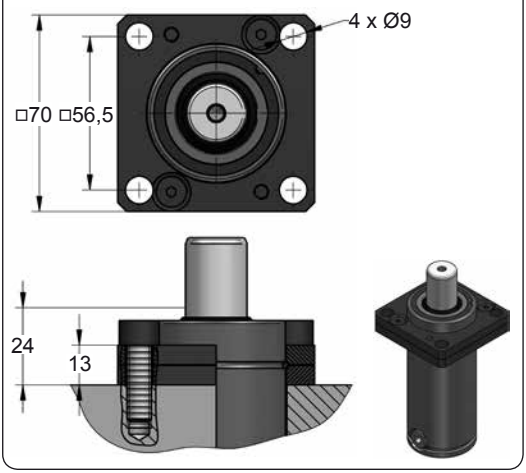

B36-050

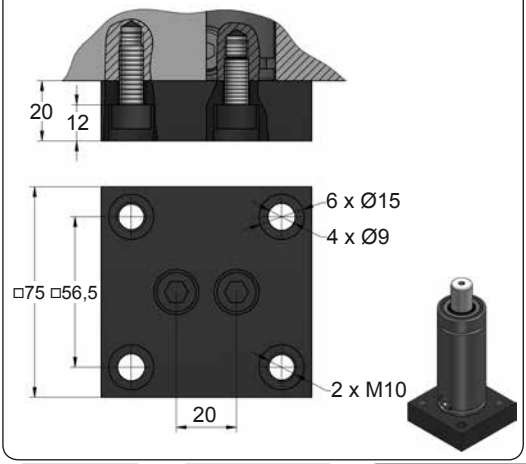

B41-050

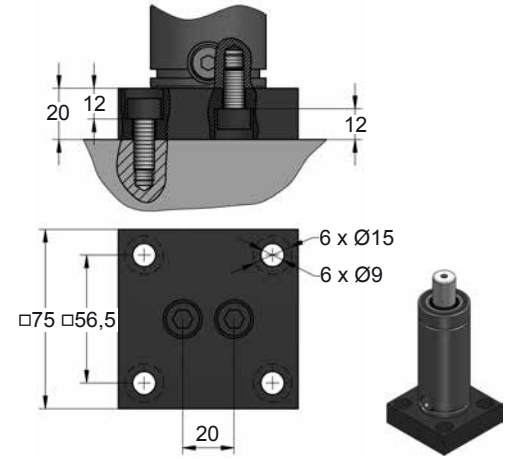







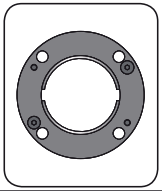

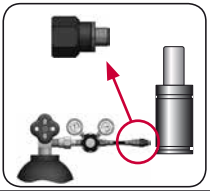

CODE		CWC 1000 050	KIT XXXXXXX-S KIT XXXXXXX-C	A14-050	18 GA 5
ENG	ORDER	GAS SPRING	REPAIR KIT	FLANGE	CHARGING ADAPTER
DEU	BESTELLUNG	GASDRUCKFEDER	ERSATZTEILSATZ	FLANSCHE	LADEADAPTER
FRA	COMMANDE	RESSORT À GAZ	KIT DE RÉPARATION	BRIDE	RACCORD DE CHARGE
ITA	ORDINE	CILINDRO AD AZOTO	KIT DI MANUTENZIONE	FLANGE	ADATTATORE DI CARICO
ESP	PEDIDO	RESORTE DE GAS	KIT DE REPARACION	BRIDA	ADAPTADOR DE CARGA
POR	PEDIDO	CILINDRO DE GÁS	KIT DE MANUTENÇÃO	FLANGE	ADAPTADOR DE CARGA

AZOL GAS

CWC 1000 MOUNTS

Compact Height

C05-050

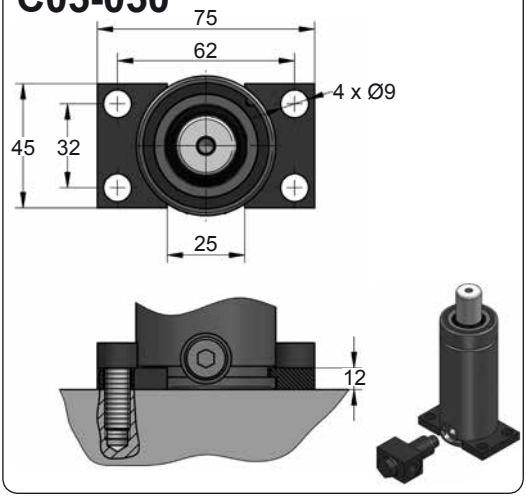

C20-050

ISO · VDI · E24.54.815.G EM24.54.700/F

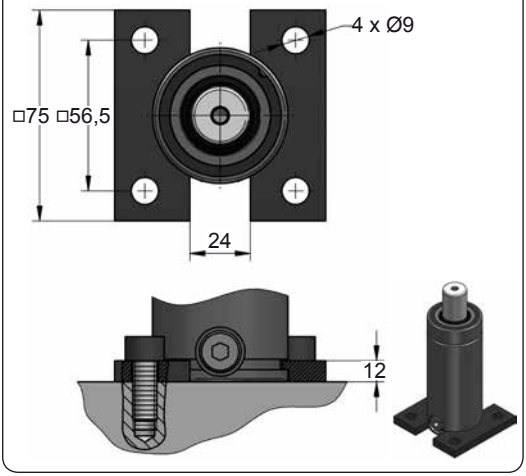

D02-050

ISO · E24.54.815.G EM24.54.700/F

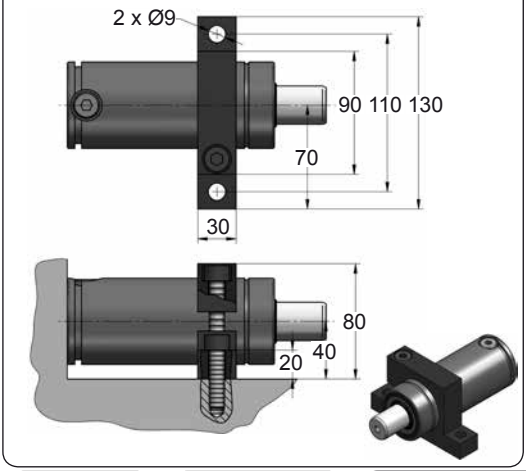

D67-050

VDI

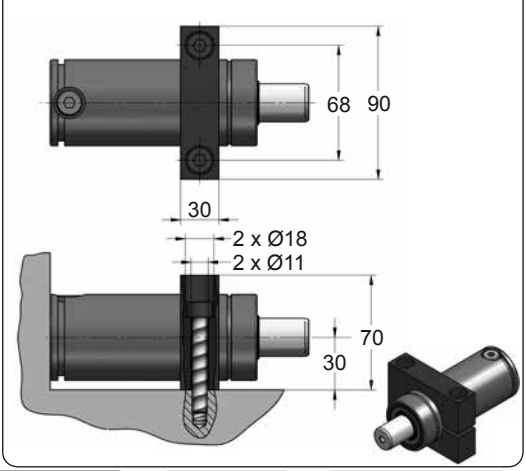







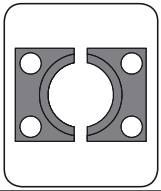

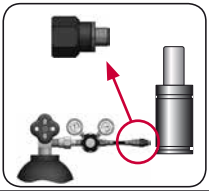

CODE		CWC 1000 050	KIT XXXXXXX-S KIT XXXXXXX-C	C05-050	18 GA 5
ENG	ORDER	GAS SPRING	REPAIR KIT	FLANGE	CHARGING ADAPTER
DEU	BESTELLUNG	GASDRUCKFEDER	ERSATZTEILSATZ	FLANSCHE	LADEADAPTER
FRA	COMMANDE	RESSORT À GAZ	KIT DE RÉPARATION	BRIDE	RACCORD DE CHARGE
ITA	ORDINE	CILINDRO AD AZOTO	KIT DI MANUTENZIONE	FLANGE	ADATTATORE DI CARICO
ESP	PEDIDO	RESORTE DE GAS	KIT DE REPARACION	BRIDA	ADAPTADOR DE CARGA
POR	PEDIDO	CILINDRO DE GÁS	KIT DE MANUTENÇÃO	FLANGE	ADAPTADOR DE CARGA

CW 1500

Compact Height

BMW	B2 4005	**FORD**	W-DX35-6204
MB	B8 3180 220 000 004		
VW	39D 997		

AZOL GAS

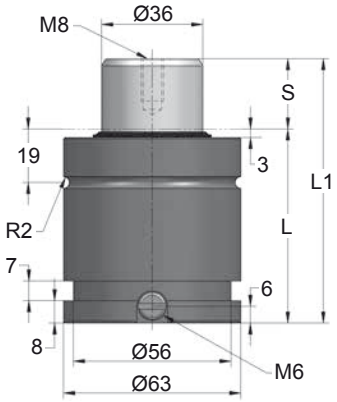

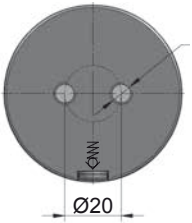

> Vmax

ORDER	S (mm)	L1 ±0,25 (mm)	L (mm)	Kg.
CW 1500 013	13	70	57	1.00
CW 1500 016	16	76	60	1.06
CW 1500 019	19	82	63	1.10
CW 1500 025	25	94	69	1.20
CW 1500 032	32	108	76	1.29
CW 1500 038	38	120	82	1.38
CW 1500 050	50	144	94	1.56
CW 1500 063	63	170	107	1.72
CW 1500 075	75	194	119	1.90
CW 1500 080	80	204	124	1.98
CW 1500 100	100	244	144	2.30
CW 1500 125	125	294	169	2.65

PED 2014/68/UE

VDI

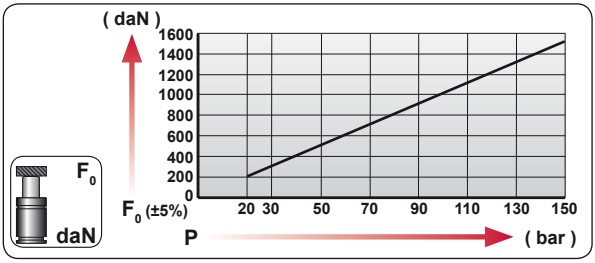

CODE		bar	psi	F_0 daN	F_1 daN
CW 1500 050		150	2175	1530	2640
CW-H 1500 050		0	0	---	---

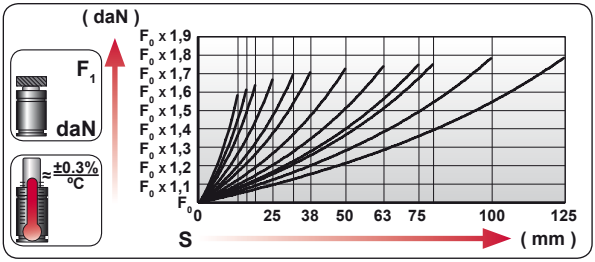

ENG	ORDER
DEU	BESTELLUNG
FRA	COMMANDE
ITA	ORDINE
ESP	PEDIDO
POR	PEDIDO

F_0 daN — S mm

CW 1500 50

CW 1500 050

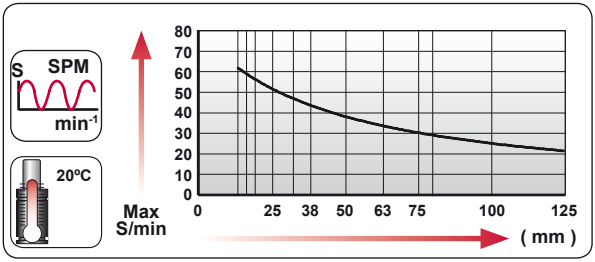



N_2	Smax < 90%	Vmax 1,6 m/s	bar psi 20 290	bar psi 150 2175	°C °F 0 32	°C °F 80 176	600 CP-

AZOL GAS

CW 1500

Compact Height

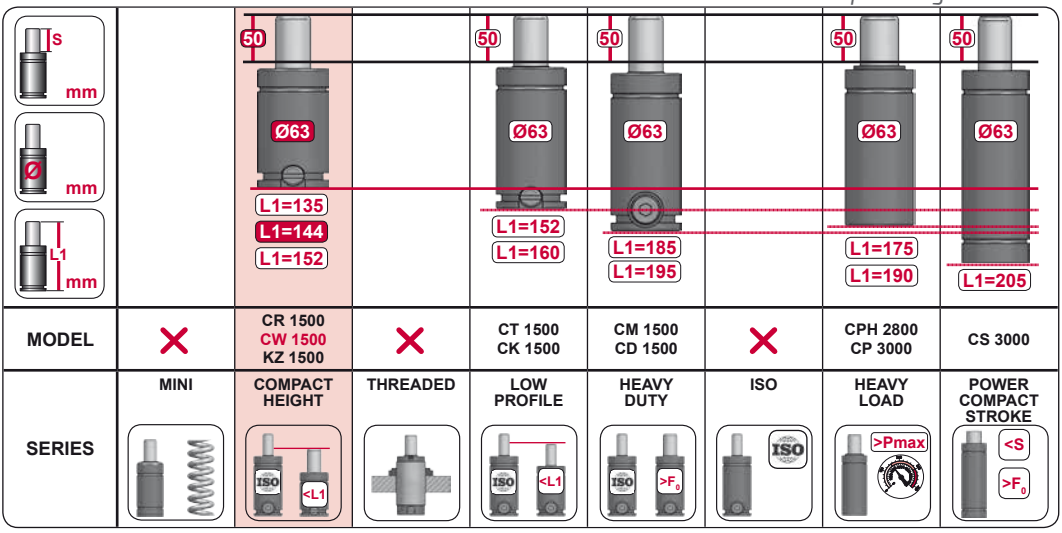

MODEL		CR 1500 CW 1500 KZ 1500		CT 1500 CK 1500	CM 1500 CD 1500		CPH 2800 CP 3000	CS 3000
SERIES	MINI	COMPACT HEIGHT	THREADED	LOW PROFILE	HEAVY DUTY	ISO	HEAVY LOAD	POWER COMPACT STROKE

CW

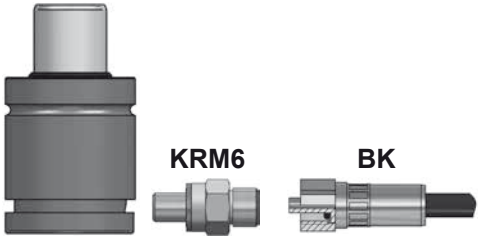

CWC





CODE		CW 1500 050	KIT XXXXXXX-S KIT XXXXXXX-C	A14-063	06 GA 11
ENG	ORDER	GAS SPRING	REPAIR KIT	FLANGE	CHARGING ADAPTER
DEU	BESTELLUNG	GASDRUCKFEDER	ERSATZTEILSATZ	FLANSCHE	LADEADAPTER
FRA	COMMANDE	RESSORT À GAZ	KIT DE RÉPARATION	BRIDE	RACCORD DE CHARGE
ITA	ORDINE	CILINDRO AD AZOTO	KIT DI MANUTENZIONE	FLANGE	ADATTATORE DI CARICO
ESP	PEDIDO	RESORTE DE GAS	KIT DE REPARACION	BRIDA	ADAPTADOR DE CARGA
POR	PEDIDO	CILINDRO DE GÁS	KIT DE MANUTENÇÃO	FLANGE	ADAPTADOR DE CARGA

CWC 1500

Compact Height

AZOL GAS

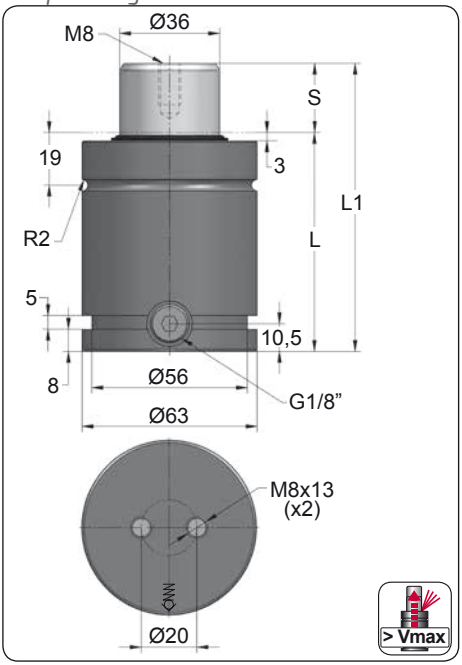

ORDER	S (mm)	L1 ±0,25 (mm)	L (mm)	Kg.
CWC 1500 013	13	80	67	1.05
CWC 1500 016	16	86	70	1.12
CWC 1500 019	19	92	73	1.16
CWC 1500 025	25	104	79	1.26
CWC 1500 032	32	118	86	1.35
CWC 1500 038	38	130	92	1.45
CWC 1500 050	50	154	104	1.64
CWC 1500 063	63	180	117	1.81
CWC 1500 075	75	204	129	2.00
CWC 1500 080	80	214	134	2.08
CWC 1500 100	100	254	154	2.42
CWC 1500 125	125	304	179	2.79

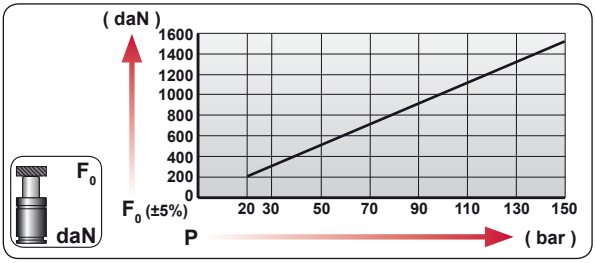

CODE	bar	psi	F_0 daN	F_1 daN
CWC 1500 050	150	2175	1530	2640
CWC-H 1500 050	0	0	---	---

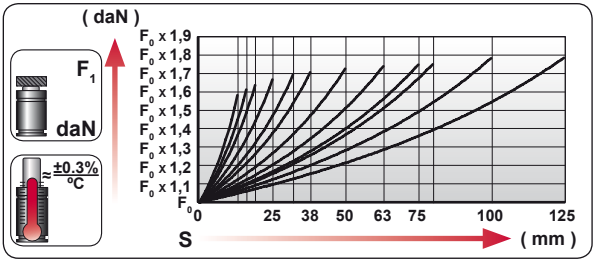

ENG	ORDER
DEU	BESTELLUNG
FRA	COMMANDE
ITA	ORDINE
ESP	PEDIDO
POR	PEDIDO



CWC 1500 50

CWC 1500 050

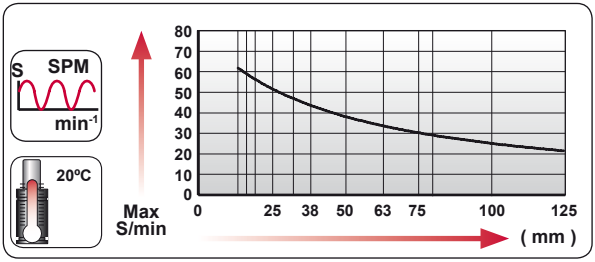



N_2	Smax < 90%	Vmax 1,6 m/s	bar psi 20 290	bar psi 150 2175	°C °F 0 32	°C °F 80 176	600 CP-

AZOL GAS

CWC 1500

Compact Height



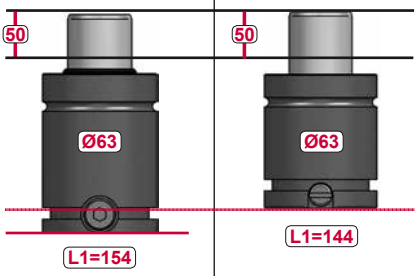

MODEL	CWC 1500	CW 1500

CW

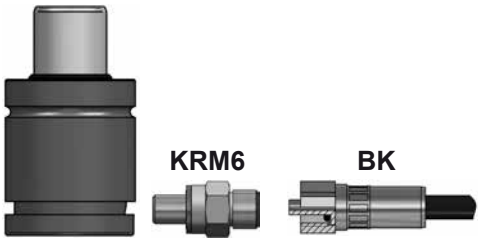

CWC









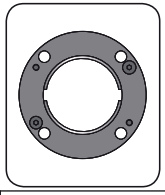

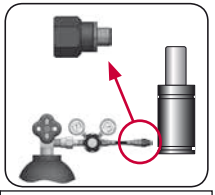

CODE		CWC 1500 050	KIT XXXXXXX-S KIT XXXXXXX-C	A14-063	18 GA 5
ENG	ORDER	GAS SPRING	REPAIR KIT	FLANGE	CHARGING ADAPTER
DEU	BESTELLUNG	GASDRUCKFEDER	ERSATZTEILSATZ	FLANSCHE	LADEADAPTER
FRA	COMMANDE	RESSORT À GAZ	KIT DE RÉPARATION	BRIDE	RACCORD DE CHARGE
ITA	ORDINE	CILINDRO AD AZOTO	KIT DI MANUTENZIONE	FLANGE	ADATTATORE DI CARICO
ESP	PEDIDO	RESORTE DE GAS	KIT DE REPARACION	BRIDA	ADAPTADOR DE CARGA
POR	PEDIDO	CILINDRO DE GÁS	KIT DE MANUTENÇÃO	FLANGE	ADAPTADOR DE CARGA

CWC 1500 MOUNTS

Compact Height

AZOL GAS

A14-063

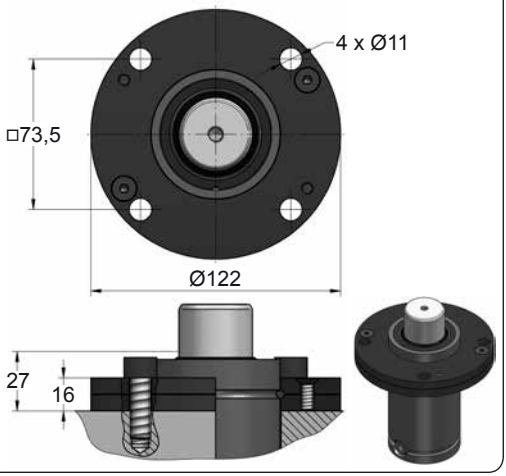

A39-063

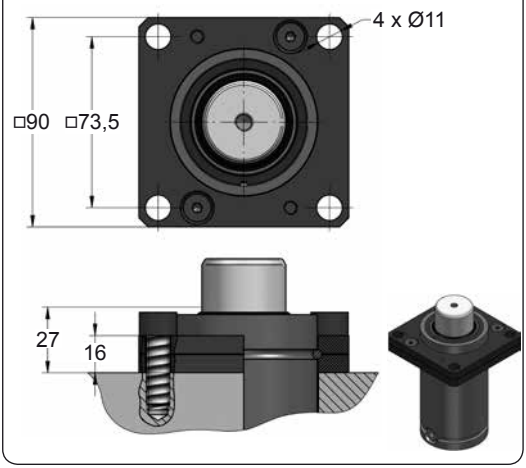

B36-063

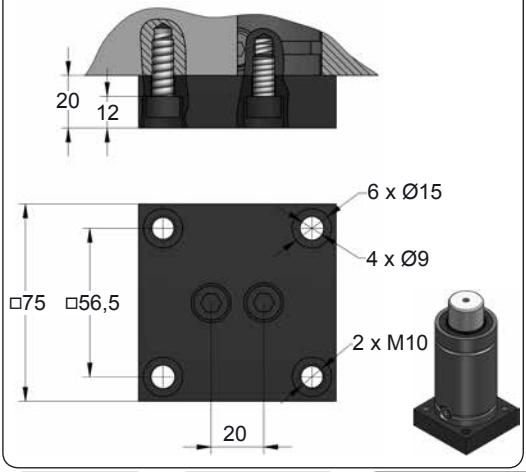

B41-063

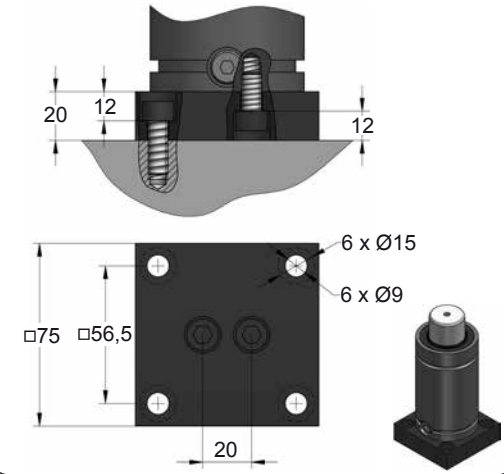



CODE		CWC 1500 050	KIT XXXXXXX-S KIT XXXXXXX-C	A14-063	18 GA 5
ENG	ORDER	GAS SPRING	REPAIR KIT	FLANGE	CHARGING ADAPTER
DEU	BESTELLUNG	GASDRUCKFEDER	ERSATZTEILSATZ	FLANSCHE	LADEADAPTER
FRA	COMMANDE	RESSORT À GAZ	KIT DE RÉPARATION	BRIDE	RACCORD DE CHARGE
ITA	ORDINE	CILINDRO AD AZOTO	KIT DI MANUTENZIONE	FLANGE	ADATTATORE DI CARICO
ESP	PEDIDO	RESORTE DE GAS	KIT DE REPARACION	BRIDA	ADAPTADOR DE CARGA
POR	PEDIDO	CILINDRO DE GÁS	KIT DE MANUTENÇÃO	FLANGE	ADAPTADOR DE CARGA

AZOL GAS

CWC 1500 MOUNTS

Compact Height

C05-063

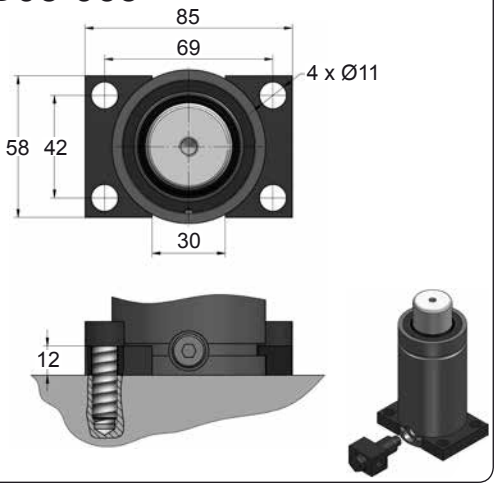

C35-063

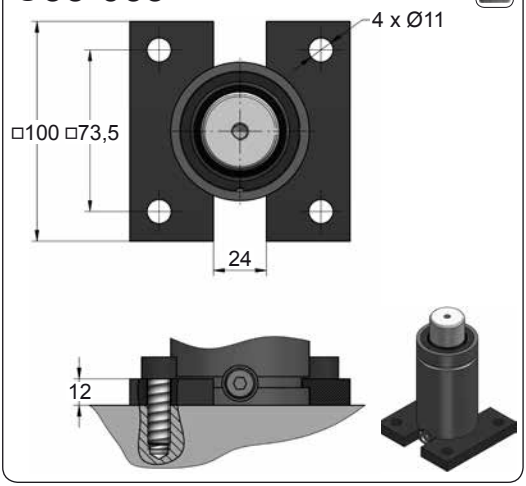

D02-063

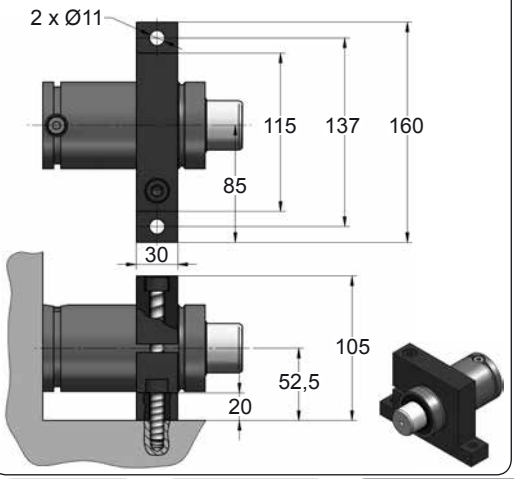

D67-063

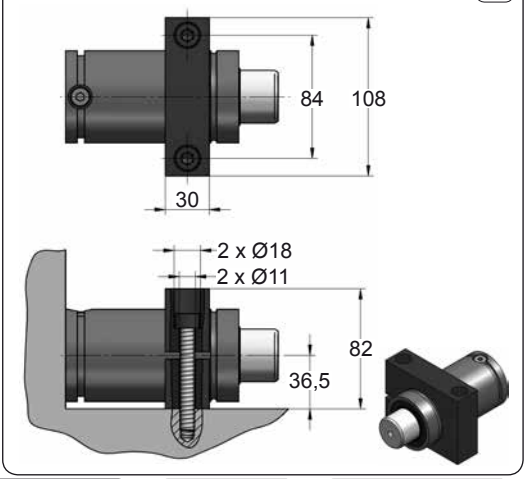







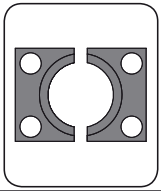

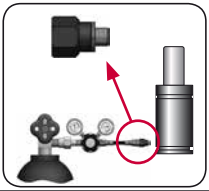

CODE		CWC 1500 050	KIT XXXXXXX-S KIT XXXXXXX-C	C05-063	18 GA 5
ENG	ORDER	GAS SPRING	REPAIR KIT	FLANGE	CHARGING ADAPTER
DEU	BESTELLUNG	GASDRUCKFEDER	ERSATZTEILSATZ	FLANSCHE	LADEADAPTER
FRA	COMMANDE	RESSORT À GAZ	KIT DE RÉPARATION	BRIDE	RACCORD DE CHARGE
ITA	ORDINE	CILINDRO AD AZOTO	KIT DI MANUTENZIONE	FLANGE	ADATTATORE DI CARICO
ESP	PEDIDO	RESORTE DE GAS	KIT DE REPARACION	BRIDA	ADAPTADOR DE CARGA
POR	PEDIDO	CILINDRO DE GÁS	KIT DE MANUTENÇÃO	FLANGE	ADAPTADOR DE CARGA

CW 2400

Compact Height

AZOL GAS

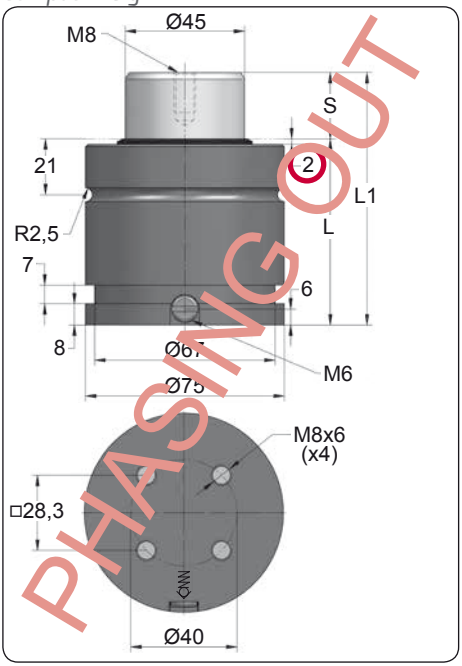

ORDER	S (mm)	L1 ±0,25 (mm)	L (mm)	Kg.
CW 2400 005	5	55	50	1.30
CW 2400 010	10	65	55	1.42
CW 2400 016	16	77	61	1.55
CW 2400 019	19	83	64	1.61
CW 2400 025	25	95	70	1.75
CW 2400 032	32	109	77	1.88
CW 2400 038	38	121	83	2.03
CW 2400 050	50	145	95	2.28
CW 2400 063	63	171	108	2.57
CW 2400 075	75	195	120	2.86
CW 2400 080	80	205	125	3.13
CW 2400 100	100	245	145	3.43
CW 2400 125	125	295	170	4.40

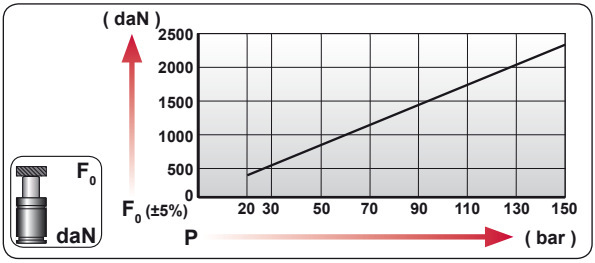

CODE	bar	psi	F0 daN	F1 daN
CW 2400 050	150	2175	2385	4500
CW-H 2400 050	0	0	---	---

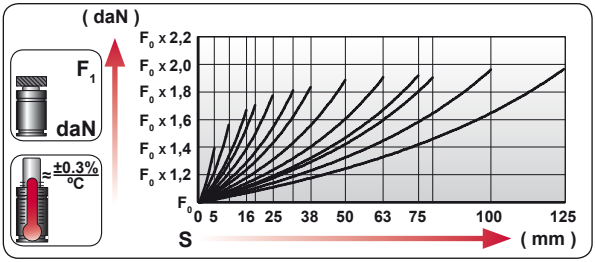

ENG	ORDER
DEU	BESTELLUNG
FRA	COMMANDE
ITA	ORDINE
ESP	PEDIDO
POR	PEDIDO

F0 daN — S mm

CW 2400 50

CW 2400 050

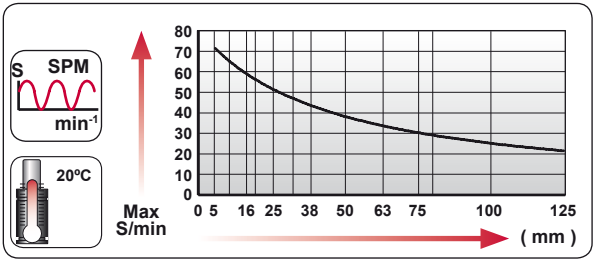



N_2	Smax < 90%	Vmax 1,6 m/s	bar psi 20 290	bar psi 150 2175	ºC ºF 0 32	ºC ºF 80 176	600 CP-

AZOL GAS

CW 2400

Compact Height

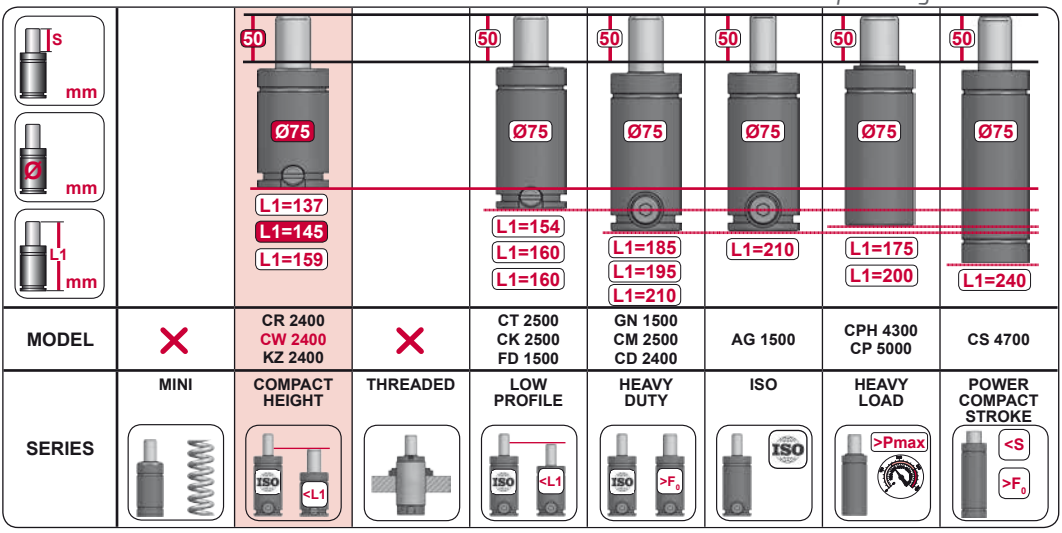

MODEL	×	CR 2400 CW 2400 KZ 2400	×	CT 2500 CK 2500 FD 1500	GN 1500 CM 2500 CD 2400	AG 1500	CPH 4300 CP 5000	CS 4700
SERIES	MINI	COMPACT HEIGHT	THREADED	LOW PROFILE	HEAVY DUTY	ISO	HEAVY LOAD	POWER COMPACT STROKE

CW







CWC

























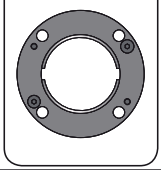

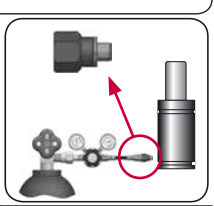

CODE		CW 2400 050	KIT XXXXXXX-S KIT XXXXXXX-C	A14-075	06 GA 11
ENG	ORDER	GAS SPRING	REPAIR KIT	FLANGE	CHARGING ADAPTER
DEU	BESTELLUNG	GASDRUCKFEDER	ERSATZTEILSATZ	FLANSCHE	LADEADAPTER
FRA	COMMANDE	RESSORT À GAZ	KIT DE RÉPARATION	BRIDE	RACCORD DE CHARGE
ITA	ORDINE	CILINDRO AD AZOTO	KIT DI MANUTENZIONE	FLANGE	ADATTATORE DI CARICO
ESP	PEDIDO	RESORTE DE GAS	KIT DE REPARACION	BRIDA	ADAPTADOR DE CARGA
POR	PEDIDO	CILINDRO DE GÁS	KIT DE MANUTENÇÃO	FLANGE	ADAPTADOR DE CARGA

CW 2400 V1

Compact Height

BMW	B2 4005	**FORD**	W-DX35-6204	**PSA**	E24.54.815.G
MB	B8 3180 220 000 004				
VW	39D 997				

AZOL GAS

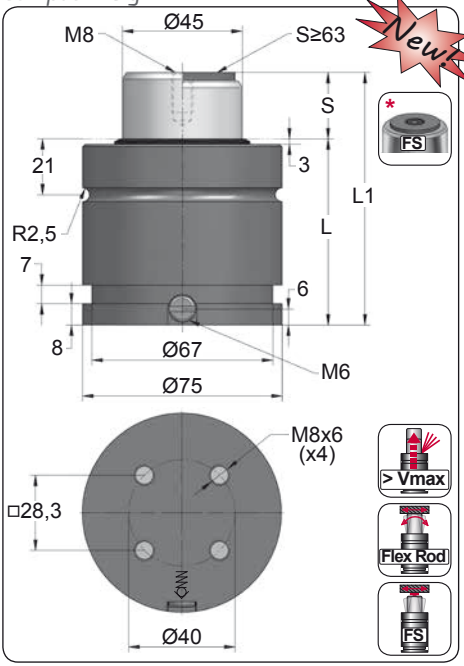

ORDER	S (mm)	L1 ±0,25 (mm)	L (mm)	Kg.
CW 2400 010 V1	10	65	55	1.42
CW 2400 016 V1	16	77	61	1.55
CW 2400 019 V1	19	83	64	1.61
CW 2400 025 V1	25	95	70	1.75
CW 2400 032 V1	32	109	77	1.88
CW 2400 038 V1	38	121	83	2.03
CW 2400 050 V1	50	145	95	2.28
CW 2400 063 V1 *	63	171	108	2.57
CW 2400 075 V1 *	75	195	120	2.86
CW 2400 080 V1 *	80	205	125	3.13
CW 2400 100 V1 *	100	245	145	3.43
CW 2400 125 V1 *	125	295	170	4.40

PED 2014/68/UE

VDI

CNOMO

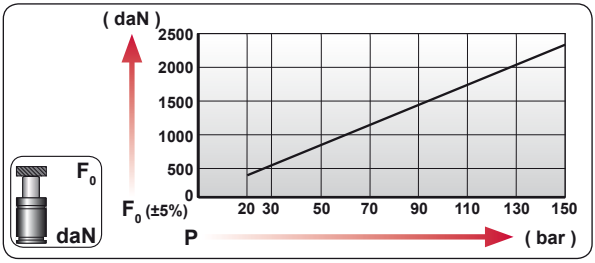

CODE	bar	psi	F_0 daN	F_1 daN
CW 2400 050 V1	150	2175	2385	4500
CW-H 2400 050 V1	0	0	---	---

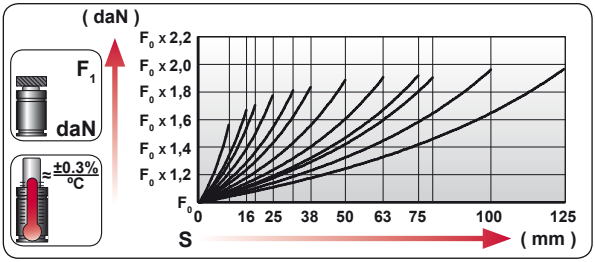

ENG	ORDER
DEU	BESTELLUNG
FRA	COMMANDE
ITA	ORDINE
ESP	PEDIDO
POR	PEDIDO

F_0 daN — S mm

CW 2400 50

CW 2400 050 V1

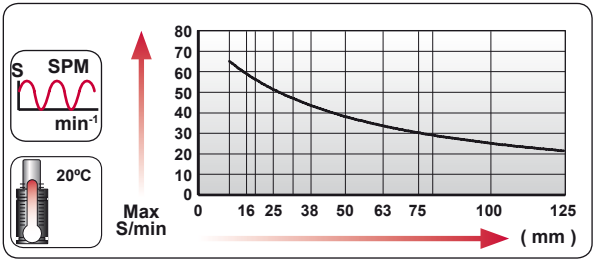



N_2	Smax < 90%	Vmax 1,6 m/s	bar psi 20 290	bar psi 150 2175	°C °F 0 32	°C °F 80 176	600 CP-

AZOL GAS

CW 2400 V1

Compact Height

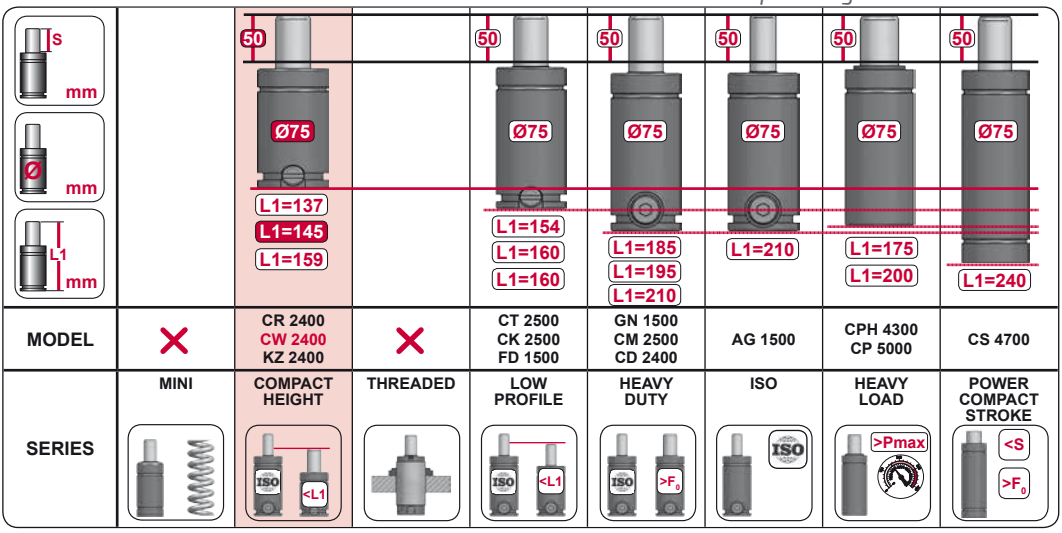

MODEL	×	CR 2400 **CW 2400** KZ 2400	×	CT 2500 CK 2500 FD 1500	GN 1500 CM 2500 CD 2400	AG 1500	CPH 4300 CP 5000	CS 4700
SERIES	MINI	COMPACT HEIGHT	THREADED	LOW PROFILE	HEAVY DUTY	ISO	HEAVY LOAD	POWER COMPACT STROKE

CW

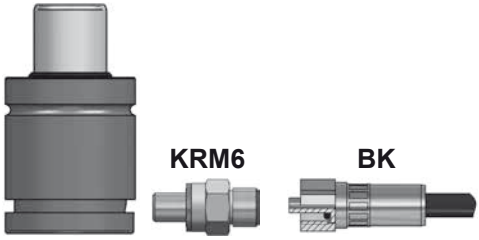

CWC





CODE		CW 2400 050 V1	KIT XXXXXXX-S KIT XXXXXXX-C	A14-075	06 GA 11
ENG	ORDER	GAS SPRING	REPAIR KIT	FLANGE	CHARGING ADAPTER
DEU	BESTELLUNG	GASDRUCKFEDER	ERSATZTEILSATZ	FLANSCHE	LADEADAPTER
FRA	COMMANDE	RESSORT À GAZ	KIT DE RÉPARATION	BRIDE	RACCORD DE CHARGE
ITA	ORDINE	CILINDRO AD AZOTO	KIT DI MANUTENZIONE	FLANGE	ADATTATORE DI CARICO
ESP	PEDIDO	RESORTE DE GAS	KIT DE REPARACION	BRIDA	ADAPTADOR DE CARGA
POR	PEDIDO	CILINDRO DE GÁS	KIT DE MANUTENÇÃO	FLANGE	ADAPTADOR DE CARGA

CWC 2400 V1

Compact Height

AZOL GAS

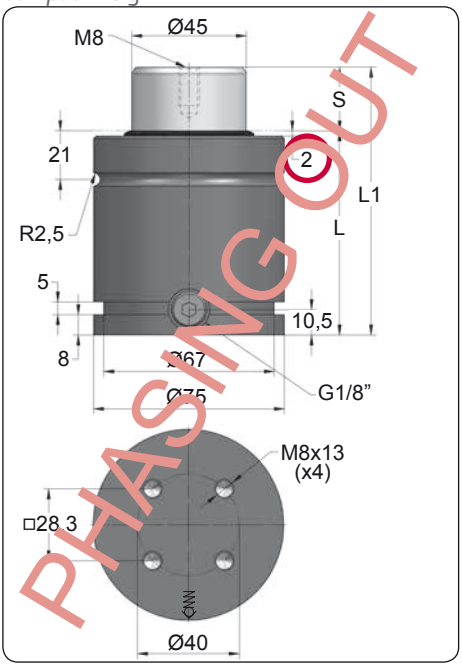

ORDER	S (mm)	L1 ±0,25 (mm)	L (mm)	Kg.
CWC 2400 010 V1	10	75	65	1.49
CWC 2400 016 V1	16	87	71	1.63
CWC 2400 019 V1	19	93	74	1.69
CWC 2400 025 V1	25	105	80	1.84
CWC 2400 032 V1	32	119	87	1.98
CWC 2400 038 V1	38	131	93	2.13
CWC 2400 050 V1	50	155	105	2.40
CWC 2400 063 V1	63	181	118	2.71
CWC 2400 075 V1	75	205	130	3.01
CWC 2400 080 V1	80	215	135	3.29
CWC 2400 100 V1	100	255	155	3.61
CWC 2400 125 V1	125	305	180	4.63

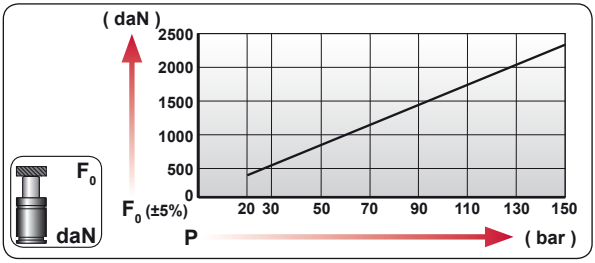

CODE	bar	psi	F0 daN	F1 daN
CWC 2400 050 V1	150	2175	2385	4500
CWC-H 2400 050 V1	0	0	---	---

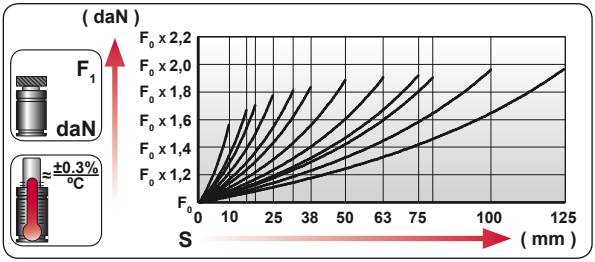

ENG	ORDER
DEU	BESTELLUNG
FRA	COMMANDE
ITA	ORDINE
ESP	PEDIDO
POR	PEDIDO

F0 daN — S mm

CWC 2400 50

CWC 2400 050 V1

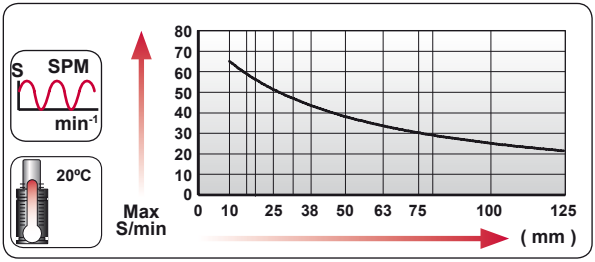



N_2	Smax < 90%	Vmax 1,6 m/s	bar psi 20 290	bar psi 150 2175	°C °F 0 32	°C °F 80 176	600 CP-

AZOL GAS

CWC 2400 V1

Compact Height



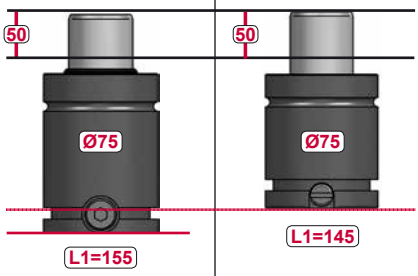

MODEL	CWC 2400	CW 2400

CW

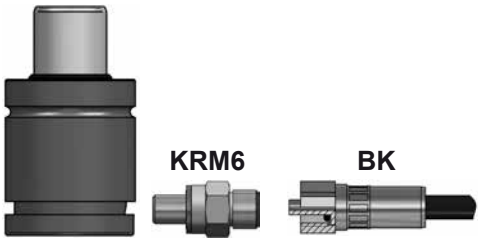

CWC









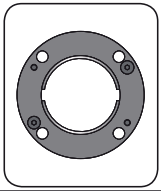

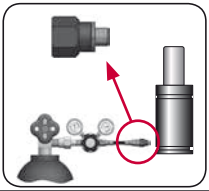

CODE		CWC 2400 050 V1	KIT XXXXXXX-S KIT XXXXXXX-C	A14-075	18 GA 5
ENG	ORDER	GAS SPRING	REPAIR KIT	FLANGE	CHARGING ADAPTER
DEU	BESTELLUNG	GASDRUCKFEDER	ERSATZTEILSATZ	FLANSCHE	LADEADAPTER
FRA	COMMANDE	RESSORT À GAZ	KIT DE RÉPARATION	BRIDE	RACCORD DE CHARGE
ITA	ORDINE	CILINDRO AD AZOTO	KIT DI MANUTENZIONE	FLANGE	ADATTATORE DI CARICO
ESP	PEDIDO	RESORTE DE GAS	KIT DE REPARACION	BRIDA	ADAPTADOR DE CARGA
POR	PEDIDO	CILINDRO DE GÁS	KIT DE MANUTENÇÃO	FLANGE	ADAPTADOR DE CARGA

CWC 2400 V2

Compact Height

AZOL GAS

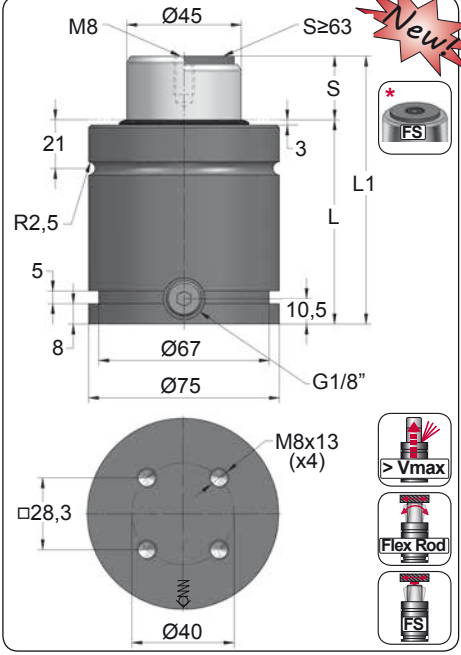

Newt

ORDER	S (mm)	L1 ±0,25 (mm)	L (mm)	Kg.
CWC 2400 010 V2	10	75	65	1.49
CWC 2400 016 V2	16	87	71	1.63
CWC 2400 019 V2	19	93	74	1.69
CWC 2400 025 V2	25	105	80	1.84
CWC 2400 032 V2	32	119	87	1.98
CWC 2400 038 V2	38	131	93	2.13
CWC 2400 050 V2	50	155	105	2.40
CWC 2400 063 V2 *	63	181	118	2.71
CWC 2400 075 V2 *	75	205	130	3.01
CWC 2400 080 V2 *	80	215	135	3.29
CWC 2400 100 V2 *	100	255	155	3.61
CWC 2400 125 V2 *	125	305	180	4.63

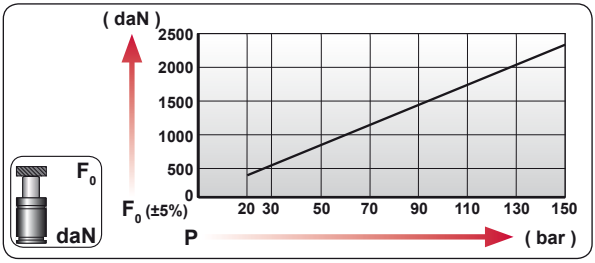

CODE	bar	psi	F0 daN	F1 daN
CWC 2400 050 V2	150	2175	2385	4500
CWC-H 2400 050 V2	0	0	---	---

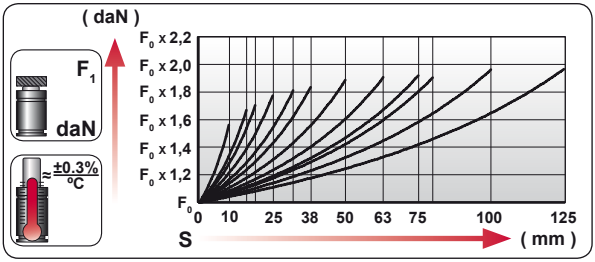

ENG	ORDER
DEU	BESTELLUNG
FRA	COMMANDE
ITA	ORDINE
ESP	PEDIDO
POR	PEDIDO

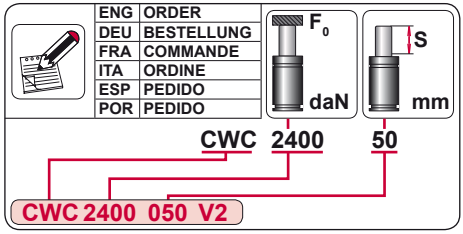

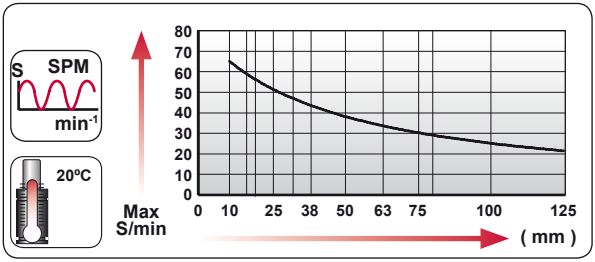



N_2	Smax < 90%	Vmax 1,6 m/s	bar psi 20 290	bar psi 150 2175	°C °F 0 32	°C °F 80 176	600 CP-

AZOL GAS

CWC 2400 V2

Compact Height



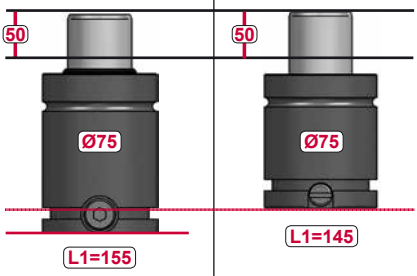

MODEL	CWC 2400	CW 2400

CW







CWC

























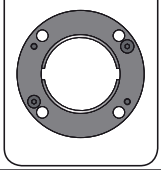

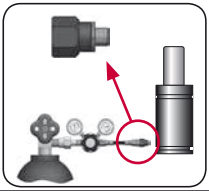

CODE		CWC 2400 050 V2	KIT XXXXXXX-S KIT XXXXXXX-C	A14-075	18 GA 5
ENG	ORDER	GAS SPRING	REPAIR KIT	FLANGE	CHARGING ADAPTER
DEU	BESTELLUNG	GASDRUCKFEDER	ERSATZTEILSATZ	FLANSCHE	LADEADAPTER
FRA	COMMANDE	RESSORT À GAZ	KIT DE RÉPARATION	BRIDE	RACCORD DE CHARGE
ITA	ORDINE	CILINDRO AD AZOTO	KIT DI MANUTENZIONE	FLANGE	ADATTATORE DI CARICO
ESP	PEDIDO	RESORTE DE GAS	KIT DE REPARACION	BRIDA	ADAPTADOR DE CARGA
POR	PEDIDO	CILINDRO DE GÁS	KIT DE MANUTENÇÃO	FLANGE	ADAPTADOR DE CARGA

CWC 2400 V2 MOUNTS

Compact Height

AZOL GAS

A14-075

E24.54.815.G
EM24.54.700/F

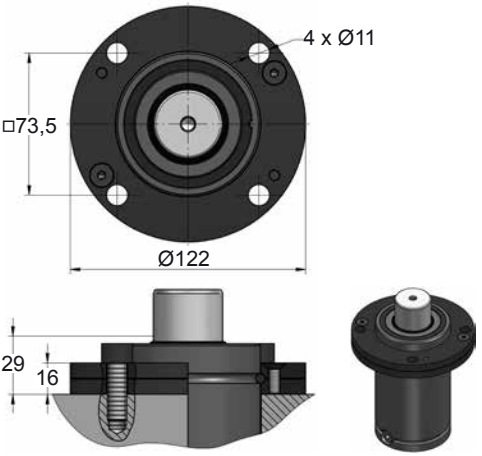

A34-075

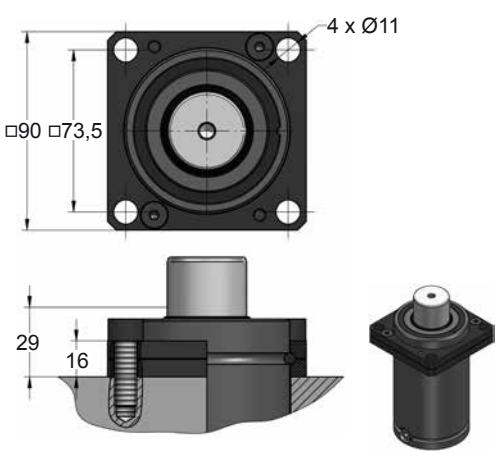

B36-075

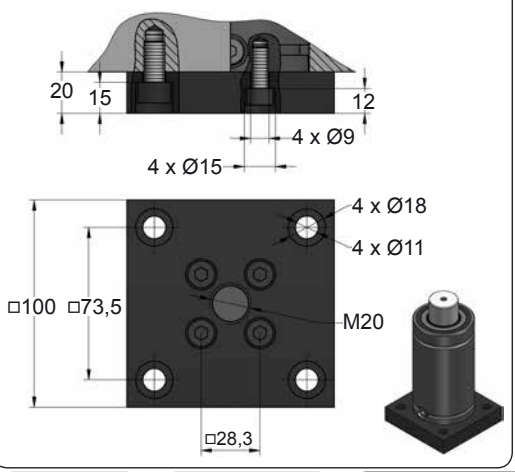

B41-075

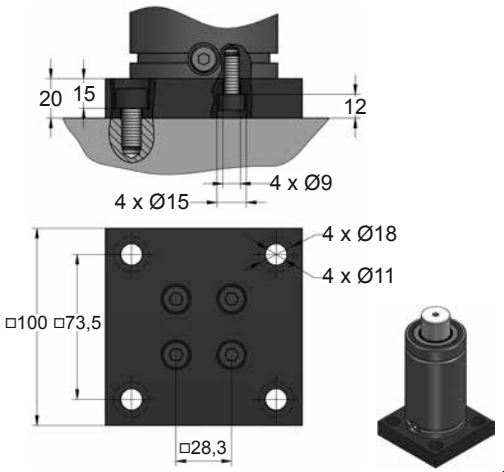







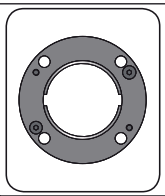

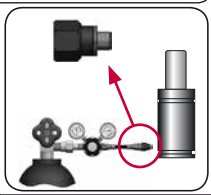

CODE		CWC 2400 050 V2	KIT XXXXXXX-S KIT XXXXXXX-C	A14-075	18 GA 5
ENG	ORDER	GAS SPRING	REPAIR KIT	FLANGE	CHARGING ADAPTER
DEU	BESTELLUNG	GASDRUCKFEDER	ERSATZTEILSATZ	FLANSCHE	LADEADAPTER
FRA	COMMANDE	RESSORT À GAZ	KIT DE RÉPARATION	BRIDE	RACCORD DE CHARGE
ITA	ORDINE	CILINDRO AD AZOTO	KIT DI MANUTENZIONE	FLANGE	ADATTATORE DI CARICO
ESP	PEDIDO	RESORTE DE GAS	KIT DE REPARACION	BRIDA	ADAPTADOR DE CARGA
POR	PEDIDO	CILINDRO DE GÁS	KIT DE MANUTENÇÃO	FLANGE	ADAPTADOR DE CARGA

AZOL GAS

CWC 2400 V2 MOUNTS

Compact Height

C05-075

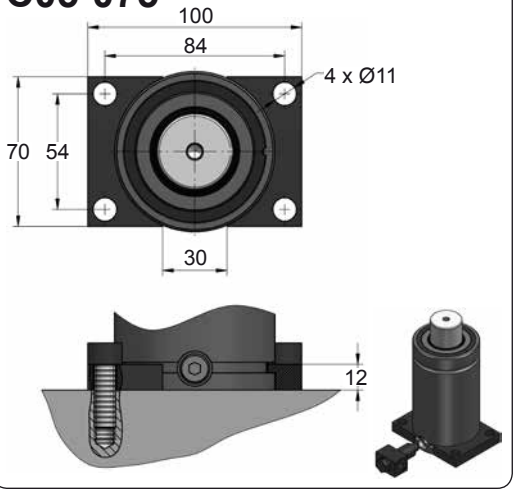

C20-075

ISO · VDI · E24.54.815.G EM24.54.700/F

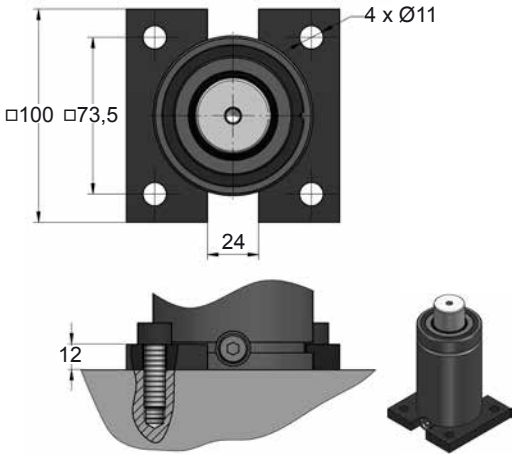

D02-075

ISO · E24.54.815.G EM24.54.700/F

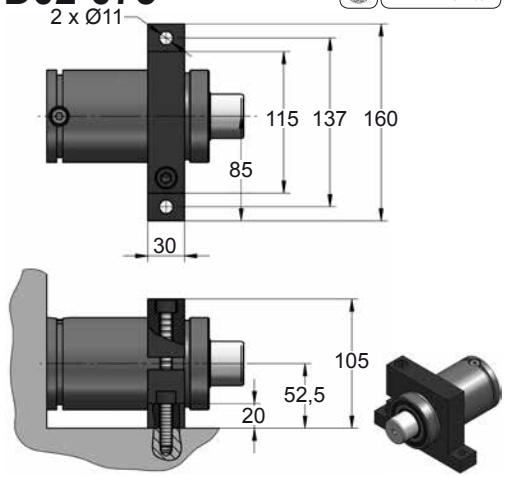

D67-075

VDI

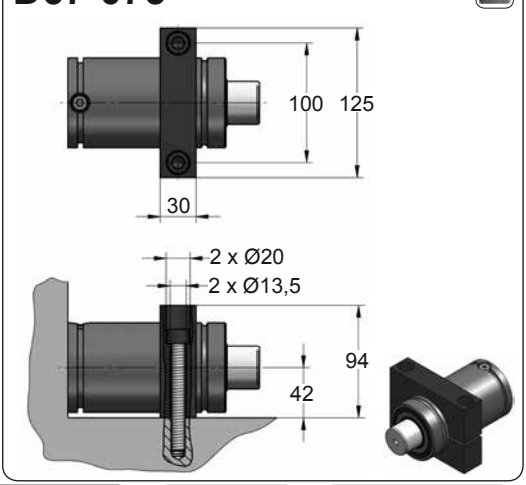







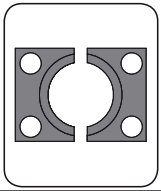

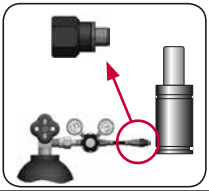

CODE		CWC 2400 050 V2	KIT XXXXXXX-S KIT XXXXXXX-C	C05-075	18 GA 5
ENG	ORDER	GAS SPRING	REPAIR KIT	FLANGE	CHARGING ADAPTER
DEU	BESTELLUNG	GASDRUCKFEDER	ERSATZTEILSATZ	FLANSCHE	LADEADAPTER
FRA	COMMANDE	RESSORT À GAZ	KIT DE RÉPARATION	BRIDE	RACCORD DE CHARGE
ITA	ORDINE	CILINDRO AD AZOTO	KIT DI MANUTENZIONE	FLANGE	ADATTATORE DI CARICO
ESP	PEDIDO	RESORTE DE GAS	KIT DE REPARACION	BRIDA	ADAPTADOR DE CARGA
POR	PEDIDO	CILINDRO DE GÁS	KIT DE MANUTENÇÃO	FLANGE	ADAPTADOR DE CARGA

CW 4200

Compact Height

AZOL GAS

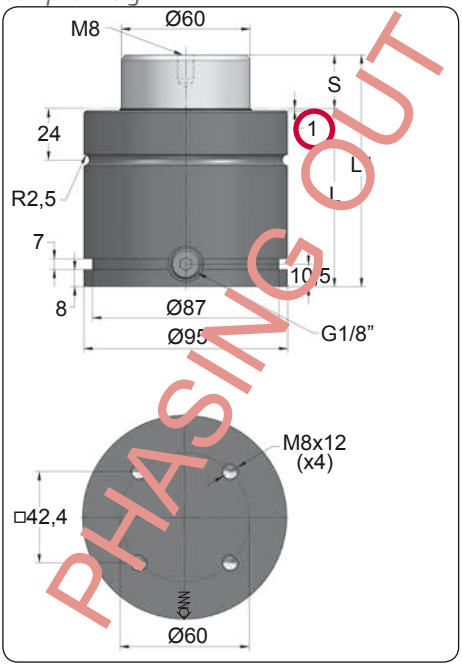

PHASING OUT

ORDER	S (mm)	L1 ±0,25 (mm)	L (mm)	Kg.
CW 4200 016	16	90	74	3.35
CW 4200 019	19	96	77	3.45
CW 4200 025	25	108	83	3.65
CW 4200 032	32	122	90	3.90
CW 4200 038	38	134	96	4.09
CW 4200 050	50	158	108	4.50
CW 4200 063	63	184	121	4.93
CW 4200 075	75	208	133	5.30
CW 4200 080	80	218	138	5.54
CW 4200 100	100	258	158	6.29
CW 4200 125	125	308	183	7.21

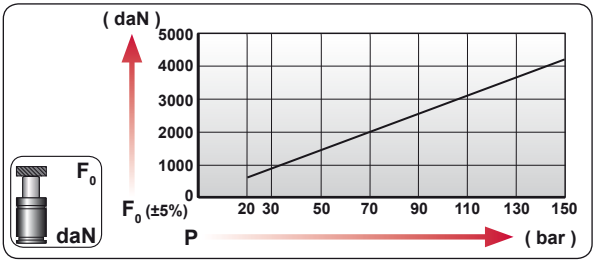

CODE	bar	psi	F_0 daN	F_1 daN
CW 4200 050	150	2175	4240	8335
CW-H 4200 050	0	0	---	---

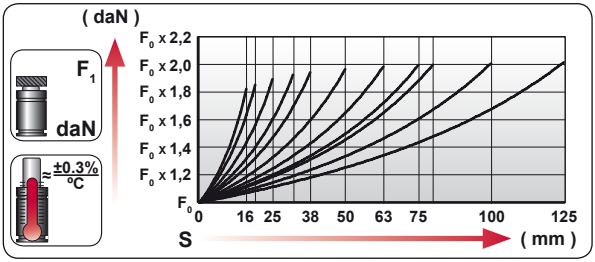

ENG	ORDER
DEU	BESTELLUNG
FRA	COMMANDE
ITA	ORDINE
ESP	PEDIDO
POR	PEDIDO

F_0 daN — S mm

CW 4200 50

CW 4200 050

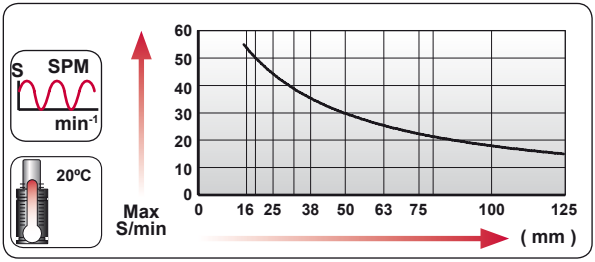



N_2	Smax < 90%	Vmax 1,6 m/s	bar psi 20 290	bar psi 150 2175	°C °F 0 32	°C °F 80 176	600 CP-

AZOL GAS

CW 4200

Compact Height

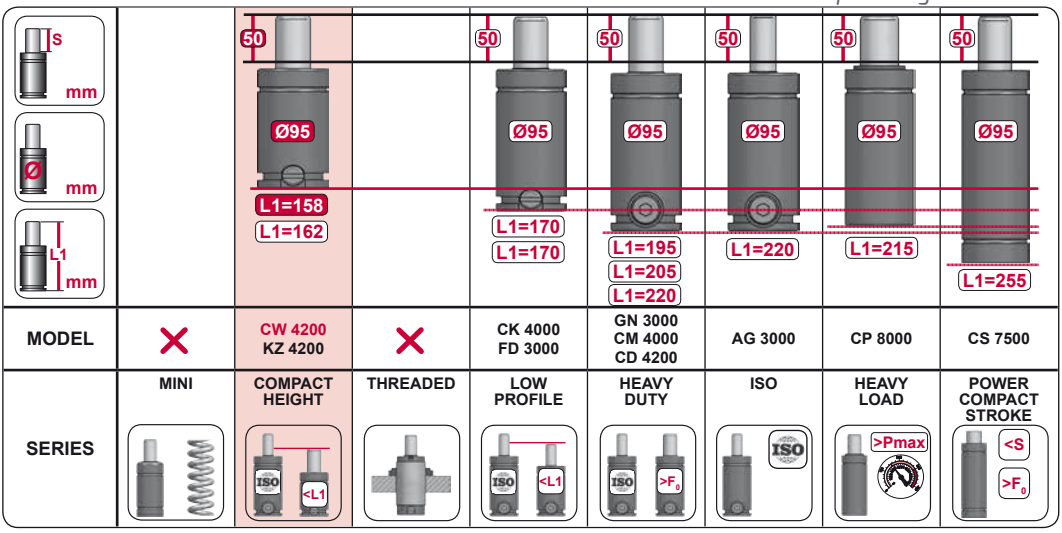

MODEL	✕	CW 4200 KZ 4200	✕	CK 4000 FD 3000	GN 3000 CM 4000 CD 4200	AG 3000	CP 8000	CS 7500
SERIES	MINI	COMPACT HEIGHT	THREADED	LOW PROFILE	HEAVY DUTY	ISO	HEAVY LOAD	POWER COMPACT STROKE



CODE	CW 4200 050	KIT XXXXXXX-S KIT XXXXXXX-C	A14-095	18 GA 5
ENG ORDER	GAS SPRING	REPAIR KIT	FLANGE	CHARGING ADAPTER
DEU BESTELLUNG	GASDRUCKFEDER	ERSATZTEILSATZ	FLANSCHE	LADEADAPTER
FRA COMMANDE	RESSORT À GAZ	KIT DE RÉPARATION	BRIDE	RACCORD DE CHARGE
ITA ORDINE	CILINDRO AD AZOTO	KIT DI MANUTENZIONE	FLANGE	ADATTATORE DI CARICO
ESP PEDIDO	RESORTE DE GAS	KIT DE REPARACION	BRIDA	ADAPTADOR DE CARGA
POR PEDIDO	CILINDRO DE GÁS	KIT DE MANUTENÇÃO	FLANGE	ADAPTADOR DE CARGA

CW 4200 V1

Compact Height

BMW	B2 4005	**FORD**	W-DX35-6204	**PSA**	E24.54.815.G
MB	B8 3180 220 000 004				
VW	39D 997				

AZOL GAS

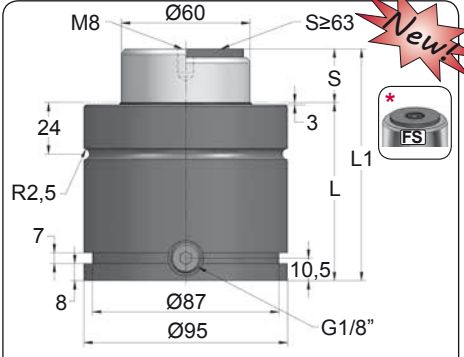

ORDER	S (mm)	L1 ±0,25 (mm)	L (mm)	Kg.
CW 4200 016 V1	16	90	74	3.35
CW 4200 019 V1	19	96	77	3.45
CW 4200 025 V1	25	108	83	3.65
CW 4200 032 V1	32	122	90	3.90
CW 4200 038 V1	38	134	96	4.09
CW 4200 050 V1	50	158	108	4.50
CW 4200 063 V1 *	63	184	121	4.93
CW 4200 075 V1 *	75	208	133	5.30
CW 4200 080 V1 *	80	218	138	5.54
CW 4200 100 V1 *	100	258	158	6.29
CW 4200 125 V1 *	125	308	183	7.21

APPROVED PED 97/23/CE

VDI

CNOMO

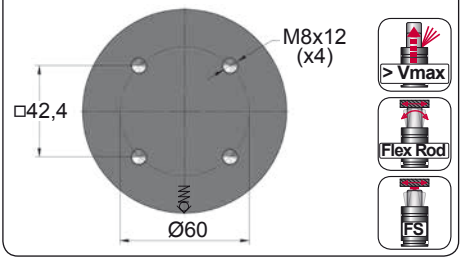

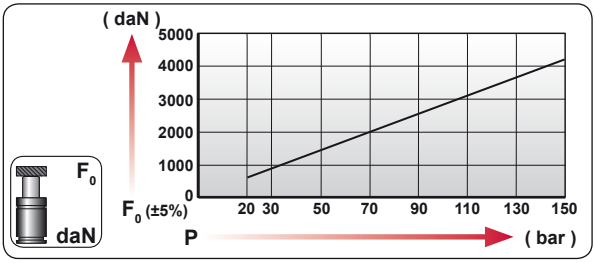

CODE	bar	psi	F_0 daN	F_1 daN
CW 4200 050 V1	150	2175	4240	8335
CW-H 4200 050 V1	0	0	---	---

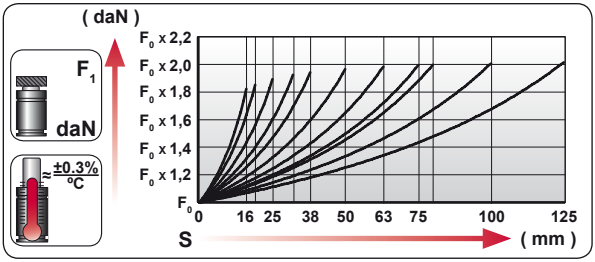

ENG	ORDER
DEU	BESTELLUNG
FRA	COMMANDE
ITA	ORDINE
ESP	PEDIDO
POR	PEDIDO

F_0 daN — S mm

CW 4200 50

CW 4200 050 V1

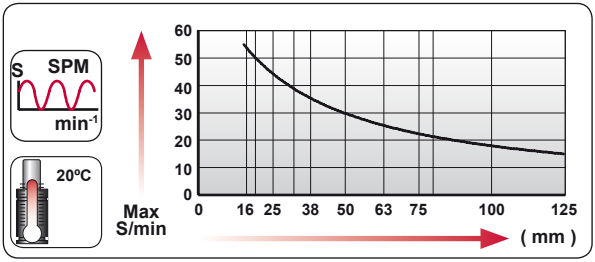

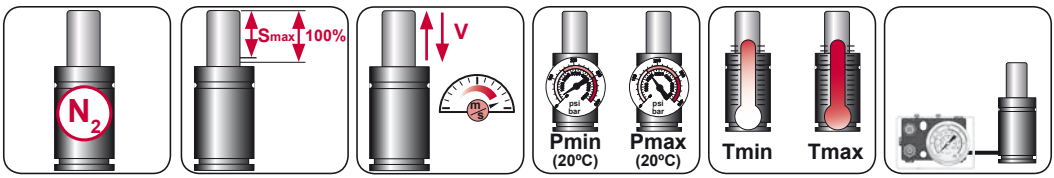

N_2	Smax < 90%	Vmax 1,6 m/s	bar psi 20 290	bar psi 150 2175	°C °F 0 32	°C °F 80 176	600 CP-

AZOL GAS

CW 4200 V1 MOUNTS

Compact Height

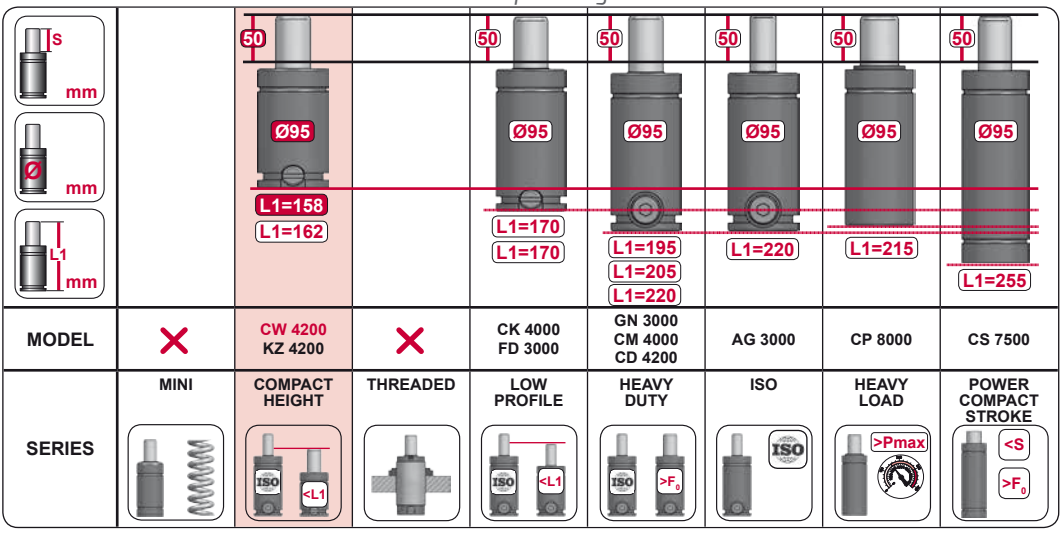

MODEL	✕	CW 4200 KZ 4200	✕	CK 4000 FD 3000	GN 3000 CM 4000 CD 4200	AG 3000	CP 8000	CS 7500
SERIES	MINI	COMPACT HEIGHT	THREADED	LOW PROFILE	HEAVY DUTY	ISO	HEAVY LOAD	POWER COMPACT STROKE

A14-095

ISO E24.54.815.G EM24.54.700/F

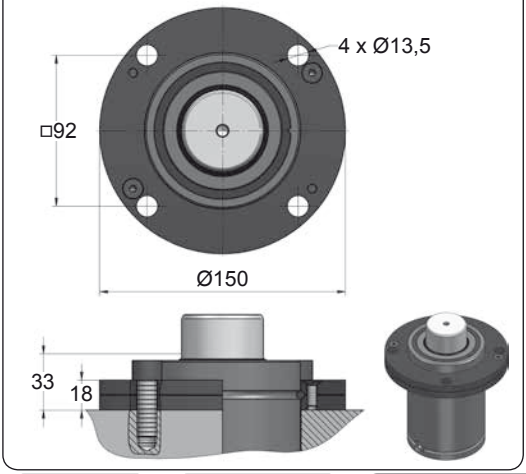

A34-095

ISO VDI

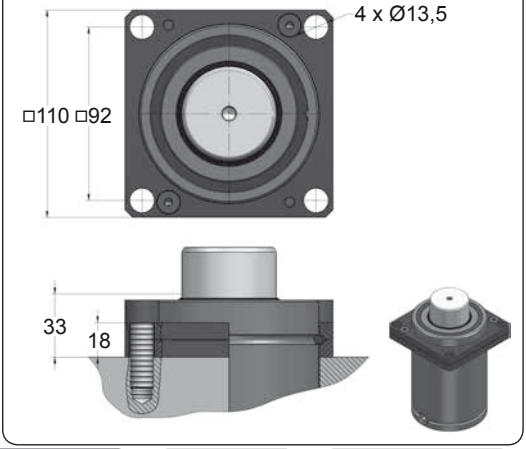



CODE		CW 4200 050 V1	KIT XXXXXXX-S KIT XXXXXXX-C	A14-095	18 GA 5
ENG	ORDER	GAS SPRING	REPAIR KIT	FLANGE	CHARGING ADAPTER
DEU	BESTELLUNG	GASDRUCKFEDER	ERSATZTEILSATZ	FLANSCHE	LADEADAPTER
FRA	COMMANDE	RESSORT À GAZ	KIT DE RÉPARATION	BRIDE	RACCORD DE CHARGE
ITA	ORDINE	CILINDRO AD AZOTO	KIT DI MANUTENZIONE	FLANGE	ADATTATORE DI CARICO
ESP	PEDIDO	RESORTE DE GAS	KIT DE REPARACION	BRIDA	ADAPTADOR DE CARGA
POR	PEDIDO	CILINDRO DE GÁS	KIT DE MANUTENÇÃO	FLANGE	ADAPTADOR DE CARGA

CW 4200 V1 MOUNTS

Compact Height

AZOL GAS

B36-095

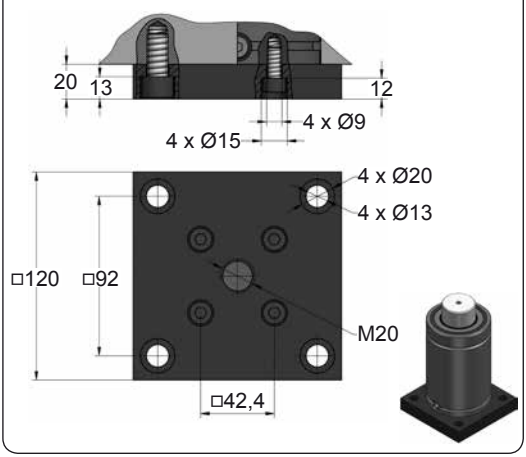

B41-095

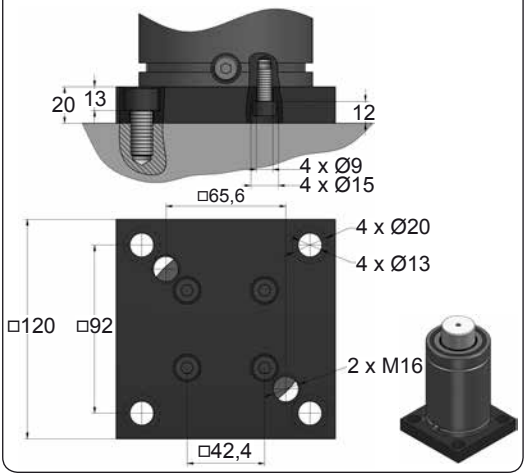

C05-095

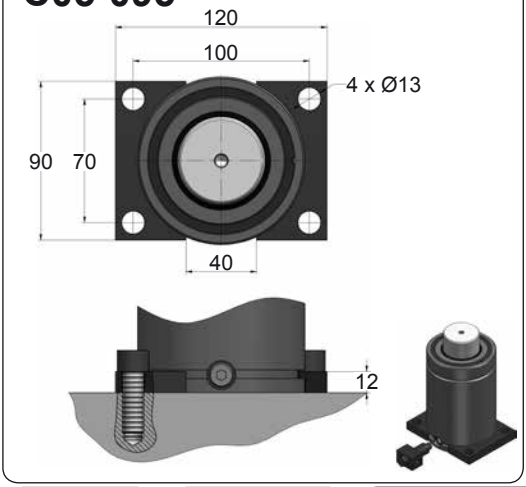

C20-095

ISO · VDI · E24.54.815.G · EM24.54.700/F

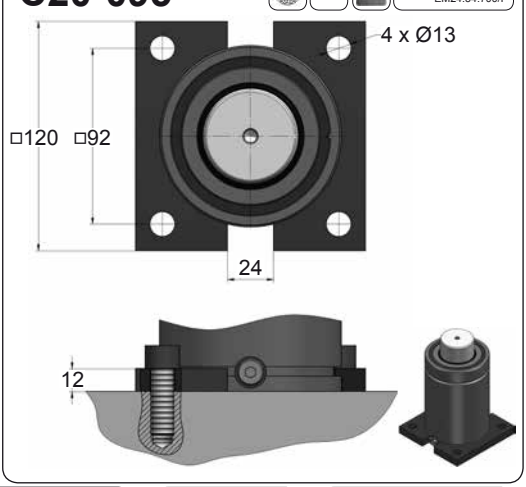







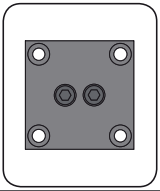

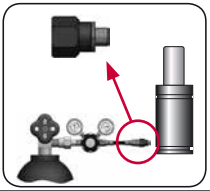

CODE		CW 4200 050 V1	KIT XXXXXXX-S KIT XXXXXXX-C	B36-095	18 GA 5
ENG	ORDER	GAS SPRING	REPAIR KIT	FLANGE	CHARGING ADAPTER
DEU	BESTELLUNG	GASDRUCKFEDER	ERSATZTEILSATZ	FLANSCHE	LADEADAPTER
FRA	COMMANDE	RESSORT À GAZ	KIT DE RÉPARATION	BRIDE	RACCORD DE CHARGE
ITA	ORDINE	CILINDRO AD AZOTO	KIT DI MANUTENZIONE	FLANGE	ADATTATORE DI CARICO
ESP	PEDIDO	RESORTE DE GAS	KIT DE REPARACION	BRIDA	ADAPTADOR DE CARGA
POR	PEDIDO	CILINDRO DE GÁS	KIT DE MANUTENÇÃO	FLANGE	ADAPTADOR DE CARGA

AZOL GAS

CW 4200 V1 MOUNTS

Compact Height

D02-095

ISO E24.54.815.G EM24.54.700/F

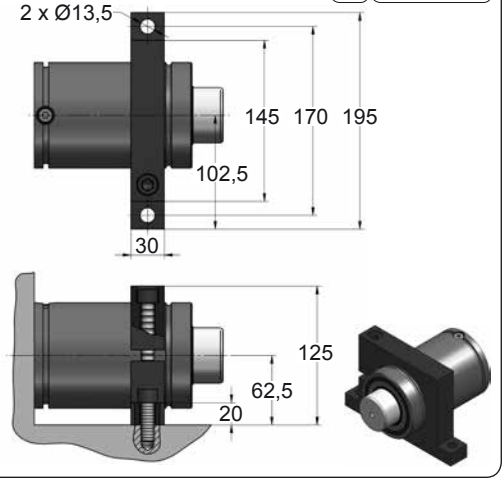

D67-095

VDI

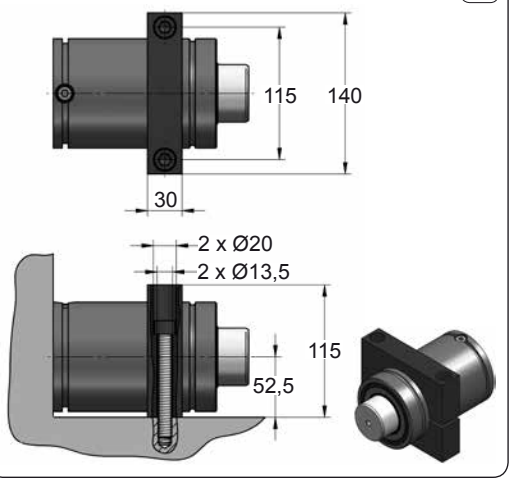







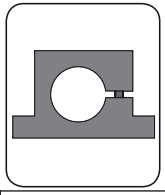

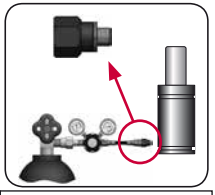

CODE		CW 4200 050 V1	KIT XXXXXXX-S KIT XXXXXXX-C	D02-095	18 GA 5
ENG	ORDER	GAS SPRING	REPAIR KIT	FLANGE	CHARGING ADAPTER
DEU	BESTELLUNG	GASDRUCKFEDER	ERSATZTEILSATZ	FLANSCHE	LADEADAPTER
FRA	COMMANDE	RESSORT À GAZ	KIT DE RÉPARATION	BRIDE	RACCORD DE CHARGE
ITA	ORDINE	CILINDRO AD AZOTO	KIT DI MANUTENZIONE	FLANGE	ADATTATORE DI CARICO
ESP	PEDIDO	RESORTE DE GAS	KIT DE REPARACION	BRIDA	ADAPTADOR DE CARGA
POR	PEDIDO	CILINDRO DE GÁS	KIT DE MANUTENÇÃO	FLANGE	ADAPTADOR DE CARGA

CW 6600

Compact Height

BMW	B2 4005	**FORD**	W-DX35-6204
MB	B8 3180 220 000 004		
VW	39D 997		

AZOL GAS

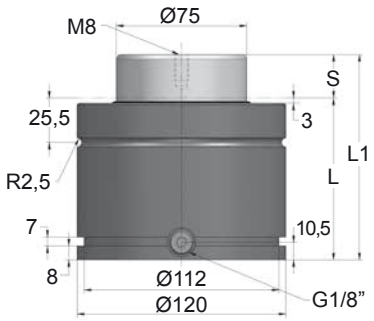

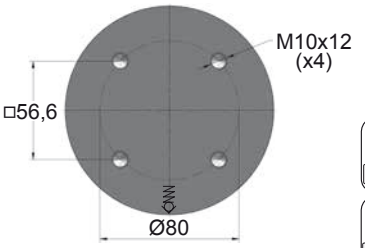

> Vmax

Flex Rod

ORDER	S (mm)	L1 ±0,25 (mm)	L (mm)	Kg.
CW 6600 016	16	100	84	6.08
CW 6600 019	19	106	87	6.24
CW 6600 025	25	118	93	6.57
CW 6600 032	32	132	100	6.95
CW 6600 038	38	144	106	7.27
CW 6600 050	50	168	118	7.92
CW 6600 063	63	194	131	8.63
CW 6600 075	75	218	143	9.28
CW 6600 080	80	228	148	9.55
CW 6600 100	100	268	168	10.64
CW 6600 125	125	318	193	12.00

PED

VDI

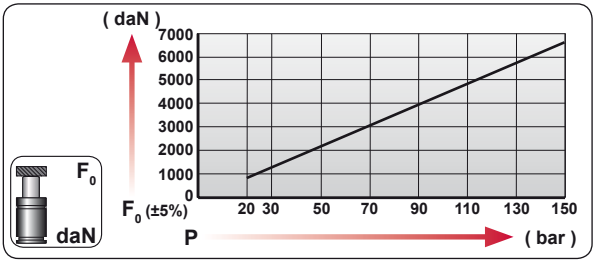

CODE	bar	psi	F_0 daN	F_1 daN
CW 6600 050	150	2175	6630	12380
CW-H 6600 050	0	0	---	---

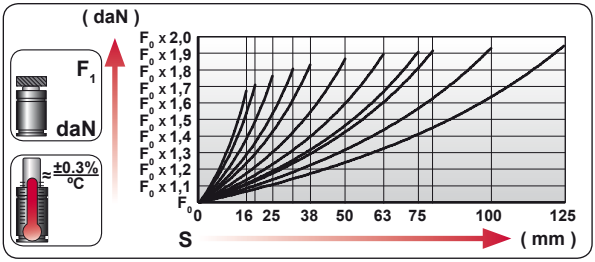

ENG	ORDER
DEU	BESTELLUNG
FRA	COMMANDE
ITA	ORDINE
ESP	PEDIDO
POR	PEDIDO

F_0 daN

S mm

CW 6600 50

CW 6600 050

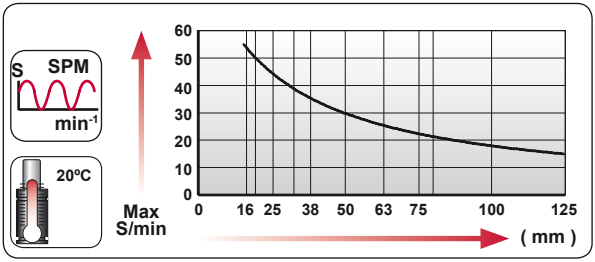



N_2	Smax < 90%	Vmax 1,6 m/s	bar psi 20 290	bar psi 150 2175	ºC ºF 0 32	ºC ºF 80 176	600 CP-

AZOL GAS

CW 6600 MOUNTS

Compact Height

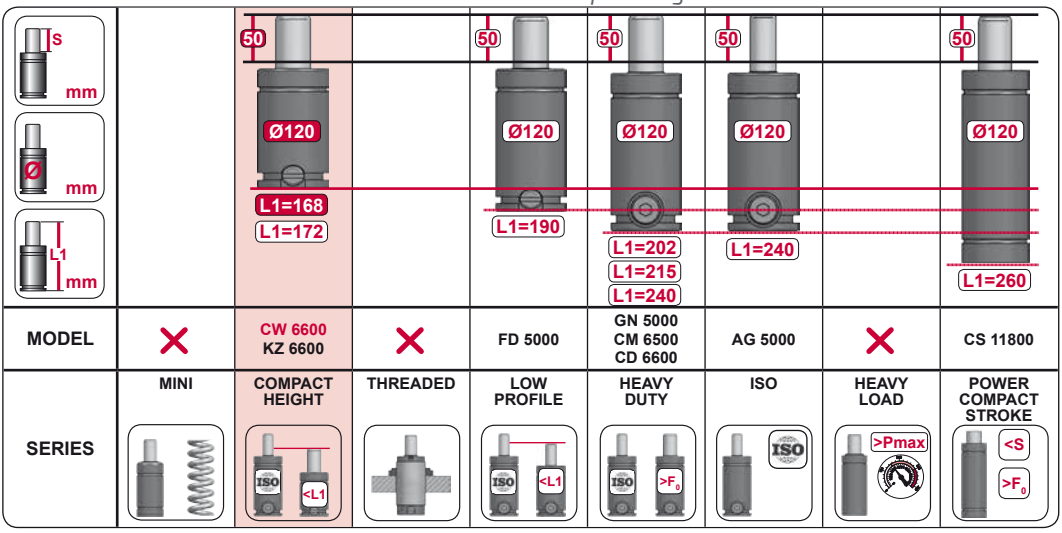

MODEL		CW 6600 KZ 6600		FD 5000	GN 5000 CM 6500 CD 6600	AG 5000		CS 11800
SERIES	MINI	COMPACT HEIGHT	THREADED	LOW PROFILE	HEAVY DUTY	ISO	HEAVY LOAD	POWER COMPACT STROKE

A14-120

ISO E24.54.815.G EM24.54.700/F

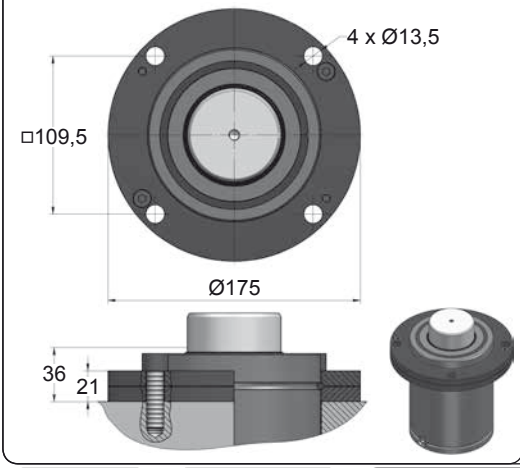

A34-120

ISO VDI

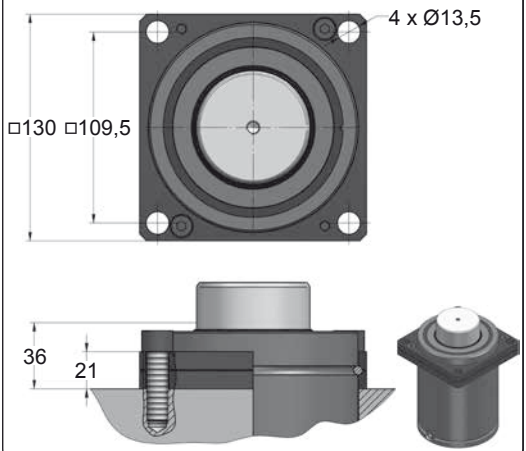



CODE		CW 6600 050	KIT XXXXXXX-S KIT XXXXXXX-C	A14-120	18 GA 5
ENG	ORDER	GAS SPRING	REPAIR KIT	FLANGE	CHARGING ADAPTER
DEU	BESTELLUNG	GASDRUCKFEDER	ERSATZTEILSATZ	FLANSCHE	LADEADAPTER
FRA	COMMANDE	RESSORT À GAZ	KIT DE RÉPARATION	BRIDE	RACCORD DE CHARGE
ITA	ORDINE	CILINDRO AD AZOTO	KIT DI MANUTENZIONE	FLANGE	ADATTATORE DI CARICO
ESP	PEDIDO	RESORTE DE GAS	KIT DE REPARACION	BRIDA	ADAPTADOR DE CARGA
POR	PEDIDO	CILINDRO DE GÁS	KIT DE MANUTENÇÃO	FLANGE	ADAPTADOR DE CARGA

CW 6600 MOUNTS

Compact Height

AZOL GAS

B36-120

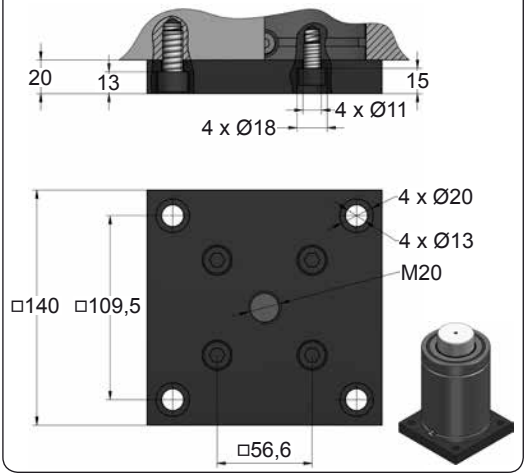

B41-120

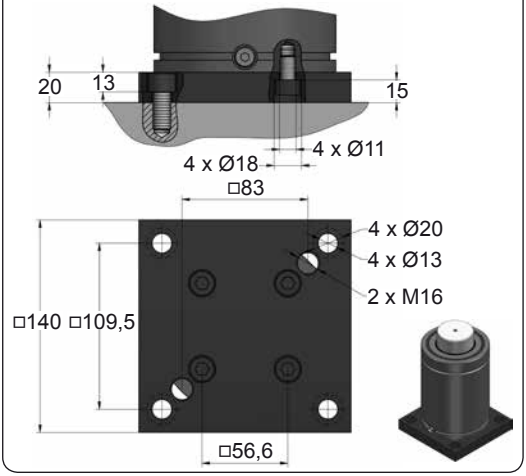

C05-120

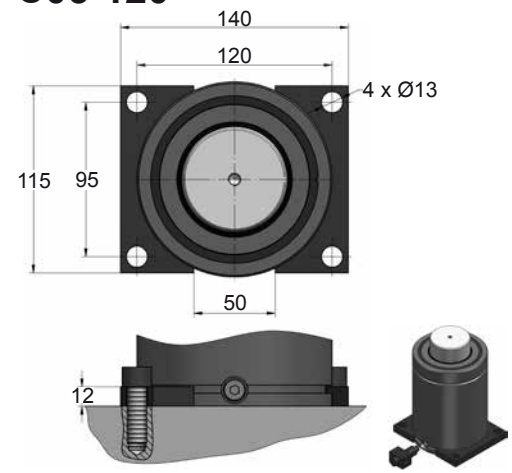

C20-120

E24.54.815.G
EM24.54.700/F

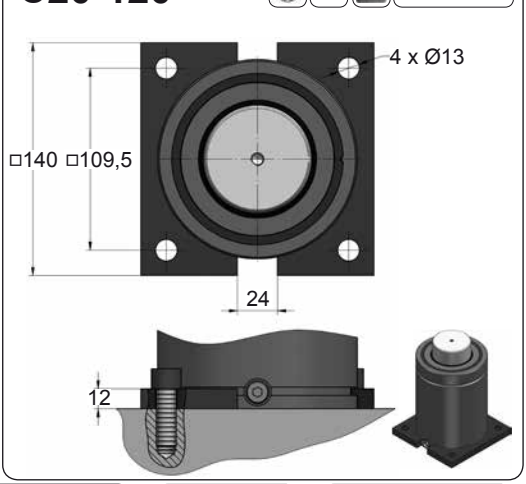







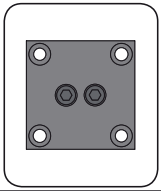

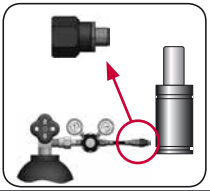

CODE		CW 6600 050	KIT XXXXXXX-S KIT XXXXXXX-C	B36-120	18 GA 5
ENG	ORDER	GAS SPRING	REPAIR KIT	FLANGE	CHARGING ADAPTER
DEU	BESTELLUNG	GASDRUCKFEDER	ERSATZTEILSATZ	FLANSCHE	LADEADAPTER
FRA	COMMANDE	RESSORT À GAZ	KIT DE RÉPARATION	BRIDE	RACCORD DE CHARGE
ITA	ORDINE	CILINDRO AD AZOTO	KIT DI MANUTENZIONE	FLANGE	ADATTATORE DI CARICO
ESP	PEDIDO	RESORTE DE GAS	KIT DE REPARACION	BRIDA	ADAPTADOR DE CARGA
POR	PEDIDO	CILINDRO DE GÁS	KIT DE MANUTENÇÃO	FLANGE	ADAPTADOR DE CARGA

AZOL GAS

CW 6600 MOUNTS

Compact Height

D02-120

ISO E24.54.815.G
EM24.54.700/F

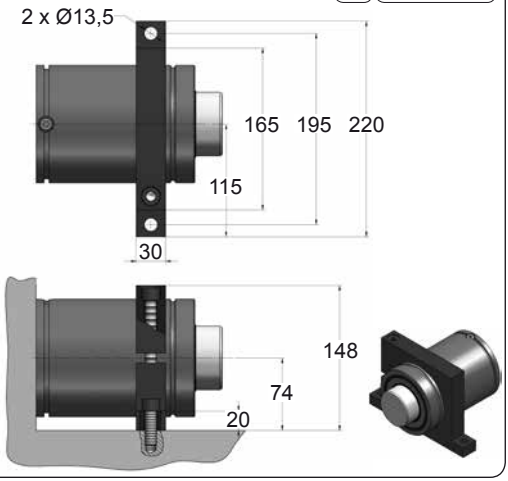

D67-120

VDI

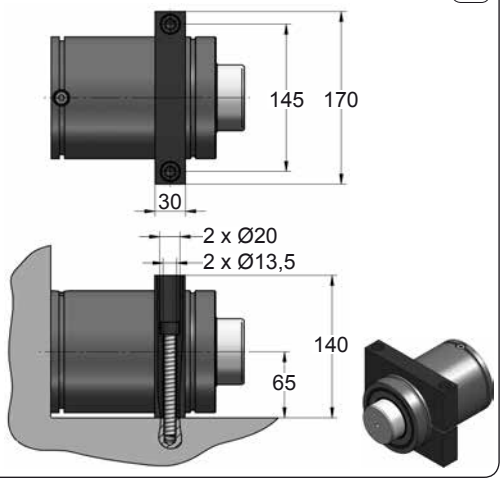







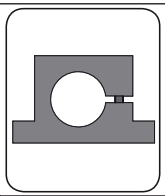

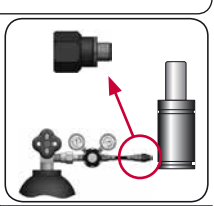

CODE		CW 6600 050	KIT XXXXXXX-S KIT XXXXXXX-C	D02-120	18 GA 5
ENG	ORDER	GAS SPRING	REPAIR KIT	FLANGE	CHARGING ADAPTER
DEU	BESTELLUNG	GASDRUCKFEDER	ERSATZTEILSATZ	FLANSCHE	LADEADAPTER
FRA	COMMANDE	RESSORT À GAZ	KIT DE RÉPARATION	BRIDE	RACCORD DE CHARGE
ITA	ORDINE	CILINDRO AD AZOTO	KIT DI MANUTENZIONE	FLANGE	ADATTATORE DI CARICO
ESP	PEDIDO	RESORTE DE GAS	KIT DE REPARACION	BRIDA	ADAPTADOR DE CARGA
POR	PEDIDO	CILINDRO DE GÁS	KIT DE MANUTENÇÃO	FLANGE	ADAPTADOR DE CARGA

CW 9500

Compact Height

BMW	B2 4005	**FORD**	W-DX35-6204
MB	B8 3180 220 000 004		
VW	39D 997		

AZOL GAS

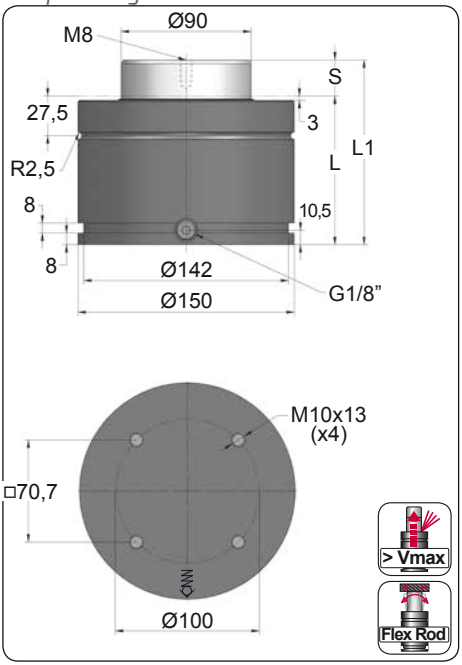

ORDER	S (mm)	L1 ±0,25 (mm)	L (mm)	Kg.
CW 9500 019	19	116	97	11.07
CW 9500 025	25	128	103	11.56
CW 9500 032	32	142	110	12.14
CW 9500 038	38	154	116	12.63
CW 9500 050	50	178	128	13.62
CW 9500 063	63	204	141	14.69
CW 9500 075	75	228	153	15.68
CW 9500 080	80	238	158	16.10
CW 9500 100	100	278	178	17.74
CW 9500 125	125	328	203	19.81

PED APPROVED 97/23/CE

VDI

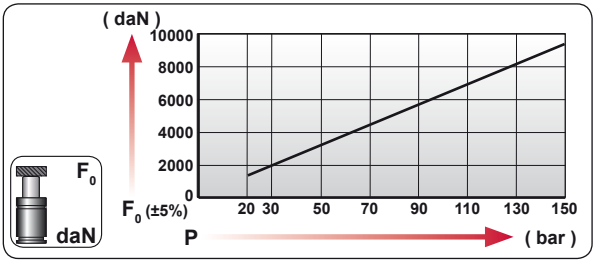

CODE	bar	psi	F_0 daN	F_1 daN
CW 9500 050	150	2175	9540	16800
CW-H 9500 050	0	0	---	---

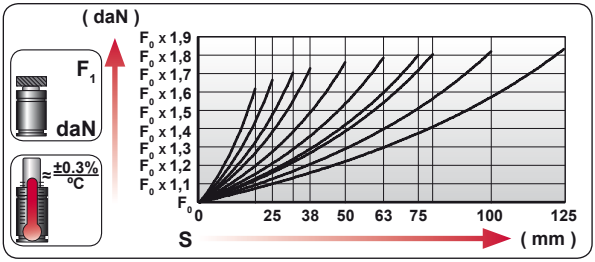

ENG	ORDER
DEU	BESTELLUNG
FRA	COMMANDE
ITA	ORDINE
ESP	PEDIDO
POR	PEDIDO

F_0 daN — S mm

CW 9500 50

CW 9500 050

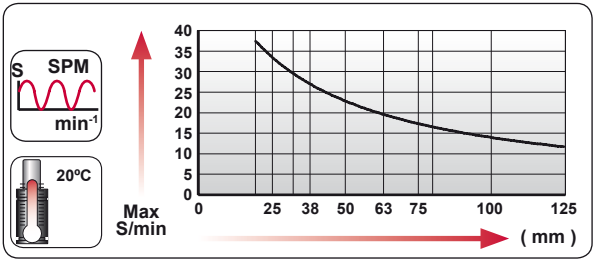



N_2	Smax < 90%	Vmax 1,6 m/s	bar psi 20 290	bar psi 150 2175	ºC ºF 0 32	ºC ºF 80 176	600 CP-

AZOL GAS

CW 9500 MOUNTS

Compact Height

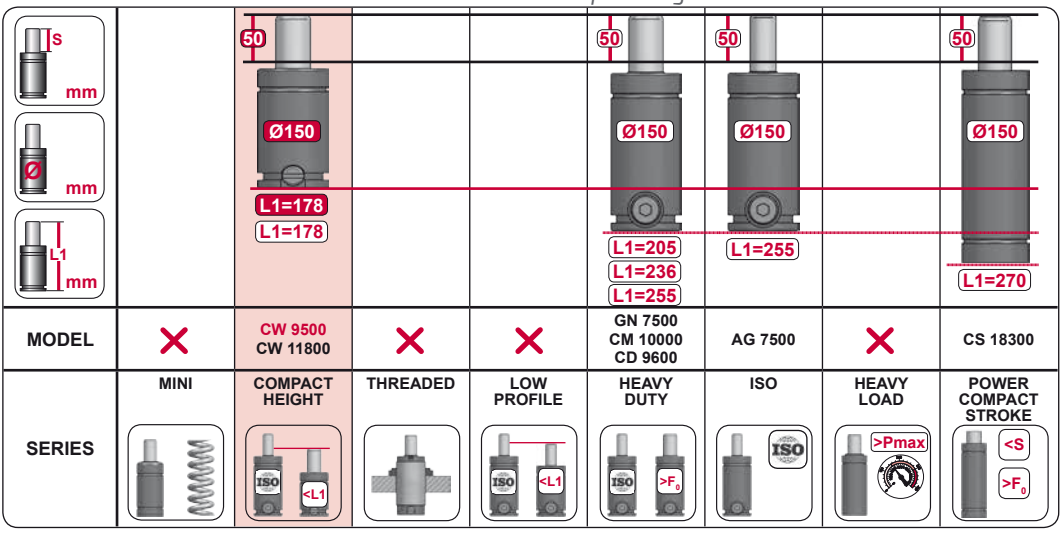

MODEL		CW 9500 CW 11800			GN 7500 CM 10000 CD 9600	AG 7500		CS 18300
SERIES	MINI	COMPACT HEIGHT	THREADED	LOW PROFILE	HEAVY DUTY	ISO	HEAVY LOAD	POWER COMPACT STROKE

A14-150

E24.54.815.G
EM24.54.700/F

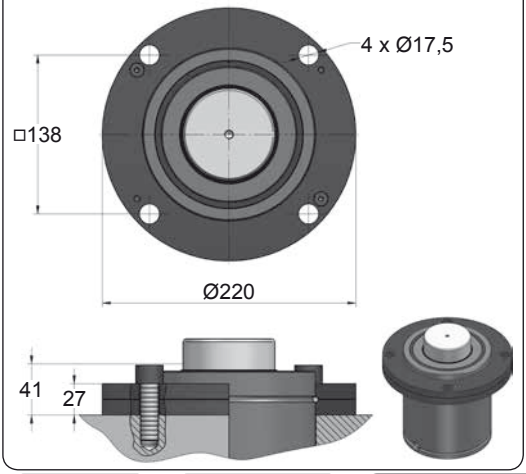

A34-150

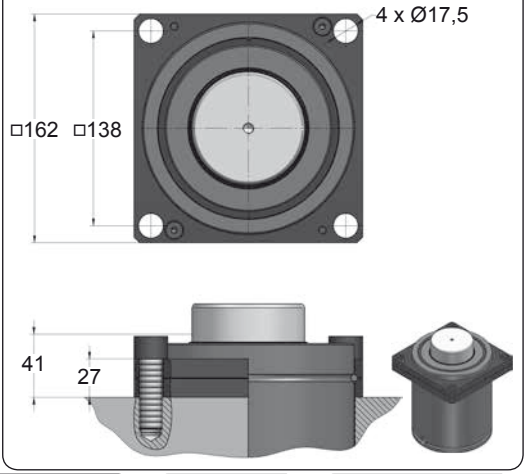



CODE		CW 9500 050	KIT XXXXXXX-S KIT XXXXXXX-C	A14-150	18 GA 5
ENG	ORDER	GAS SPRING	REPAIR KIT	FLANGE	CHARGING ADAPTER
DEU	BESTELLUNG	GASDRUCKFEDER	ERSATZTEILSATZ	FLANSCHE	LADEADAPTER
FRA	COMMANDE	RESSORT À GAZ	KIT DE RÉPARATION	BRIDE	RACCORD DE CHARGE
ITA	ORDINE	CILINDRO AD AZOTO	KIT DI MANUTENZIONE	FLANGE	ADATTATORE DI CARICO
ESP	PEDIDO	RESORTE DE GAS	KIT DE REPARACION	BRIDA	ADAPTADOR DE CARGA
POR	PEDIDO	CILINDRO DE GÁS	KIT DE MANUTENÇÃO	FLANGE	ADAPTADOR DE CARGA

CW 9500 MOUNTS

Compact Height

AZOL GAS

B36-150

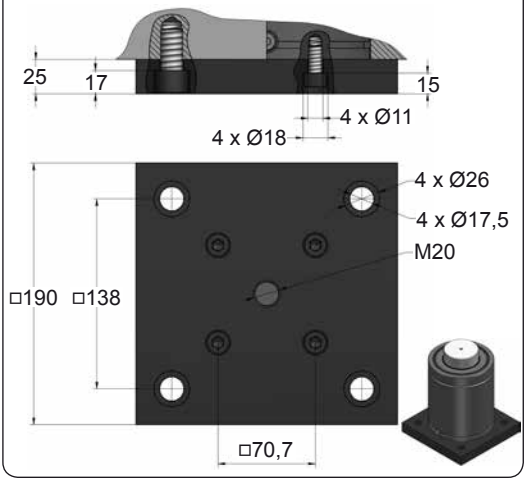

B41-150

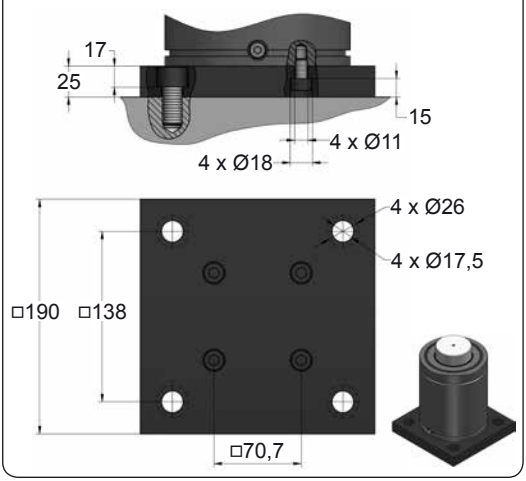

C05-150

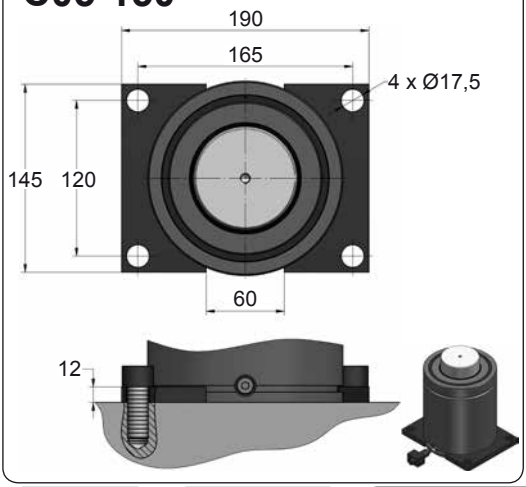

C20-150

E24.54.815.G
EM24.54.700/F

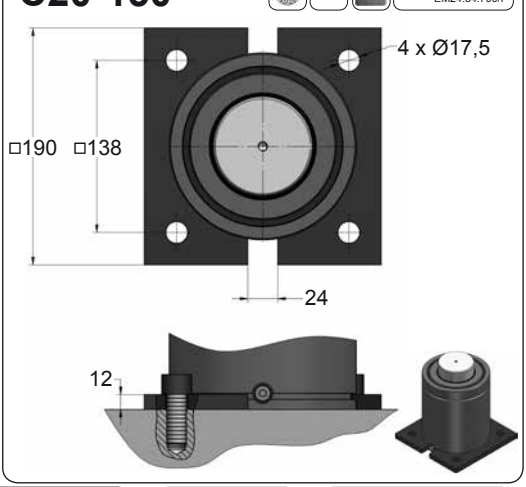







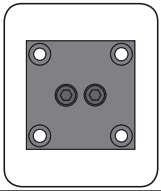

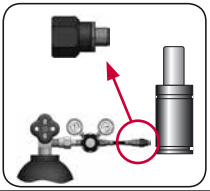

CODE		CW 9500 050	KIT XXXXXXX-S KIT XXXXXXX-C	B36-150	18 GA 5
ENG	ORDER	GAS SPRING	REPAIR KIT	FLANGE	CHARGING ADAPTER
DEU	BESTELLUNG	GASDRUCKFEDER	ERSATZTEILSATZ	FLANSCHE	LADEADAPTER
FRA	COMMANDE	RESSORT À GAZ	KIT DE RÉPARATION	BRIDE	RACCORD DE CHARGE
ITA	ORDINE	CILINDRO AD AZOTO	KIT DI MANUTENZIONE	FLANGE	ADATTATORE DI CARICO
ESP	PEDIDO	RESORTE DE GAS	KIT DE REPARACION	BRIDA	ADAPTADOR DE CARGA
POR	PEDIDO	CILINDRO DE GÁS	KIT DE MANUTENÇÃO	FLANGE	ADAPTADOR DE CARGA

AZOL GAS

CW 9500 MOUNTS

Compact Height

D02-150

ISO E24.54.815.G

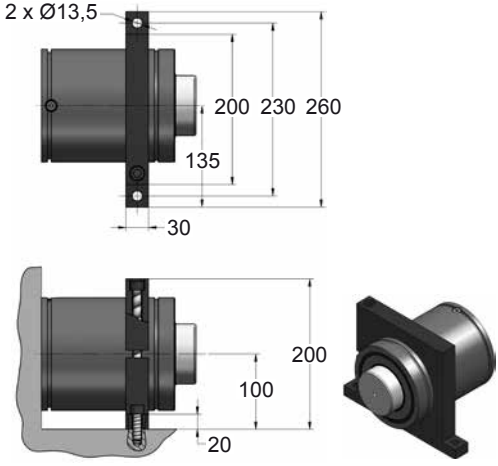

D67-150

VDI

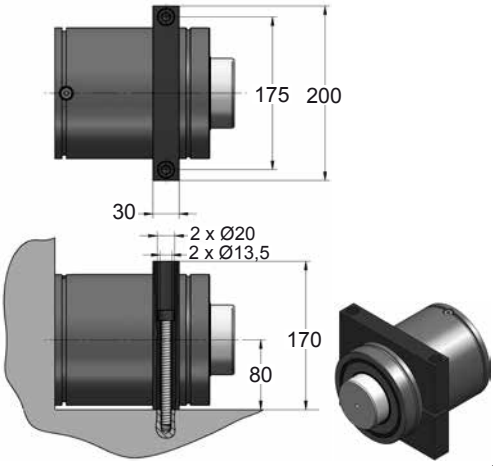







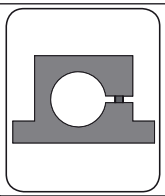

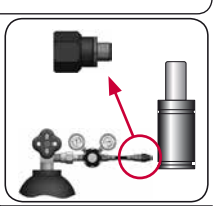

CODE		CW 9500 050	KIT XXXXXXX-S KIT XXXXXXX-C	D02-150	18 GA 5
ENG	ORDER	GAS SPRING	REPAIR KIT	FLANGE	CHARGING ADAPTER
DEU	BESTELLUNG	GASDRUCKFEDER	ERSATZTEILSATZ	FLANSCHE	LADEADAPTER
FRA	COMMANDE	RESSORT À GAZ	KIT DE RÉPARATION	BRIDE	RACCORD DE CHARGE
ITA	ORDINE	CILINDRO AD AZOTO	KIT DI MANUTENZIONE	FLANGE	ADATTATORE DI CARICO
ESP	PEDIDO	RESORTE DE GAS	KIT DE REPARACION	BRIDA	ADAPTADOR DE CARGA
POR	PEDIDO	CILINDRO DE GÁS	KIT DE MANUTENÇÃO	FLANGE	ADAPTADOR DE CARGA

CW 11800

Compact Height

AZOL GAS

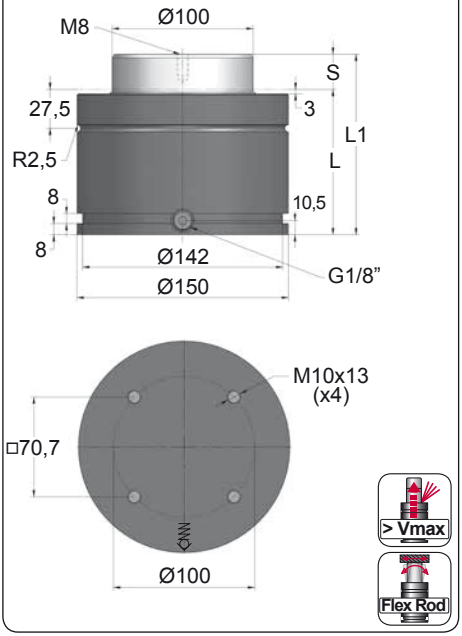

ORDER	S (mm)	L1 ±0,25 (mm)	L (mm)	Kg.
CW 11800 019	19	116	97	10.90
CW 11800 025	25	128	103	11.39
CW 11800 032	32	142	110	11.96
CW 11800 038	38	154	116	12.45
CW 11800 050	50	178	128	13.44
CW 11800 063	63	204	141	14.50
CW 11800 075	75	228	153	15.48
CW 11800 080	80	238	158	15.89
CW 11800 100	100	278	178	17.53
CW 11800 125	125	328	203	19.57

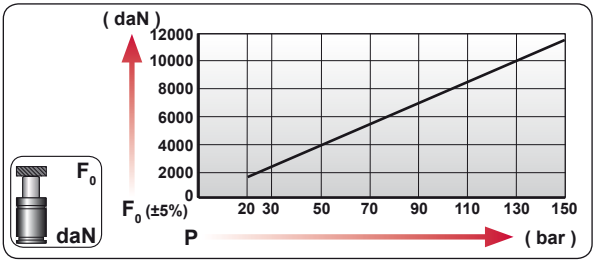

CODE	bar	psi	F_0 daN	F_1 daN
CW 11800 050	150	2175	11780	22125
CW-H 11800 050	0	0	---	---

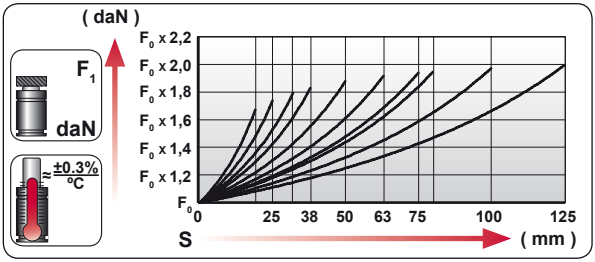

ENG	ORDER
DEU	BESTELLUNG
FRA	COMMANDE
ITA	ORDINE
ESP	PEDIDO
POR	PEDIDO

F_0 daN — S mm

CW 11800 50

CW 11800 050

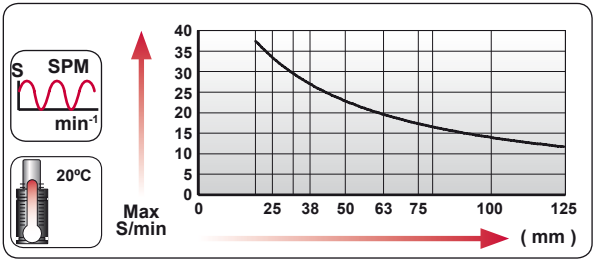



N_2	Smax < 90%	Vmax 1,6 m/s	bar psi 20 290	bar psi 150 2175	ºC ºF 0 32	ºC ºF 80 176	600 CP-

AZOL GAS

CW 11800 MOUNTS

Compact Height

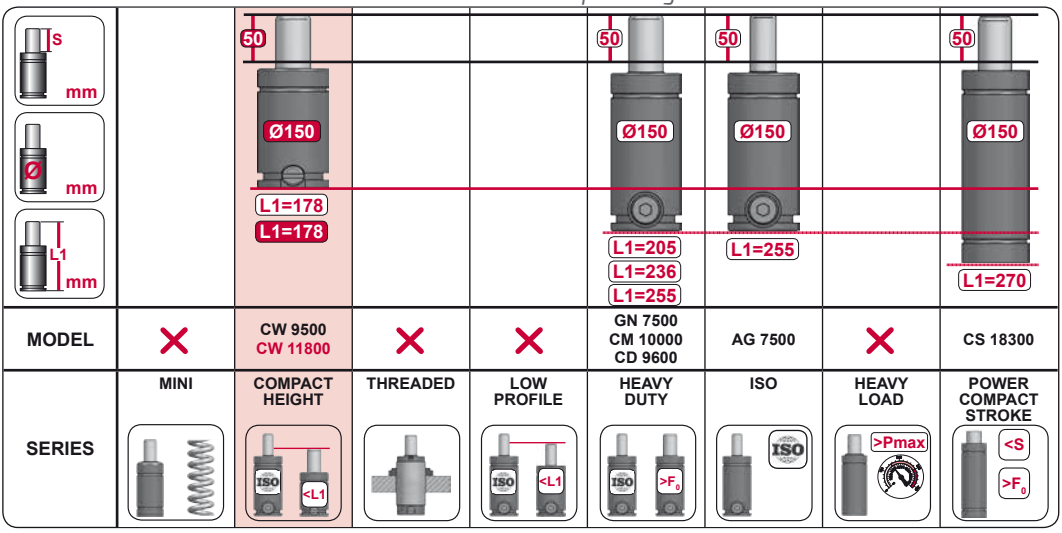

MODEL		CW 9500 CW 11800			GN 7500 CM 10000 CD 9600	AG 7500		CS 18300
SERIES	MINI	COMPACT HEIGHT	THREADED	LOW PROFILE	HEAVY DUTY	ISO	HEAVY LOAD	POWER COMPACT STROKE

A14-150

ISO E24.54.815.G EM24.54.700/F

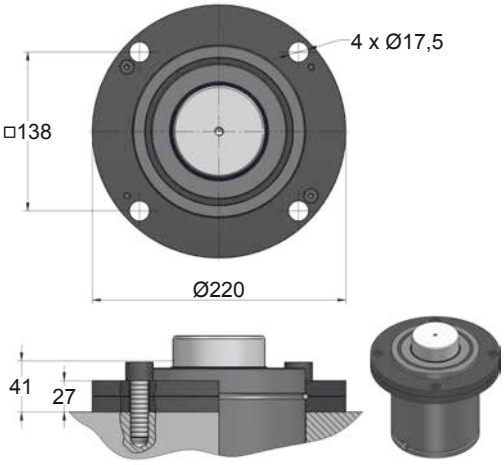

A34-150

ISO VDI

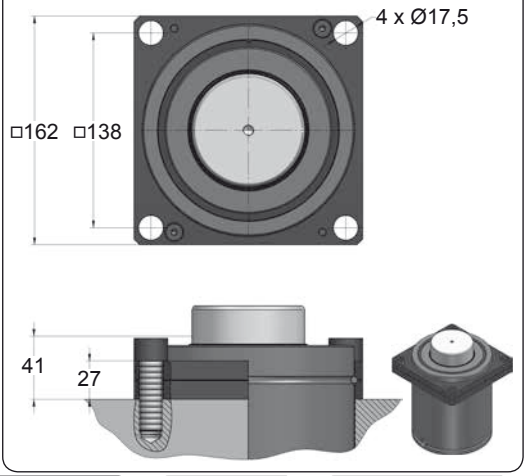







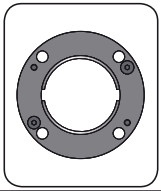

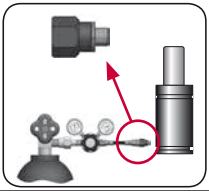

CODE		CW 11800 050	KIT XXXXXXX-S KIT XXXXXXX-C	A14-150	18 GA 5
ENG	ORDER	GAS SPRING	REPAIR KIT	FLANGE	CHARGING ADAPTER
DEU	BESTELLUNG	GASDRUCKFEDER	ERSATZTEILSATZ	FLANSCHE	LADEADAPTER
FRA	COMMANDE	RESSORT À GAZ	KIT DE RÉPARATION	BRIDE	RACCORD DE CHARGE
ITA	ORDINE	CILINDRO AD AZOTO	KIT DI MANUTENZIONE	FLANGE	ADATTATORE DI CARICO
ESP	PEDIDO	RESORTE DE GAS	KIT DE REPARACION	BRIDA	ADAPTADOR DE CARGA
POR	PEDIDO	CILINDRO DE GÁS	KIT DE MANUTENÇÃO	FLANGE	ADAPTADOR DE CARGA

CW 11800 MOUNTS

Compact Height

AZOL GAS

B36-150

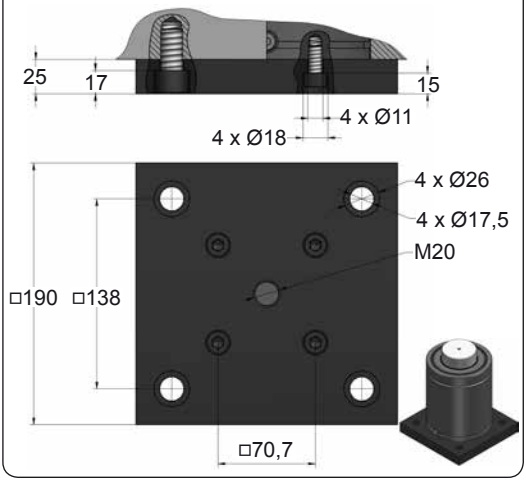

B41-150

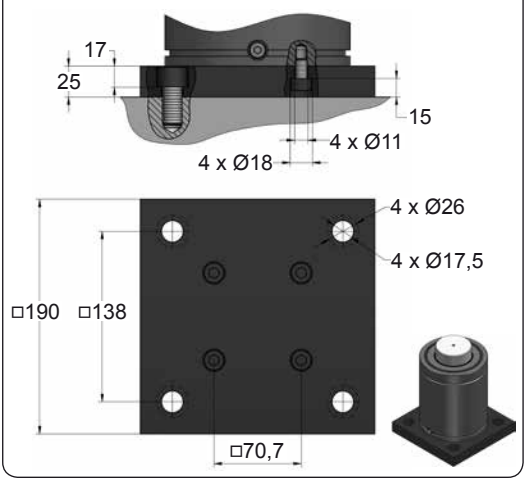

C05-150

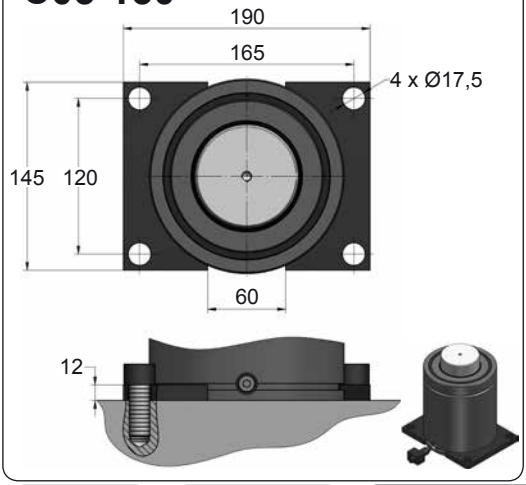

C20-150

ISO · VDI · E24.54.815.G · EM24.54.700/F

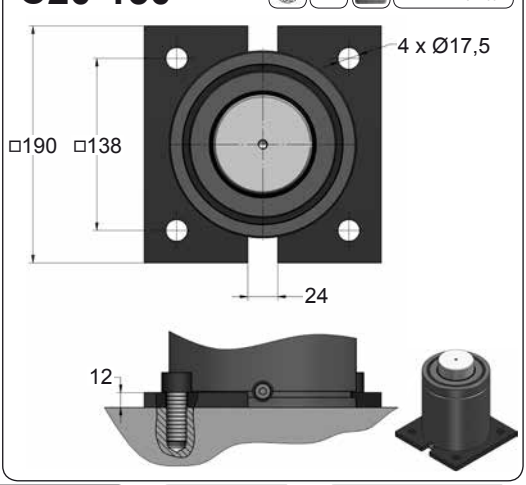







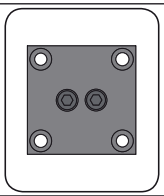

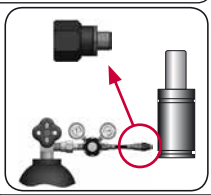

CODE		CW 11800 050	KIT XXXXXXX-S KIT XXXXXXX-C	B36-150	18 GA 5
ENG	ORDER	GAS SPRING	REPAIR KIT	FLANGE	CHARGING ADAPTER
DEU	BESTELLUNG	GASDRUCKFEDER	ERSATZTEILSATZ	FLANSCHE	LADEADAPTER
FRA	COMMANDE	RESSORT À GAZ	KIT DE RÉPARATION	BRIDE	RACCORD DE CHARGE
ITA	ORDINE	CILINDRO AD AZOTO	KIT DI MANUTENZIONE	FLANGE	ADATTATORE DI CARICO
ESP	PEDIDO	RESORTE DE GAS	KIT DE REPARACION	BRIDA	ADAPTADOR DE CARGA
POR	PEDIDO	CILINDRO DE GÁS	KIT DE MANUTENÇÃO	FLANGE	ADAPTADOR DE CARGA

AZOL GAS

CW 11800 MOUNTS

Compact Height

D02-150

ISO E24.54.815.G

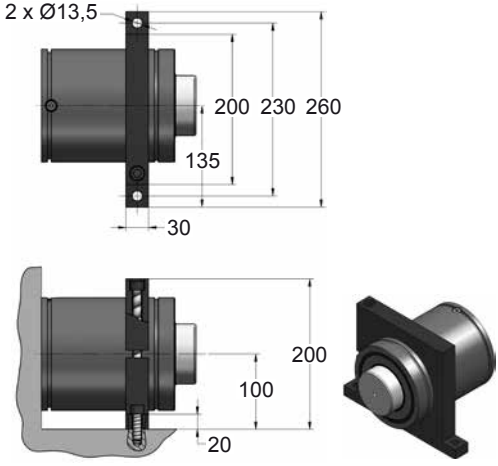

D67-150

VDI

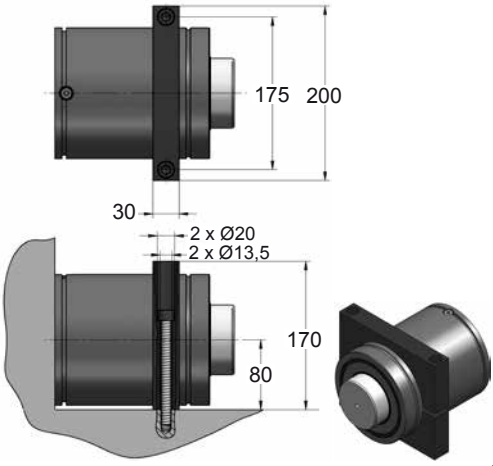







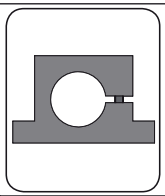

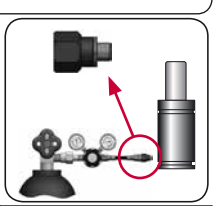

CODE		CW 11800 050	KIT XXXXXXX-S KIT XXXXXXX-C	D02-150	18 GA 5
ENG	ORDER	GAS SPRING	REPAIR KIT	FLANGE	CHARGING ADAPTER
DEU	BESTELLUNG	GASDRUCKFEDER	ERSATZTEILSATZ	FLANSCHE	LADEADAPTER
FRA	COMMANDE	RESSORT À GAZ	KIT DE RÉPARATION	BRIDE	RACCORD DE CHARGE
ITA	ORDINE	CILINDRO AD AZOTO	KIT DI MANUTENZIONE	FLANGE	ADATTATORE DI CARICO
ESP	PEDIDO	RESORTE DE GAS	KIT DE REPARACION	BRIDA	ADAPTADOR DE CARGA
POR	PEDIDO	CILINDRO DE GÁS	KIT DE MANUTENÇÃO	FLANGE	ADAPTADOR DE CARGA

CW 20000

Compact Height

AZOL GAS

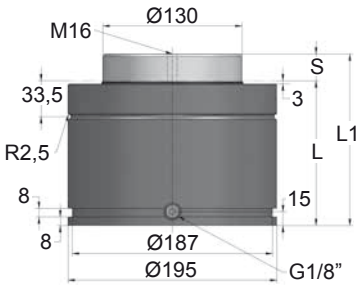

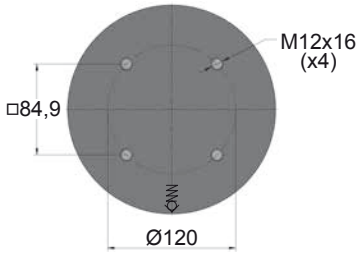



ORDER	S (mm)	L1 ±0,25 (mm)	L (mm)	Kg.
CW 20000 019	19	148	129	24.54
CW 20000 025	25	160	135	25.39
CW 20000 032	32	174	142	26.38
CW 20000 038	38	186	148	27.22
CW 20000 050	50	210	160	28.92
CW 20000 063	63	236	173	30.76
CW 20000 075	75	260	185	32.45
CW 20000 080	80	270	190	33.16
CW 20000 100	100	310	210	35.99
CW 20000 125	125	360	235	39.52

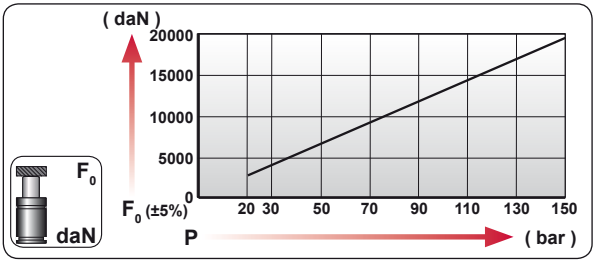

CODE	bar	psi	F0 daN	F1 daN
CW 20000 050	150	2175	19910	35790
CW-H 20000 050	0	0	---	---

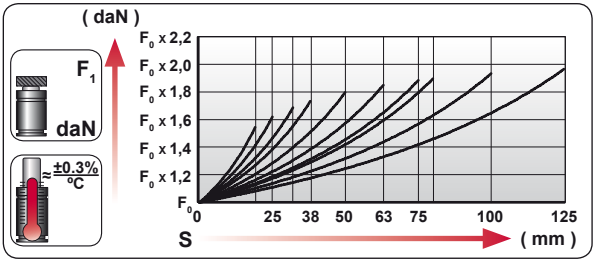

ENG	ORDER
DEU	BESTELLUNG
FRA	COMMANDE
ITA	ORDINE
ESP	PEDIDO
POR	PEDIDO

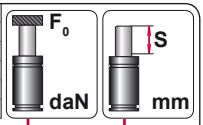

CW 20000 50

CW 20000 050

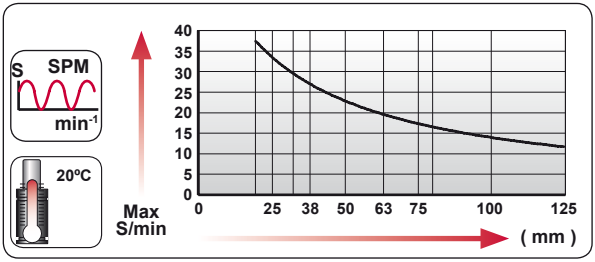



N_2	Smax < 90%	Vmax 1,6 m/s	bar psi 20 290	bar psi 150 2175	ºC ºF 0 32	ºC ºF 80 176	600 CP-

AZOL GAS

CW 20000 MOUNTS

Compact Height

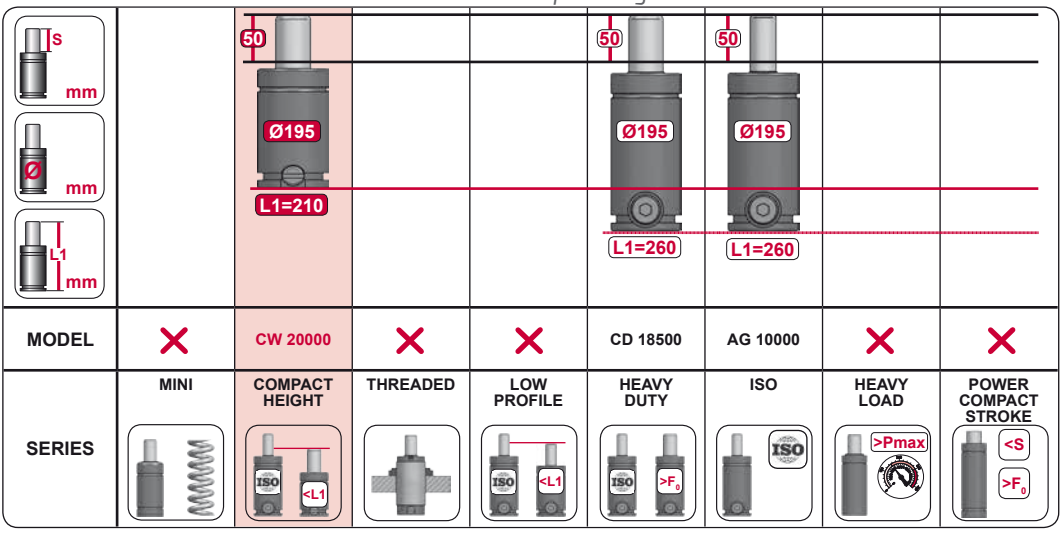

MODEL		CW 20000			CD 18500	AG 10000		
SERIES	MINI	COMPACT HEIGHT	THREADED	LOW PROFILE	HEAVY DUTY	ISO	HEAVY LOAD	POWER COMPACT STROKE

A14-195

ISO · EM24.54.700/F

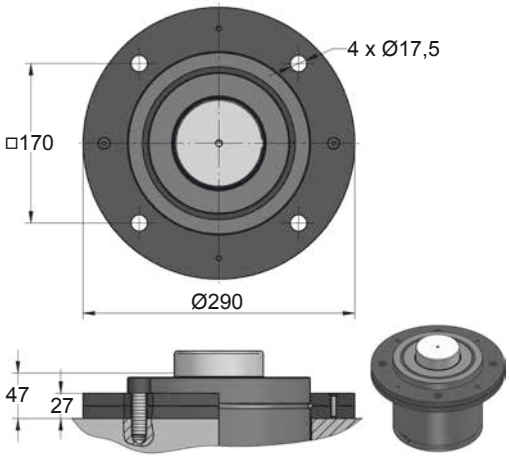

A34-195

ISO · VDI

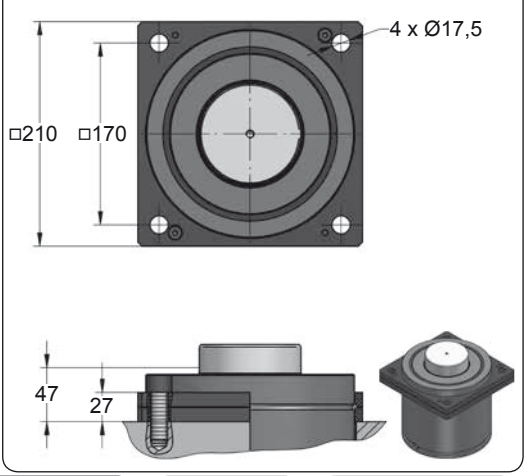







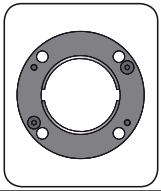

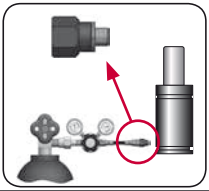

CODE		CW 20000 050	KIT XXXXXXX-S KIT XXXXXXX-C	A14-195	18 GA 5
ENG	ORDER	GAS SPRING	REPAIR KIT	FLANGE	CHARGING ADAPTER
DEU	BESTELLUNG	GASDRUCKFEDER	ERSATZTEILSATZ	FLANSCHE	LADEADAPTER
FRA	COMMANDE	RESSORT À GAZ	KIT DE RÉPARATION	BRIDE	RACCORD DE CHARGE
ITA	ORDINE	CILINDRO AD AZOTO	KIT DI MANUTENZIONE	FLANGE	ADATTATORE DI CARICO
ESP	PEDIDO	RESORTE DE GAS	KIT DE REPARACION	BRIDA	ADAPTADOR DE CARGA
POR	PEDIDO	CILINDRO DE GÁS	KIT DE MANUTENÇÃO	FLANGE	ADAPTADOR DE CARGA

CW 20000 MOUNTS

Compact Height

AZOL GAS

B36-195

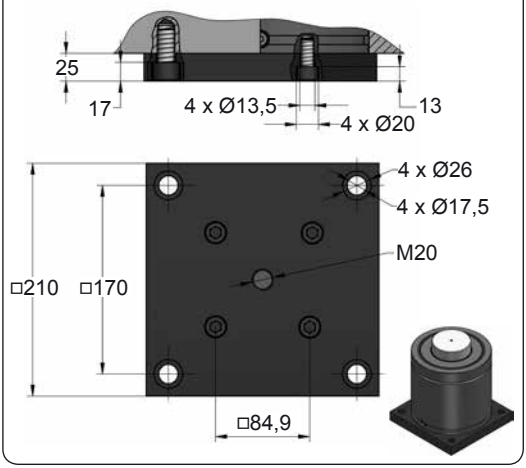

B41-195

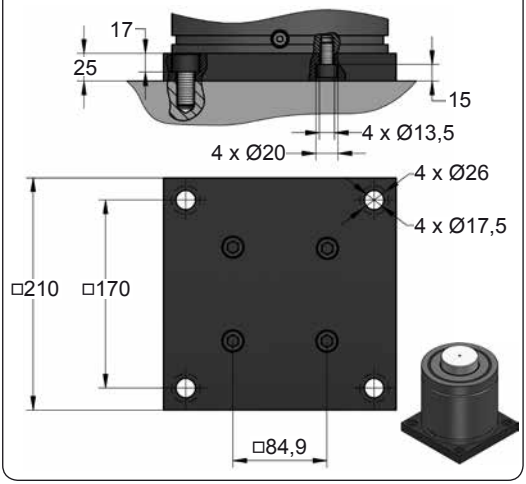

C05-195

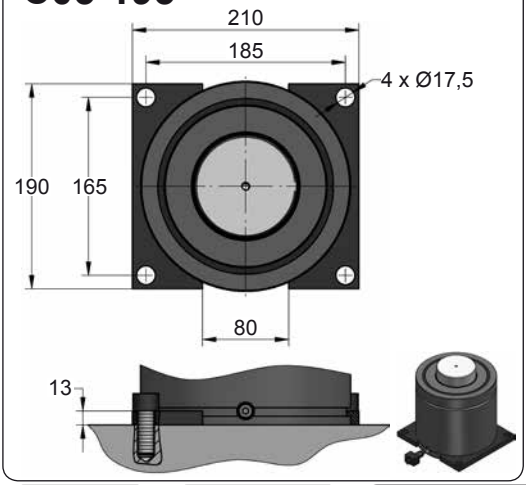

C20-195

ISO VDI EM24.54.700/F

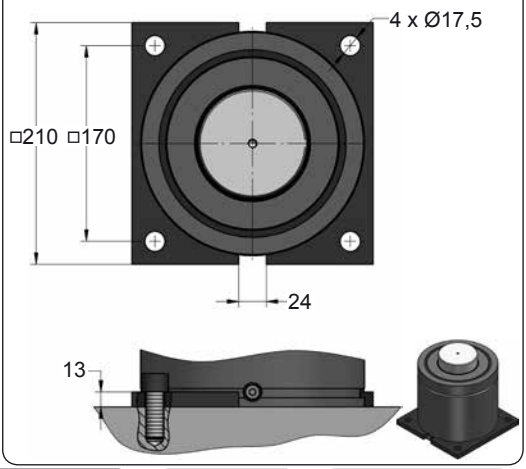







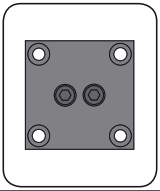

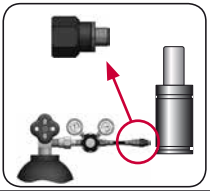

CODE		CW 20000 050	KIT XXXXXXX-S KIT XXXXXXX-C	B36-195	18 GA 5
ENG	ORDER	GAS SPRING	REPAIR KIT	FLANGE	CHARGING ADAPTER
DEU	BESTELLUNG	GASDRUCKFEDER	ERSATZTEILSATZ	FLANSCHE	LADEADAPTER
FRA	COMMANDE	RESSORT À GAZ	KIT DE RÉPARATION	BRIDE	RACCORD DE CHARGE
ITA	ORDINE	CILINDRO AD AZOTO	KIT DI MANUTENZIONE	FLANGE	ADATTATORE DI CARICO
ESP	PEDIDO	RESORTE DE GAS	KIT DE REPARACION	BRIDA	ADAPTADOR DE CARGA
POR	PEDIDO	CILINDRO DE GÁS	KIT DE MANUTENÇÃO	FLANGE	ADAPTADOR DE CARGA

AZOL GAS

CW 20000 MOUNTS

Compact Height

D02-195

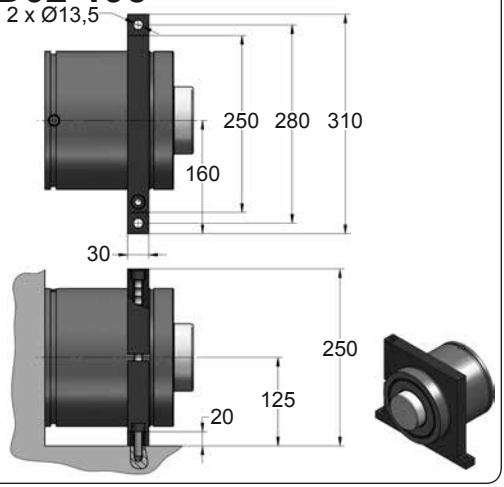







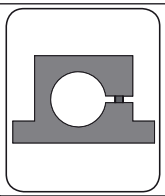

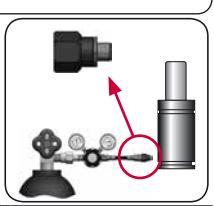

CODE		CW 20000 050	KIT XXXXXXX-S KIT XXXXXXX-C	D02-195	18 GA 5
ENG	ORDER	GAS SPRING	REPAIR KIT	FLANGE	CHARGING ADAPTER
DEU	BESTELLUNG	GASDRUCKFEDER	ERSATZTEILSATZ	FLANSCHE	LADEADAPTER
FRA	COMMANDE	RESSORT À GAZ	KIT DE RÉPARATION	BRIDE	RACCORD DE CHARGE
ITA	ORDINE	CILINDRO AD AZOTO	KIT DI MANUTENZIONE	FLANGE	ADATTATORE DI CARICO
ESP	PEDIDO	RESORTE DE GAS	KIT DE REPARACION	BRIDA	ADAPTADOR DE CARGA
POR	PEDIDO	CILINDRO DE GÁS	KIT DE MANUTENÇÃO	FLANGE	ADAPTADOR DE CARGA

AZOL GAS

CR COMPACT HEIGHT SMALL

MODEL	F_0	Ø	S	L1	Pmax	Charge Port		
CR 1000	1000	Ø50	10 - 80	51 - 191	150	M6	✗	✓
CR 1500	1500	Ø63	10 - 100	55 - 235	150	M6	✓	✓
CR 2400	2400	Ø75	10 - 100	57 - 237	150	M6	✓	✓

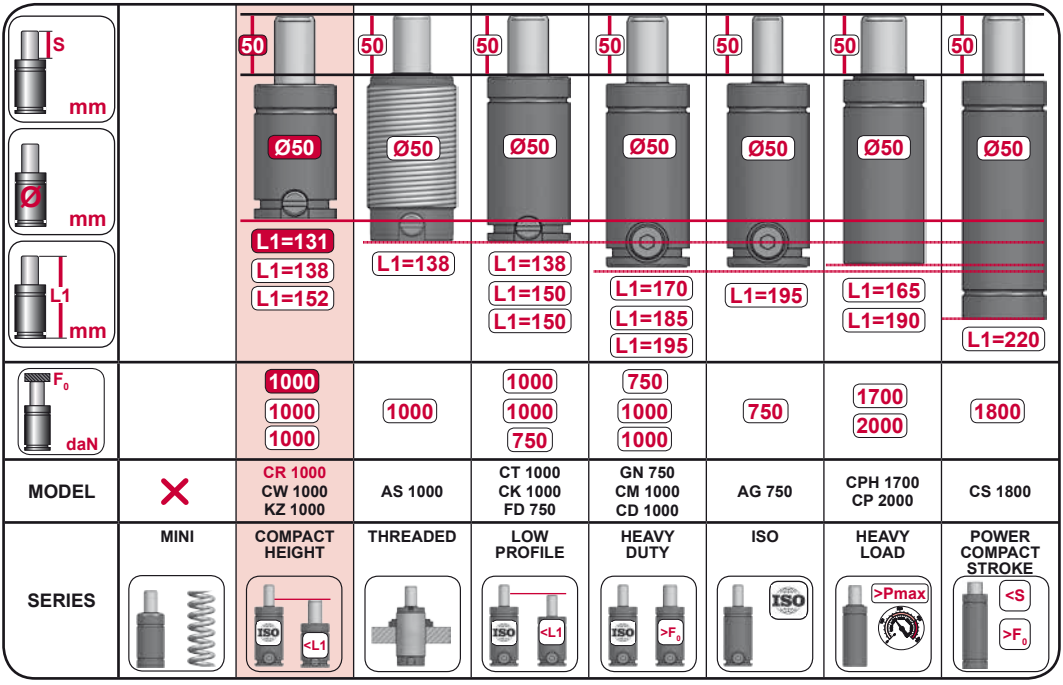

CR 1000

Compact Height

AZOL GAS

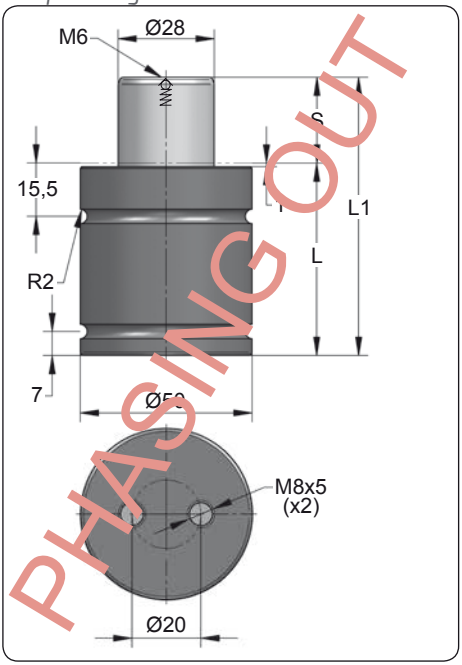

ORDER	S (mm)	L1 ±0,25 (mm)	L (mm)	Kg.
CR 1000 010	10	51	41	0.51
CR 1000 013	13	57	44	0.54
CR 1000 019	19	69	50	0.60
CR 1000 025	25	81	56	0.66
CR 1000 038	38	107	69	0.78
CR 1000 050	50	131	81	0.89
CR 1000 063	63	157	94	1.02
CR 1000 080	80	191	111	1.18

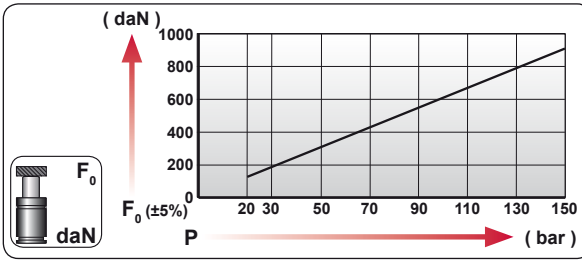

CODE	bar	psi	F0 daN	F1 daN
CR 1000 050	150	2175	920	1730
---------	---	---	---	---

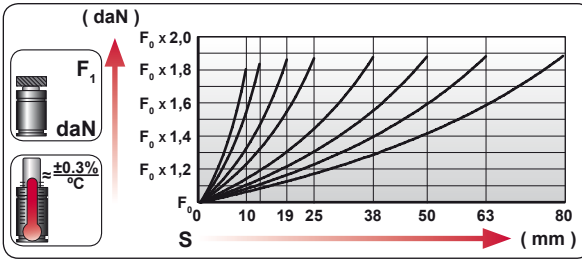

ENG	ORDER
DEU	BESTELLUNG
FRA	COMMANDE
ITA	ORDINE
ESP	PEDIDO
POR	PEDIDO

F0 daN — S mm

CR 1000 50

CR 1000 050

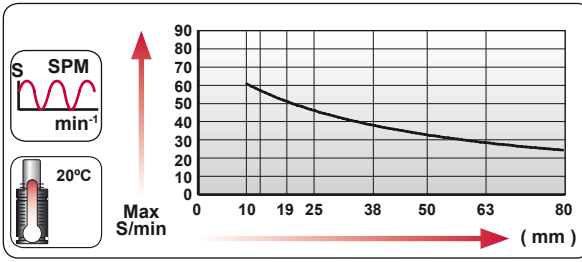



N_2	Smax < 90%	Vmax 1,6 m/s	bar psi 20 290	bar psi 150 2175	ºC ºF 0 32	ºC ºF 80 176

AZOL GAS

CR 1000 MOUNTS

Compact Height

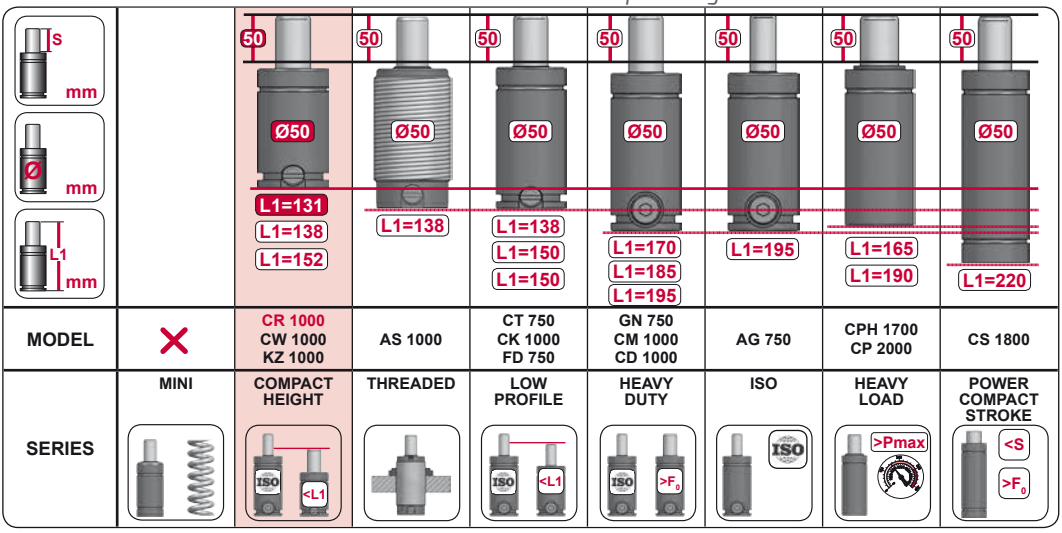

MODEL		CR 1000 CW 1000 KZ 1000	AS 1000	CT 750 CK 1000 FD 750	GN 750 CM 1000 CD 1000	AG 750	CPH 1700 CP 2000	CS 1800
SERIES	MINI	COMPACT HEIGHT	THREADED	LOW PROFILE	HEAVY DUTY	ISO	HEAVY LOAD	POWER COMPACT STROKE

A14-050

E24.54.815.G
EM24.54.700/F

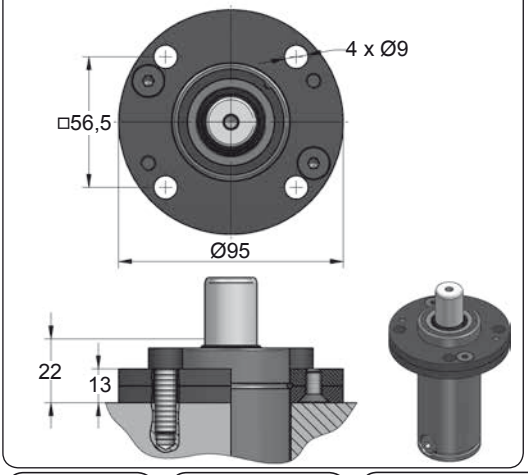

A34-050

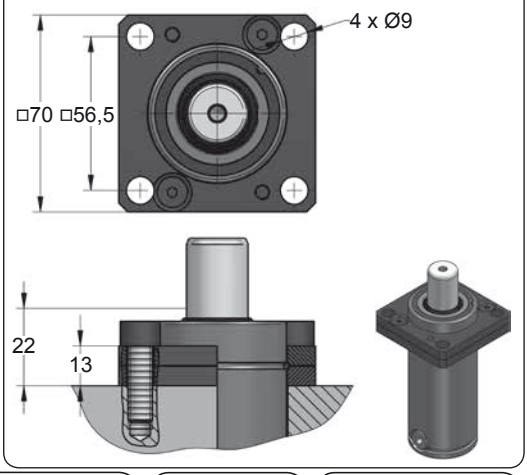



CODE		CR 1000 050	KIT XXXXXXX-S KIT XXXXXXX-C	A14-050	06 GA 11
ENG	ORDER	GAS SPRING	REPAIR KIT	FLANGE	CHARGING ADAPTER
DEU	BESTELLUNG	GASDRUCKFEDER	ERSATZTEILSATZ	FLANSCHE	LADEADAPTER
FRA	COMMANDE	RESSORT À GAZ	KIT DE RÉPARATION	BRIDE	RACCORD DE CHARGE
ITA	ORDINE	CILINDRO AD AZOTO	KIT DI MANUTENZIONE	FLANGE	ADATTATORE DI CARICO
ESP	PEDIDO	RESORTE DE GAS	KIT DE REPARACION	BRIDA	ADAPTADOR DE CARGA
POR	PEDIDO	CILINDRO DE GÁS	KIT DE MANUTENÇÃO	FLANGE	ADAPTADOR DE CARGA

CR 1000 MOUNTS

Compact Height

AZOL GAS

B36-050

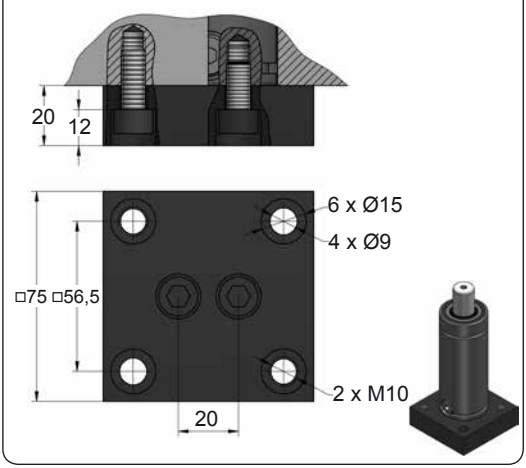

B41-050

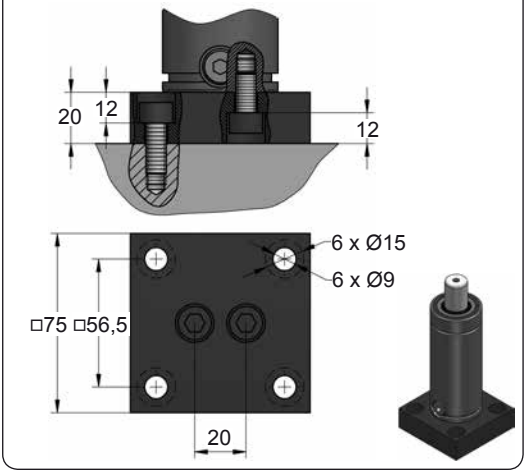

D02-050

ISO E24.54.815.G EM24.54.700/F

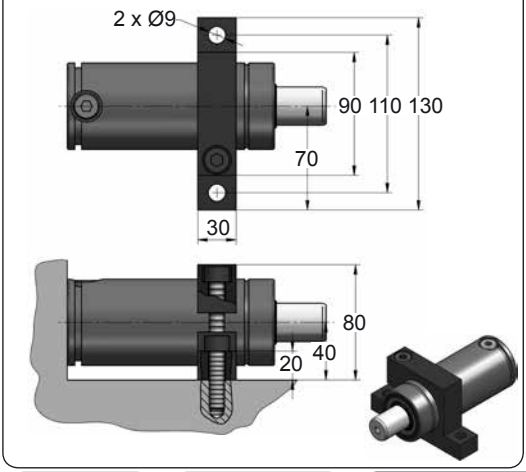

D67-050

VDI

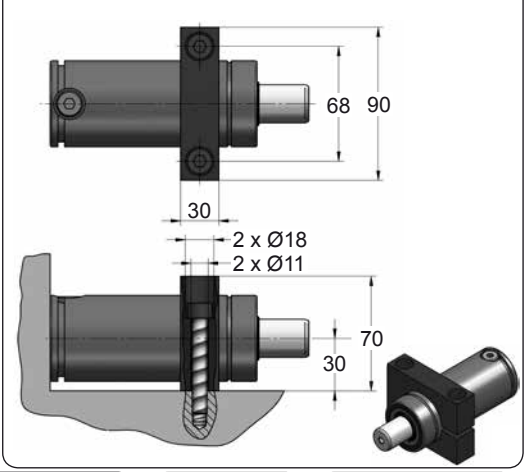







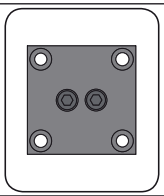

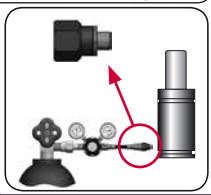

CODE		CR 1000 050	KIT XXXXXXX-S KIT XXXXXXX-C	B36-050	06 GA 11
ENG	ORDER	GAS SPRING	REPAIR KIT	FLANGE	CHARGING ADAPTER
DEU	BESTELLUNG	GASDRUCKFEDER	ERSATZTEILSATZ	FLANSCHE	LADEADAPTER
FRA	COMMANDE	RESSORT À GAZ	KIT DE RÉPARATION	BRIDE	RACCORD DE CHARGE
ITA	ORDINE	CILINDRO AD AZOTO	KIT DI MANUTENZIONE	FLANGE	ADATTATORE DI CARICO
ESP	PEDIDO	RESORTE DE GAS	KIT DE REPARACION	BRIDA	ADAPTADOR DE CARGA
POR	PEDIDO	CILINDRO DE GÁS	KIT DE MANUTENÇÃO	FLANGE	ADAPTADOR DE CARGA

AZOL GAS

CR 1000 MOUNTS

Compact Height







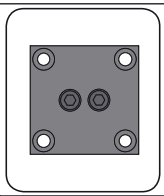

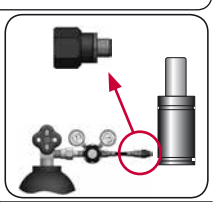

CODE		CR 1000 050	KIT XXXXXXX-S KIT XXXXXXX-C	B36-050	06 GA 11
ENG	ORDER	GAS SPRING	REPAIR KIT	FLANGE	CHARGING ADAPTER
DEU	BESTELLUNG	GASDRUCKFEDER	ERSATZTEILSATZ	FLANSCHE	LADEADAPTER
FRA	COMMANDE	RESSORT À GAZ	KIT DE RÉPARATION	BRIDE	RACCORD DE CHARGE
ITA	ORDINE	CILINDRO AD AZOTO	KIT DI MANUTENZIONE	FLANGE	ADATTATORE DI CARICO
ESP	PEDIDO	RESORTE DE GAS	KIT DE REPARACION	BRIDA	ADAPTADOR DE CARGA
POR	PEDIDO	CILINDRO DE GÁS	KIT DE MANUTENÇÃO	FLANGE	ADAPTADOR DE CARGA

CR 1500

Compact Height

AZOL GAS

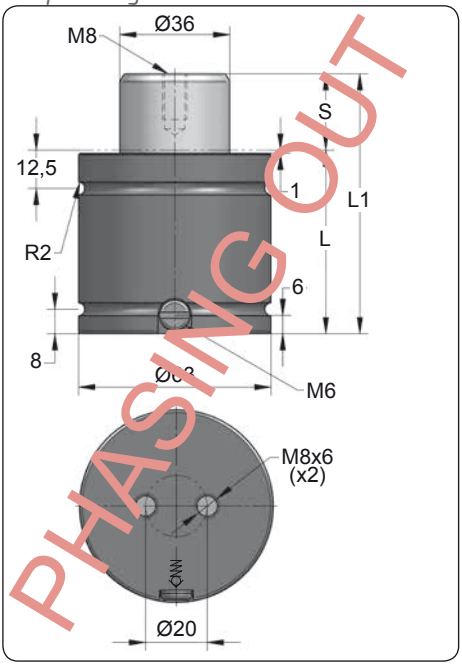

ORDER	S (mm)	L1 ±0,25 (mm)	L (mm)	Kg.
CR 1500 010	10	55	45	0.88
CR 1500 025	25	85	60	1.09
CR 1500 038	38	111	73	1.28
CR 1500 050	50	135	85	1.46
CR 1500 063	63	161	98	1.64
CR 1500 080	80	195	115	1.89
CR 1500 100	100	235	135	2.18

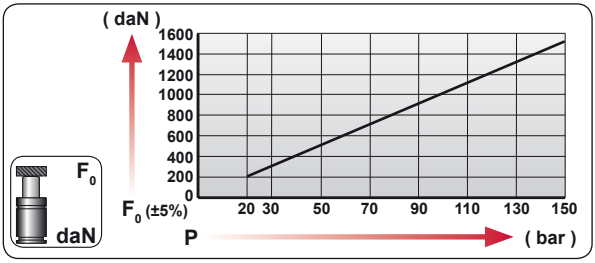

CODE	bar	psi	F0 daN	F1 daN
CR 1500 050	150	2175	1530	2740
CR-H 1500 050	0	0	---	---

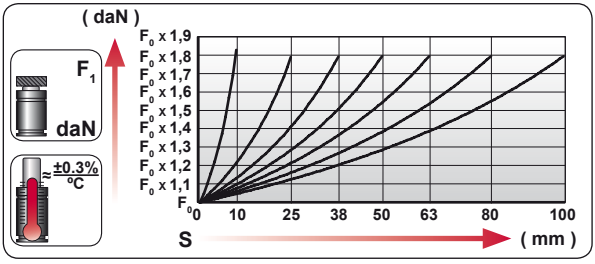

ENG	ORDER
DEU	BESTELLUNG
FRA	COMMANDE
ITA	ORDINE
ESP	PEDIDO
POR	PEDIDO

F0 daN — S mm

CR 1500 50

CR 1500 050

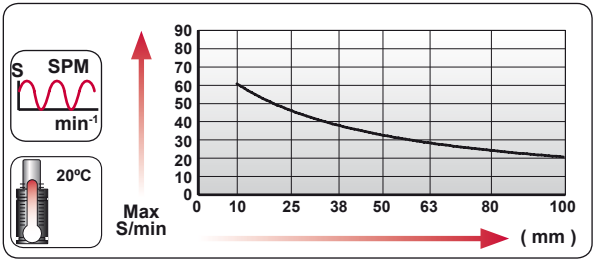

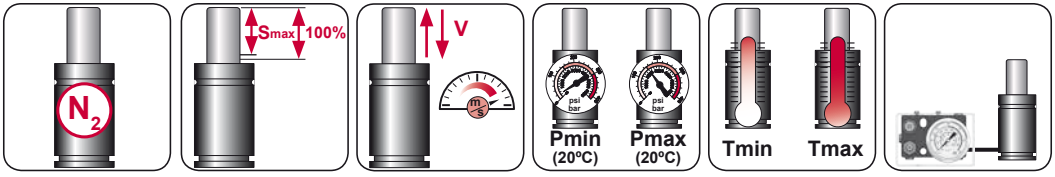

N_2	Smax < 90%	Vmax 1,6 m/s	bar psi 20 290	bar psi 150 2175	°C °F 0 32	°C °F 80 176	600 CP-

AZOL GAS

CR 1500 MOUNTS

Compact Height

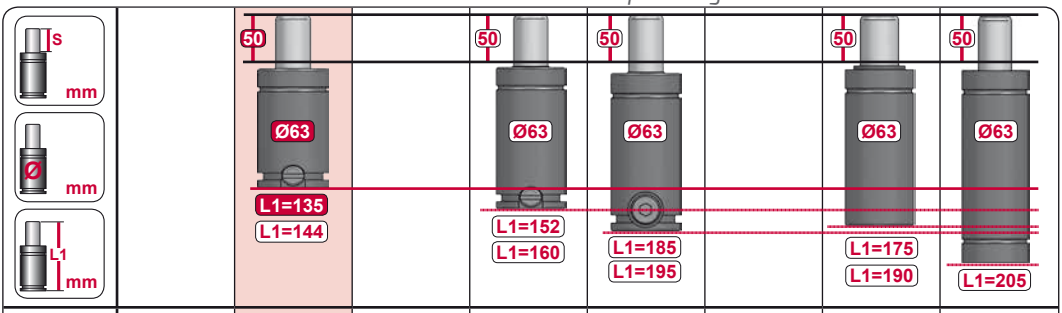

MODEL	×	CR 1500 CW 1500 KZ 1500	×	CT 1500 CK 1500	CM 1500 CD 1500	×	CPH 2800 CP 3000	CS 3000
SERIES	MINI	COMPACT HEIGHT	THREADED	LOW PROFILE	HEAVY DUTY	ISO	HEAVY LOAD	POWER COMPACT STROKE

A14-063

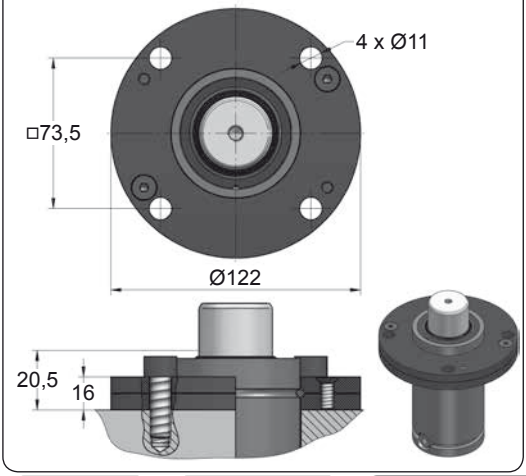

A39-063

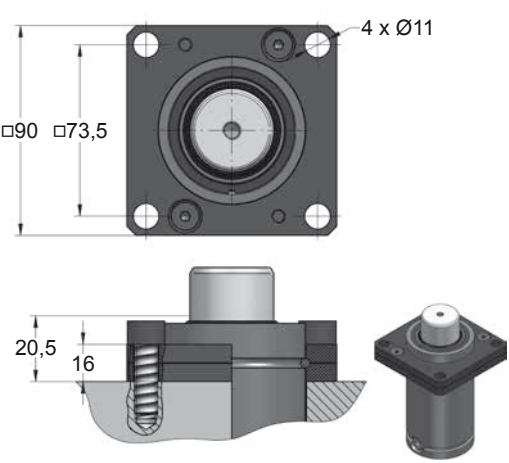







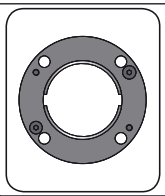

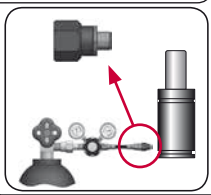

CODE		CR 1500 050	KIT XXXXXXX-S KIT XXXXXXX-C	A14-063	06 GA 11
ENG	ORDER	GAS SPRING	REPAIR KIT	FLANGE	CHARGING ADAPTER
DEU	BESTELLUNG	GASDRUCKFEDER	ERSATZTEILSATZ	FLANSCHE	LADEADAPTER
FRA	COMMANDE	RESSORT À GAZ	KIT DE RÉPARATION	BRIDE	RACCORD DE CHARGE
ITA	ORDINE	CILINDRO AD AZOTO	KIT DI MANUTENZIONE	FLANGE	ADATTATORE DI CARICO
ESP	PEDIDO	RESORTE DE GAS	KIT DE REPARACION	BRIDA	ADAPTADOR DE CARGA
POR	PEDIDO	CILINDRO DE GÁS	KIT DE MANUTENÇÃO	FLANGE	ADAPTADOR DE CARGA

CR 1500 MOUNTS

Compact Height

AZOL GAS

A69-063

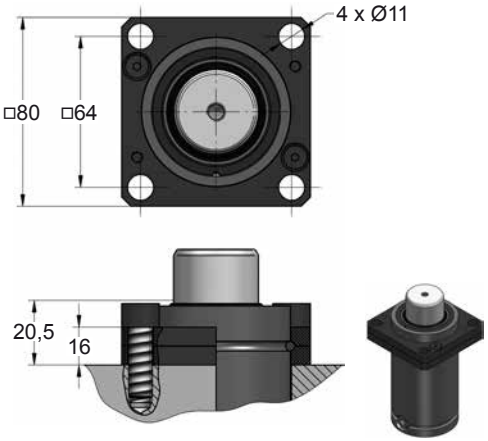

B36-063

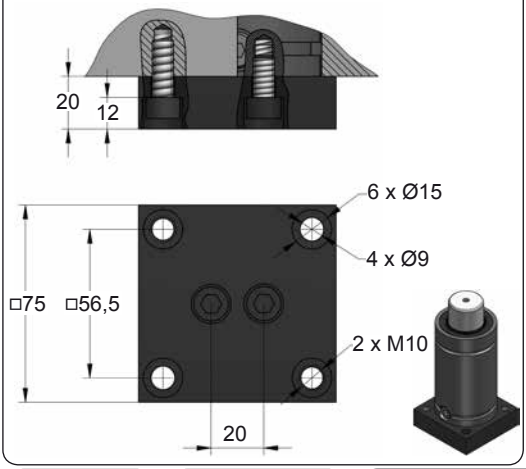

B41-063

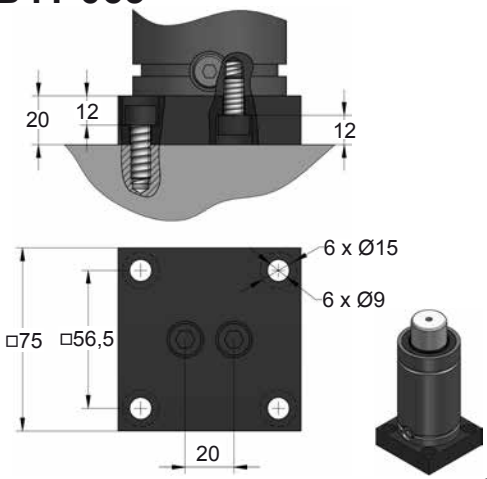







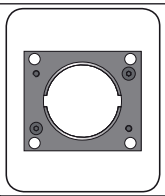

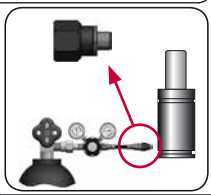

CODE		CR 1500 050	KIT XXXXXXX-S KIT XXXXXXX-C	A69-063	06 GA 11
ENG	ORDER	GAS SPRING	REPAIR KIT	FLANGE	CHARGING ADAPTER
DEU	BESTELLUNG	GASDRUCKFEDER	ERSATZTEILSATZ	FLANSCHE	LADEADAPTER
FRA	COMMANDE	RESSORT À GAZ	KIT DE RÉPARATION	BRIDE	RACCORD DE CHARGE
ITA	ORDINE	CILINDRO AD AZOTO	KIT DI MANUTENZIONE	FLANGE	ADATTATORE DI CARICO
ESP	PEDIDO	RESORTE DE GAS	KIT DE REPARACION	BRIDA	ADAPTADOR DE CARGA
POR	PEDIDO	CILINDRO DE GÁS	KIT DE MANUTENÇÃO	FLANGE	ADAPTADOR DE CARGA

AZOL GAS

CR 1500 MOUNTS

Compact Height

D02-063

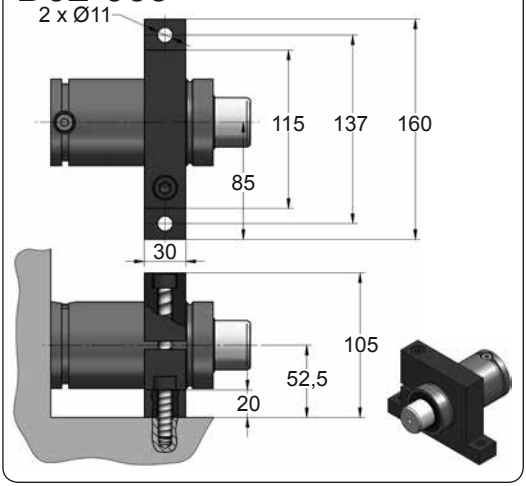

D67-063

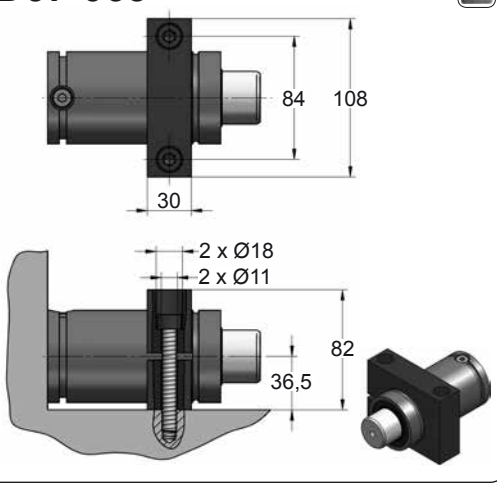







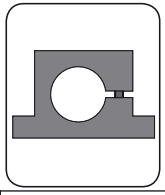

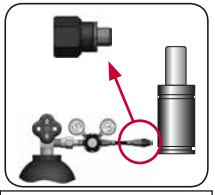

CODE		CR 1500 050	KIT XXXXXXX-S KIT XXXXXXX-C	D02-063	06 GA 11
ENG	ORDER	GAS SPRING	REPAIR KIT	FLANGE	CHARGING ADAPTER
DEU	BESTELLUNG	GASDRUCKFEDER	ERSATZTEILSATZ	FLANSCHE	LADEADAPTER
FRA	COMMANDE	RESSORT À GAZ	KIT DE RÉPARATION	BRIDE	RACCORD DE CHARGE
ITA	ORDINE	CILINDRO AD AZOTO	KIT DI MANUTENZIONE	FLANGE	ADATTATORE DI CARICO
ESP	PEDIDO	RESORTE DE GAS	KIT DE REPARACION	BRIDA	ADAPTADOR DE CARGA
POR	PEDIDO	CILINDRO DE GÁS	KIT DE MANUTENÇÃO	FLANGE	ADAPTADOR DE CARGA

CR 2400

Compact Height

AZOL GAS

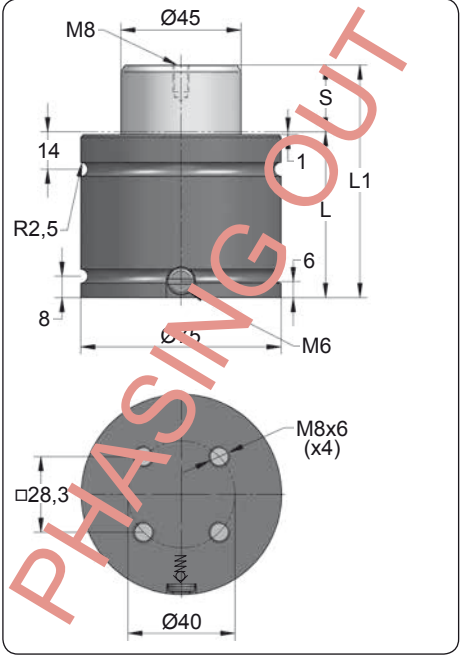

PHASING OUT

ORDER	S (mm)	L1 ±0,25 (mm)	L (mm)	Kg.
CR 2400 010	10	57	47	1.30
CR 2400 025	25	87	62	1.60
CR 2400 038	38	113	75	1.85
CR 2400 050	50	137	87	2.09
CR 2400 063	63	163	100	2.34
CR 2400 080	80	197	117	2.68
CR 2400 100	100	237	137	3.07

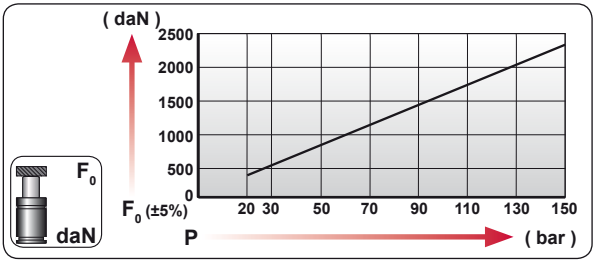

CODE	bar	psi	F0 daN	F1 daN
CR 2400 050	150	2175	2385	4350
CR-H 2400 050	0	0	---	---

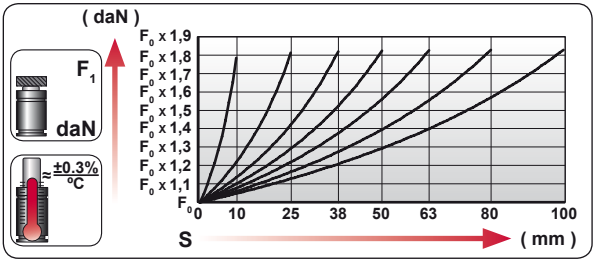

ENG	ORDER
DEU	BESTELLUNG
FRA	COMMANDE
ITA	ORDINE
ESP	PEDIDO
POR	PEDIDO



CR 2400 50

CR 2400 050

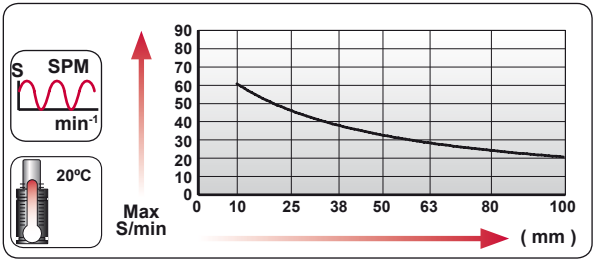



N_2	Smax < 90%	Vmax 1,6 m/s	bar psi 20 290	bar psi 150 2175	°C °F 0 32	°C °F 80 176	600 CP-

AZOL GAS

CR 2400 MOUNTS

Compact Height

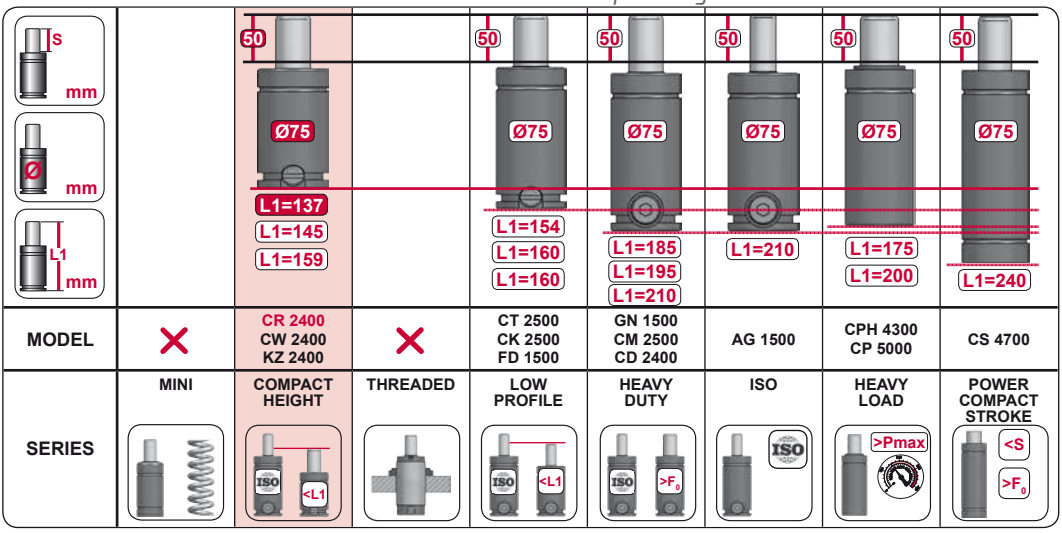

MODEL	×	CR 2400 CW 2400 KZ 2400	×	CT 2500 CK 2500 FD 1500	GN 1500 CM 2500 CD 2400	AG 1500	CPH 4300 CP 5000	CS 4700
SERIES	MINI	COMPACT HEIGHT	THREADED	LOW PROFILE	HEAVY DUTY	ISO	HEAVY LOAD	POWER COMPACT STROKE

A14-075

E24.54.815.G
EM24.54.700/F

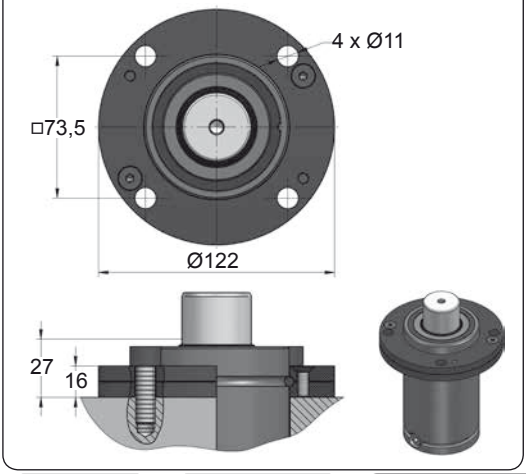

A34-075

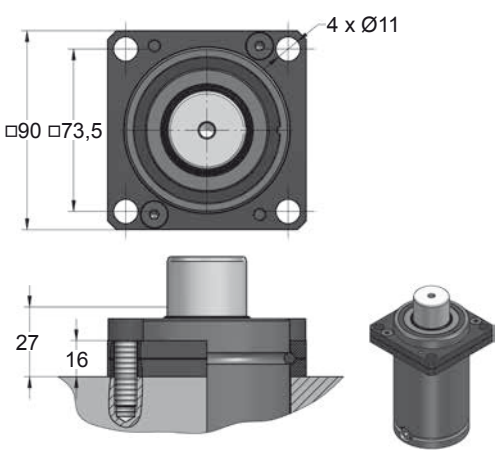



CODE		CR 2400 050	KIT XXXXXXX-S KIT XXXXXXX-C	A14-075	06 GA 11
ENG	ORDER	GAS SPRING	REPAIR KIT	FLANGE	CHARGING ADAPTER
DEU	BESTELLUNG	GASDRUCKFEDER	ERSATZTEILSATZ	FLANSCHE	LADEADAPTER
FRA	COMMANDE	RESSORT À GAZ	KIT DE RÉPARATION	BRIDE	RACCORD DE CHARGE
ITA	ORDINE	CILINDRO AD AZOTO	KIT DI MANUTENZIONE	FLANGE	ADATTATORE DI CARICO
ESP	PEDIDO	RESORTE DE GAS	KIT DE REPARACION	BRIDA	ADAPTADOR DE CARGA
POR	PEDIDO	CILINDRO DE GÁS	KIT DE MANUTENÇÃO	FLANGE	ADAPTADOR DE CARGA

CR 2400 MOUNTS

Compact Height

AZOL GAS

B36-075

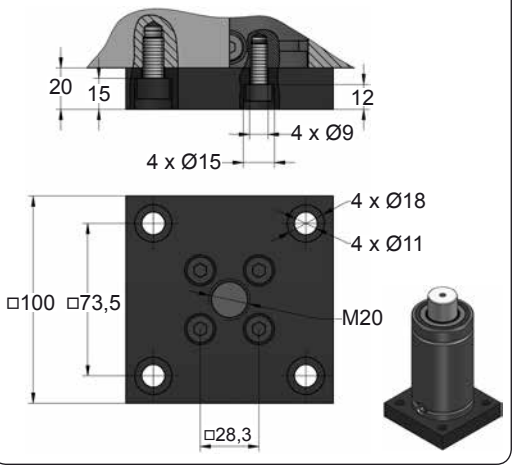

B41-075

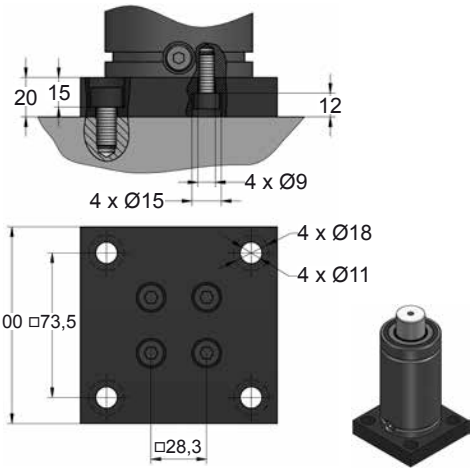

D02-075

ISO E24.54.815.G EM24.54.700/F

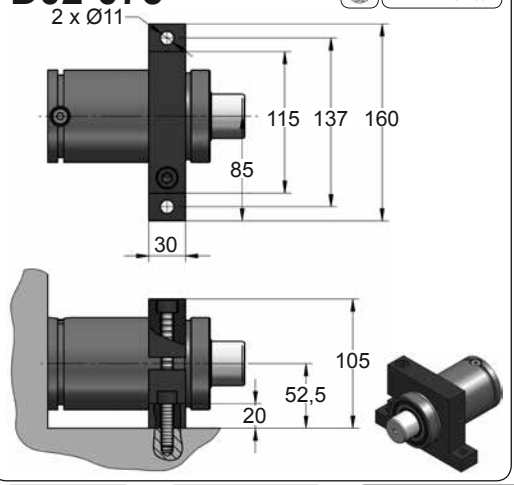

D67-075

VDI

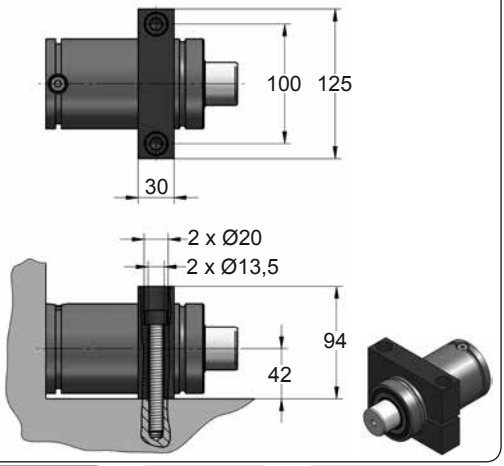







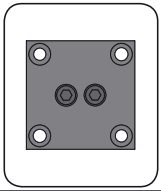

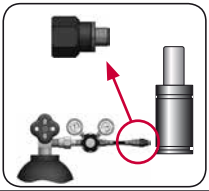

CODE		CR 2400 050	KIT XXXXXXX-S KIT XXXXXXX-C	B36-075	06 GA 11
ENG	ORDER	GAS SPRING	REPAIR KIT	FLANGE	CHARGING ADAPTER
DEU	BESTELLUNG	GASDRUCKFEDER	ERSATZTEILSATZ	FLANSCHE	LADEADAPTER
FRA	COMMANDE	RESSORT À GAZ	KIT DE RÉPARATION	BRIDE	RACCORD DE CHARGE
ITA	ORDINE	CILINDRO AD AZOTO	KIT DI MANUTENZIONE	FLANGE	ADATTATORE DI CARICO
ESP	PEDIDO	RESORTE DE GAS	KIT DE REPARACION	BRIDA	ADAPTADOR DE CARGA
POR	PEDIDO	CILINDRO DE GÁS	KIT DE MANUTENÇÃO	FLANGE	ADAPTADOR DE CARGA

AZOL GAS

CR 2400 MOUNTS

Compact Height







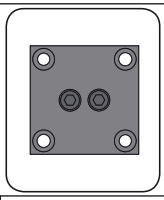

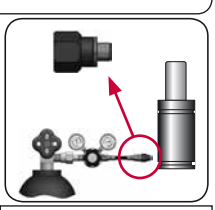

CODE		CR 2400 050	KIT XXXXXXX-S KIT XXXXXXX-C	B36-075	06 GA 11
ENG	ORDER	GAS SPRING	REPAIR KIT	FLANGE	CHARGING ADAPTER
DEU	BESTELLUNG	GASDRUCKFEDER	ERSATZTEILSATZ	FLANSCHE	LADEADAPTER
FRA	COMMANDE	RESSORT À GAZ	KIT DE RÉPARATION	BRIDE	RACCORD DE CHARGE
ITA	ORDINE	CILINDRO AD AZOTO	KIT DI MANUTENZIONE	FLANGE	ADATTATORE DI CARICO
ESP	PEDIDO	RESORTE DE GAS	KIT DE REPARACION	BRIDA	ADAPTADOR DE CARGA
POR	PEDIDO	CILINDRO DE GÁS	KIT DE MANUTENÇÃO	FLANGE	ADAPTADOR DE CARGA

AZOL GAS

CP HEAVY LOAD LARGE

MODEL	F_0	Ø	S	L1	Pmax	Charge Port		
CP 150	150	Ø19	10 - 80	75 - 220	160	M6	✗	✓
CP 300	300	Ø25	10 - 80	75 - 225	170	M6	✗	✓
CP 500	500	Ø32	10 - 80	75 - 230	200	M6	✗	✗
CP 1000 V1	1000	Ø38	10 - 80	75 - 240	205	M6	✗	✗
CP 2000 V1	2000	Ø50	10 - 80	90 - 255	210	M6	✗	✗
CP 3000 V1	3000	Ø63	10 - 80	95 - 255	190	M6	✗	✗
CP 5000 V1	5000	Ø75	10 - 80	100 - 275	200	M6	✗	✗
CP 8000 V1	8000	Ø95	10 - 80	110 - 290	180	M6	✗	✗

S mm	Ø mm	L1 mm							
			50 Ø50 L1=131 L1=138 L1=152	50 Ø50 L1=138	50 Ø50 L1=138 L1=150 L1=150	50 Ø50 L1=170 L1=185 L1=195	50 Ø50 L1=195	50 Ø50 L1=165 L1=190	50 Ø50 L1=220
F_0 daN			1000 1000 1000	1000	1000 1000 750	750 1000 1000	750	1700 2000	1800
MODEL	✗		CR 1000 CW 1000 KZ 1000	AS 1000	CT 1000 CK 1000 FD 750	GN 750 CM 1000 CD 1000	AG 750	CPH 1700 CP 2000	CS 1800
SERIES	MINI		COMPACT HEIGHT	THREADED	LOW PROFILE	HEAVY DUTY	ISO	HEAVY LOAD	POWER COMPACT STROKE

CP 150

Heavy Load

AZOL GAS

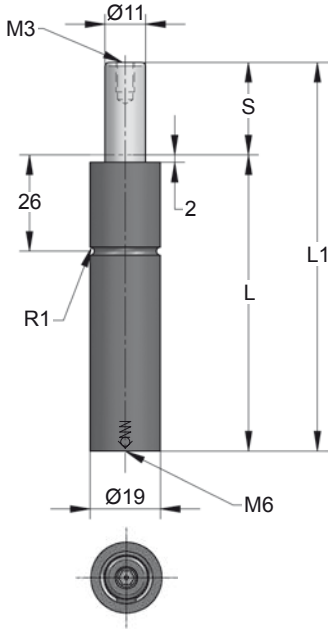

ORDER	S (mm)	L1 ±0,25 (mm)	L (mm)	Kg.
CP 150 010	10	75	65	0.10
CP 150 015	15	85	70	0.11
CP 150 025	25	105	80	0.13
CP 150 038	38	135	97	0.15
CP 150 050	50	160	110	0.17
CP 150 063	63	190	127	0.19
CP 150 080	80	220	140	0.22

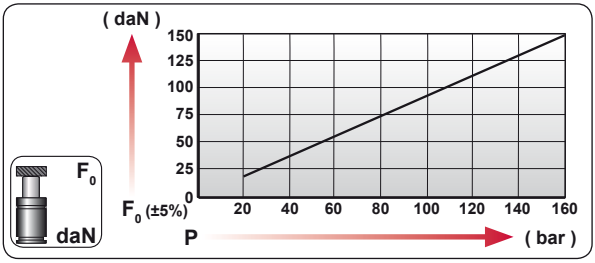

CODE	bar	psi	F_0 daN	F_1 daN
CP 150 050	160	2320	150	245
---------	---	---	---	---

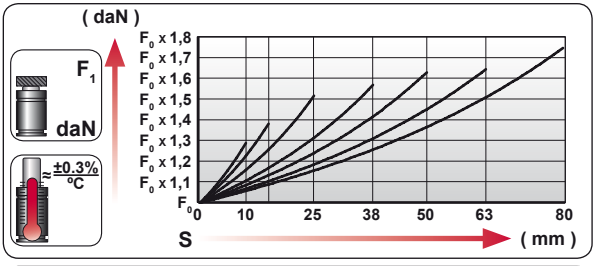

ENG	ORDER
DEU	BESTELLUNG
FRA	COMMANDE
ITA	ORDINE
ESP	PEDIDO
POR	PEDIDO

F_0 daN — S mm

CP 150 50

CP 150 050

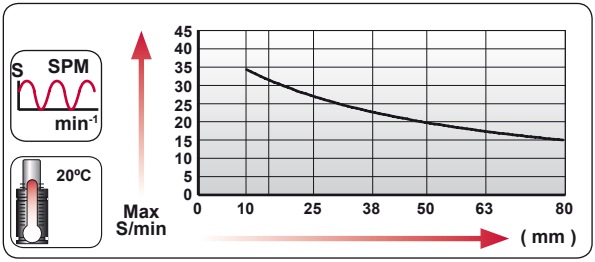



N_2	Smax < 90%	Vmax 0,5 m/s	bar psi 20 290	bar psi 160 2320	ºC ºF 0 32	ºC ºF 80 176

AZOL GAS

CP 150 MOUNTS

Heavy Load

A14-019

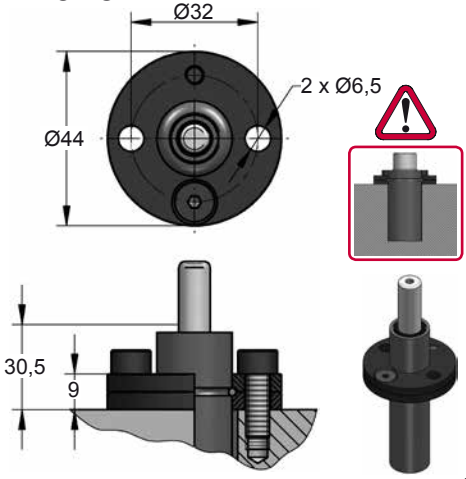

A44-019

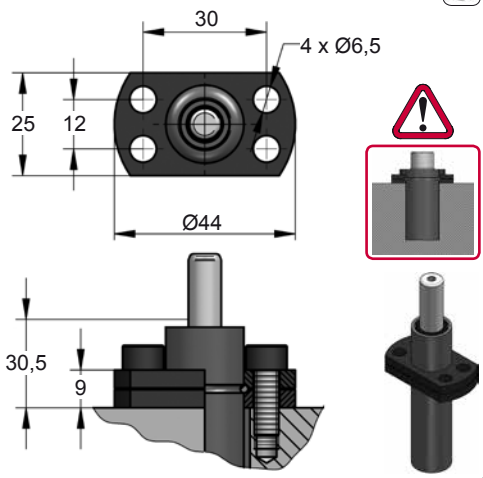







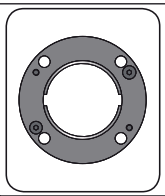

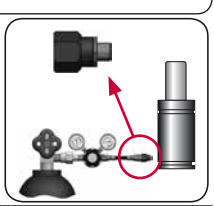

CODE		CP 150 050	KIT XXXXXXX-S	A14-019	06 GA 11
ENG	ORDER	GAS SPRING	REPAIR KIT	FLANGE	CHARGING ADAPTER
DEU	BESTELLUNG	GASDRUCKFEDER	ERSATZTEILSATZ	FLANSCHE	LADEADAPTER
FRA	COMMANDE	RESSORT À GAZ	KIT DE RÉPARATION	BRIDE	RACCORD DE CHARGE
ITA	ORDINE	CILINDRO AD AZOTO	KIT DI MANUTENZIONE	FLANGE	ADATTATORE DI CARICO
ESP	PEDIDO	RESORTE DE GAS	KIT DE REPARACION	BRIDA	ADAPTADOR DE CARGA
POR	PEDIDO	CILINDRO DE GÁS	KIT DE MANUTENÇÃO	FLANGE	ADAPTADOR DE CARGA

CP 300

Heavy Load

AZOL GAS

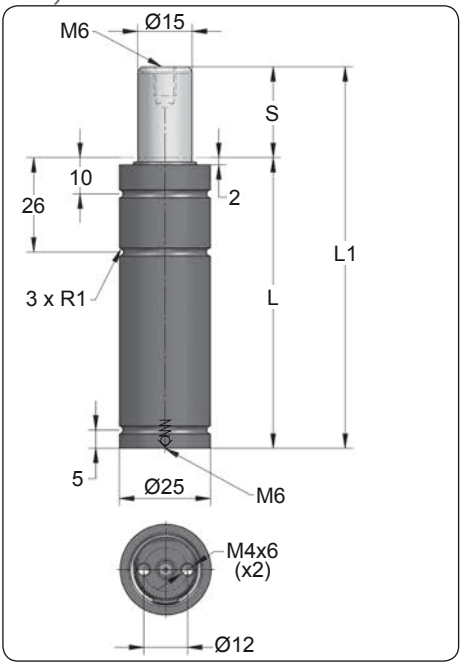

ORDER	S (mm)	L1 ±0,25 (mm)	L (mm)	Kg.
CP 300 010	10	75	65	0.18
CP 300 015	15	85	70	0.19
CP 300 025	25	105	80	0.22
CP 300 038	38	135	97	0.26
CP 300 050	50	160	110	0.29
CP 300 063	63	190	127	0.33
CP 300 080	80	225	145	0.38

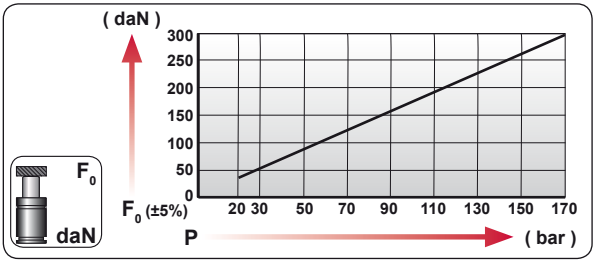

CODE		bar	psi	F0 daN	F1 daN
CP 300 050		170	2465	300	515
---------		---	---	---	---

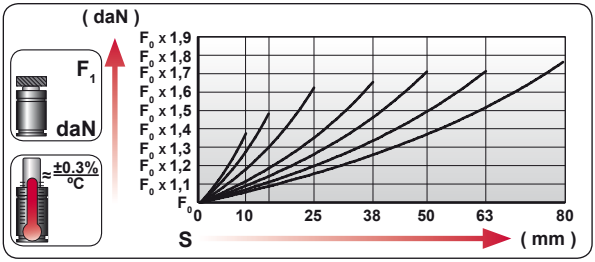

ENG	ORDER
DEU	BESTELLUNG
FRA	COMMANDE
ITA	ORDINE
ESP	PEDIDO
POR	PEDIDO

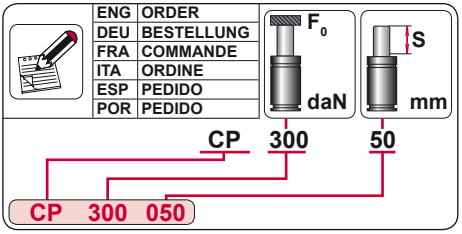

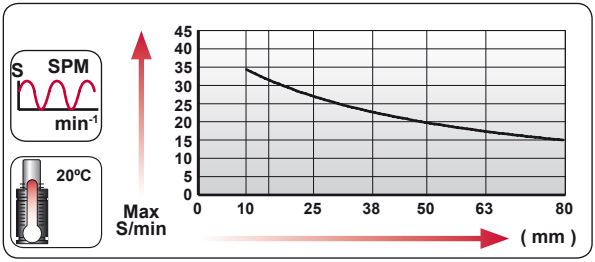



N_2	Smax < 90%	Vmax 0,5 m/s	bar psi 20 290	bar psi 170 2465	ºC ºF 0 32	ºC ºF 80 176	

AZOL GAS

CP 300 MOUNTS

Heavy Load

A44-025

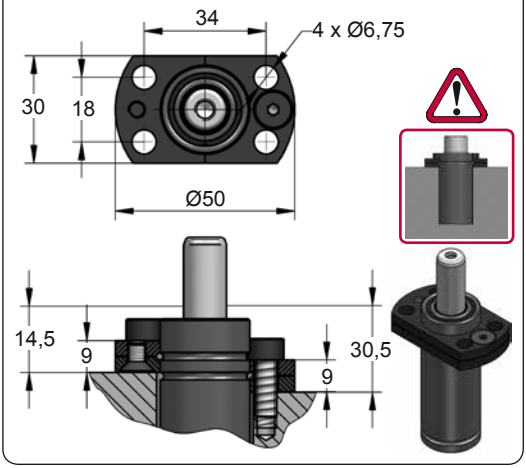

A49-025

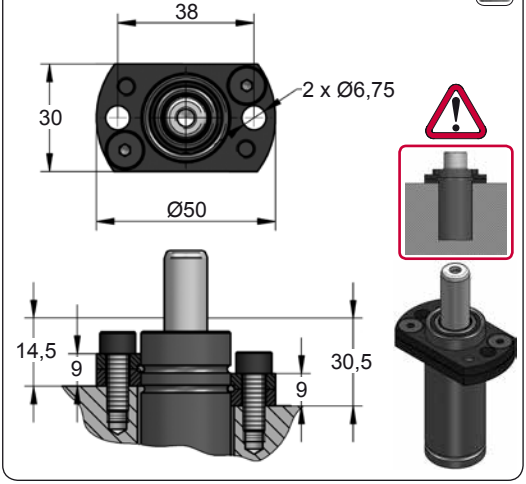







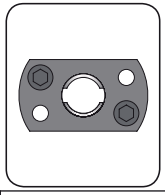

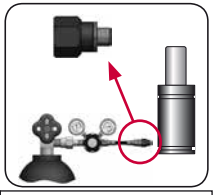

CODE		CP 300 050	KIT XXXXXXX-S	A44-025	06 GA 11
ENG	ORDER	GAS SPRING	REPAIR KIT	FLANGE	CHARGING ADAPTER
DEU	BESTELLUNG	GASDRUCKFEDER	ERSATZTEILSATZ	FLANSCHE	LADEADAPTER
FRA	COMMANDE	RESSORT À GAZ	KIT DE RÉPARATION	BRIDE	RACCORD DE CHARGE
ITA	ORDINE	CILINDRO AD AZOTO	KIT DI MANUTENZIONE	FLANGE	ADATTATORE DI CARICO
ESP	PEDIDO	RESORTE DE GAS	KIT DE REPARACION	BRIDA	ADAPTADOR DE CARGA
POR	PEDIDO	CILINDRO DE GÁS	KIT DE MANUTENÇÃO	FLANGE	ADAPTADOR DE CARGA

CP 500

Heavy Load

AZOL GAS

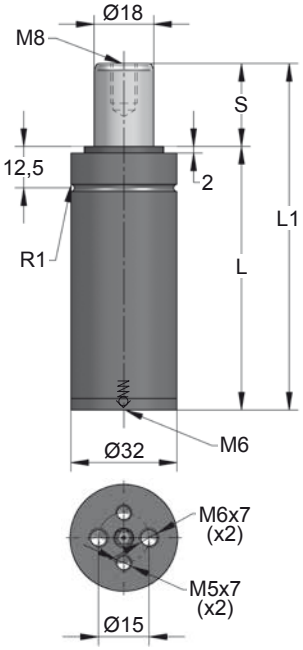

ORDER	S (mm)	L1 ±0,25 (mm)	L (mm)	Kg.
CP 500 010	10	75	65	0.30
CP 500 015	15	85	70	0.32
CP 500 025	25	105	80	0.36
CP 500 038	38	135	97	0.42
CP 500 050	50	160	110	0.47
CP 500 063	63	195	132	0.54
CP 500 080	80	230	150	0.61

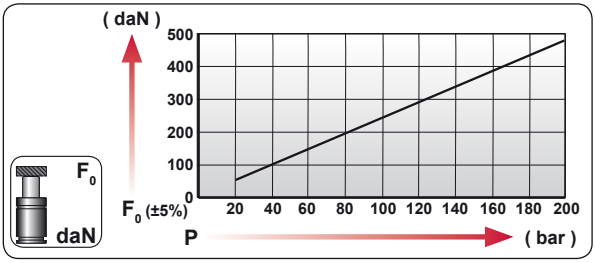

CODE	bar	psi	F_0 daN	F_1 daN
CP 500 050	190	2755	485	755
---------	---	---	---	---

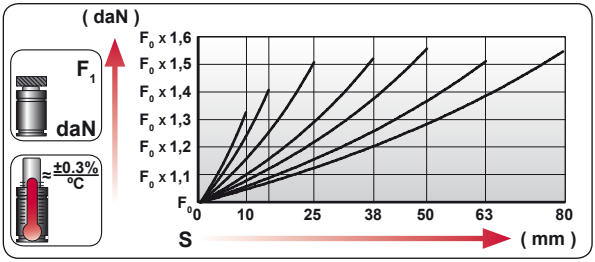

ENG	ORDER
DEU	BESTELLUNG
FRA	COMMANDE
ITA	ORDINE
ESP	PEDIDO
POR	PEDIDO

F_0 daN — S mm

CP 500 50

CP 500 050

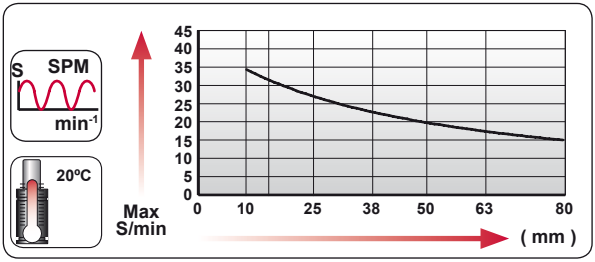



N_2	Smax < 90%	Vmax 0,5 m/s	bar psi 20 290	bar psi 200 2900	ºC ºF 0 32	ºC ºF 80 176

AZOL GAS

CP 500 MOUNTS

Heavy Load

A14-032

ISO E24.54.815.G EM24.54.700/F

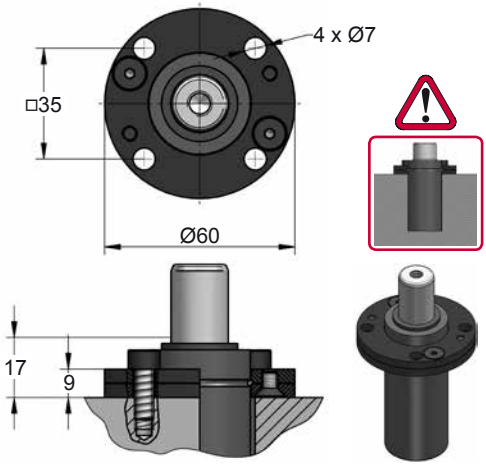

A34-032

VDI

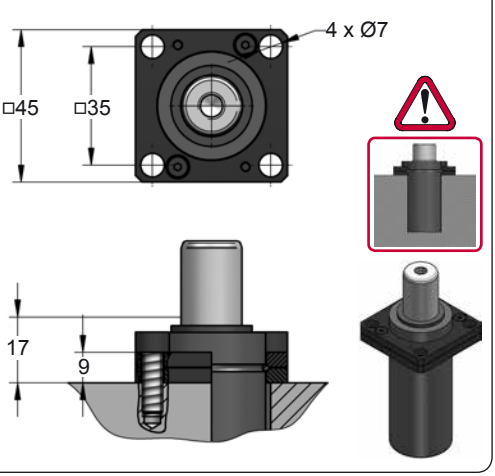

D02-032

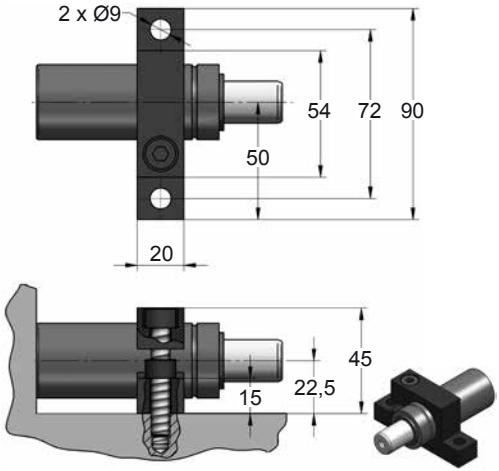

D67-032

VDI

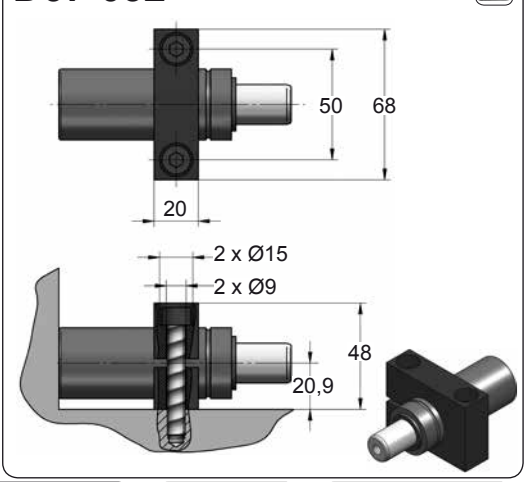







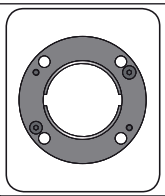

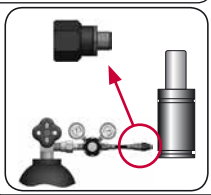

CODE		CP 500 050		A14-032	06 GA 11
ENG	ORDER	GAS SPRING	REPAIR KIT	FLANGE	CHARGING ADAPTER
DEU	BESTELLUNG	GASDRUCKFEDER	ERSATZTEILSATZ	FLANSCHE	LADEADAPTER
FRA	COMMANDE	RESSORT À GAZ	KIT DE RÉPARATION	BRIDE	RACCORD DE CHARGE
ITA	ORDINE	CILINDRO AD AZOTO	KIT DI MANUTENZIONE	FLANGE	ADATTATORE DI CARICO
ESP	PEDIDO	RESORTE DE GAS	KIT DE REPARACION	BRIDA	ADAPTADOR DE CARGA
POR	PEDIDO	CILINDRO DE GÁS	KIT DE MANUTENÇÃO	FLANGE	ADAPTADOR DE CARGA

CP 1000

Heavy Load

AZOL GAS

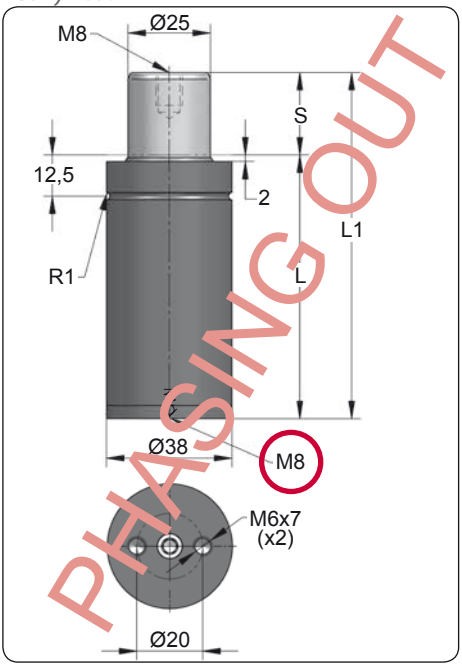

ORDER	S (mm)	L1 ±0,25 (mm)	L (mm)	Kg.
CP 1000 010	10	75	65	0.42
CP 1000 015	15	85	70	0.45
CP 1000 025	25	105	80	0.50
CP 1000 038	38	135	97	0.58
CP 1000 050	50	160	110	0.64
CP 1000 063	63	205	142	0.76
CP 1000 080	80	240	160	0.85

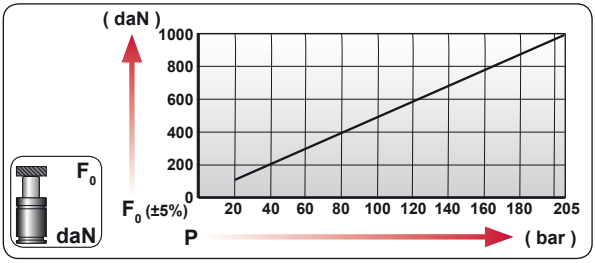

CODE	bar	psi	F0 daN	F1 daN
CP 1000 050	195	2830	960	1655
---------	---	---	---	---

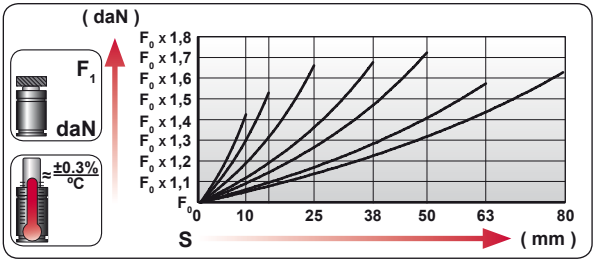

ENG	ORDER
DEU	BESTELLUNG
FRA	COMMANDE
ITA	ORDINE
ESP	PEDIDO
POR	PEDIDO



CP 1000 50

CP 1000 050

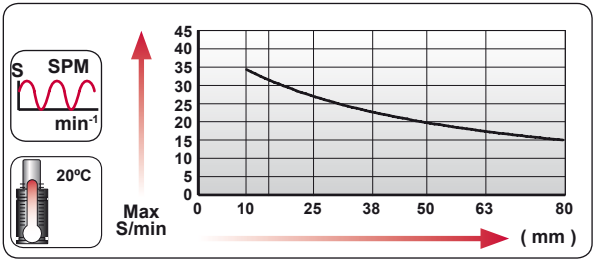



N_2	Smax < 90%	Vmax 0,5 m/s	bar psi 20 290	bar psi 205 2975	°C °F 0 32	°C °F 80 176

AZOL GAS

CP 1000 MOUNTS

Heavy Load

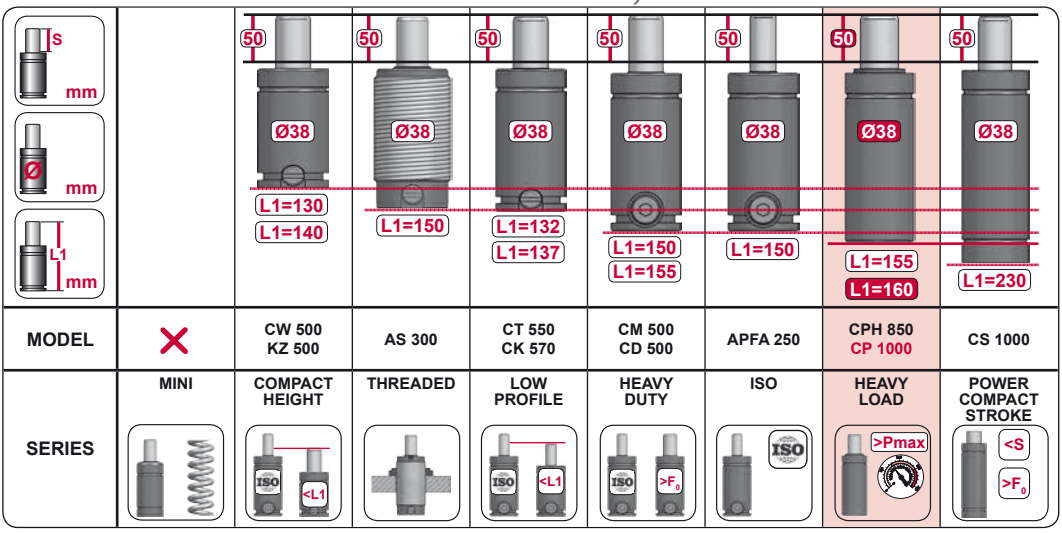

MODEL		CW 500 KZ 500	AS 300	CT 550 CK 570	CM 500 CD 500	APFA 250	CPH 850 CP 1000	CS 1000
SERIES	MINI	COMPACT HEIGHT	THREADED	LOW PROFILE	HEAVY DUTY	ISO	HEAVY LOAD	POWER COMPACT STROKE

A14-038

ISO E24.54.815.G EM24.54.700/F

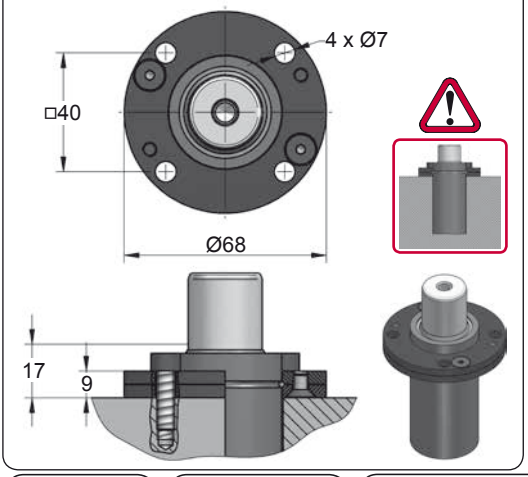

A34-038

ISO VDI

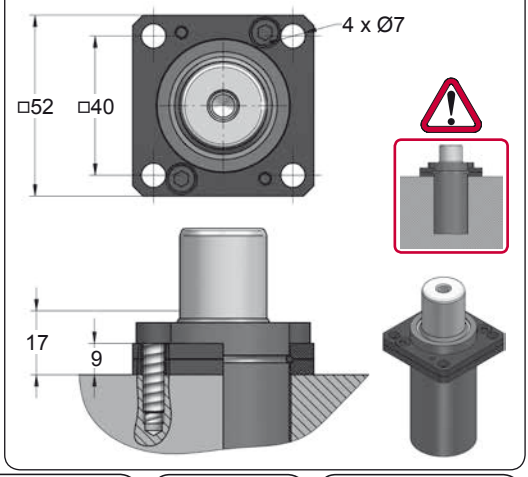







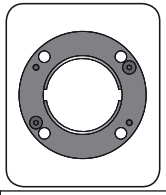

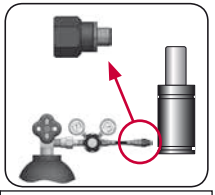

CODE		CP 1000 050		A14-038	08 GA 2
ENG	ORDER	GAS SPRING	REPAIR KIT	FLANGE	CHARGING ADAPTER
DEU	BESTELLUNG	GASDRUCKFEDER	ERSATZTEILSATZ	FLANSCHE	LADEADAPTER
FRA	COMMANDE	RESSORT À GAZ	KIT DE RÉPARATION	BRIDE	RACCORD DE CHARGE
ITA	ORDINE	CILINDRO AD AZOTO	KIT DI MANUTENZIONE	FLANGE	ADATTATORE DI CARICO
ESP	PEDIDO	RESORTE DE GAS	KIT DE REPARACION	BRIDA	ADAPTADOR DE CARGA
POR	PEDIDO	CILINDRO DE GÁS	KIT DE MANUTENÇÃO	FLANGE	ADAPTADOR DE CARGA

CP 1000 V1

Heavy Load

AZOL GAS

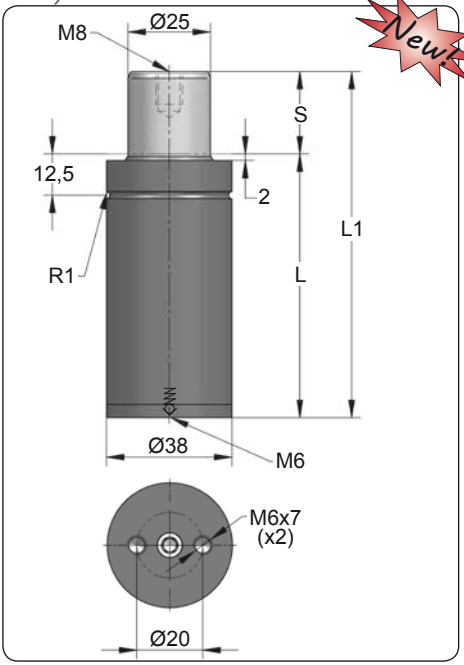

Newt

ORDER	S (mm)	L1 ±0,25 (mm)	L (mm)	Kg.
CP 1000 010 V1	10	75	65	0.42
CP 1000 015 V1	15	85	70	0.45
CP 1000 025 V1	25	105	80	0.50
CP 1000 038 V1	38	135	97	0.58
CP 1000 050 V1	50	160	110	0.64
CP 1000 063 V1	63	205	142	0.76
CP 1000 080 V1	80	240	160	0.85

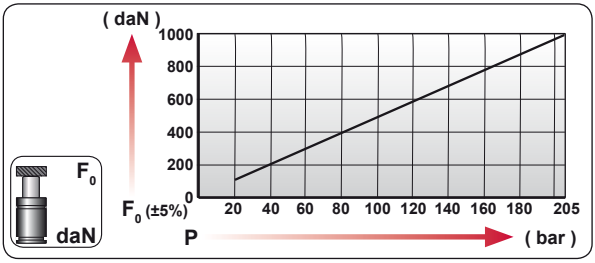

CODE	bar	psi	F_0 daN	F_1 daN
CP 1000 050 V1	195	2830	960	1655
---------	---	---	---	---

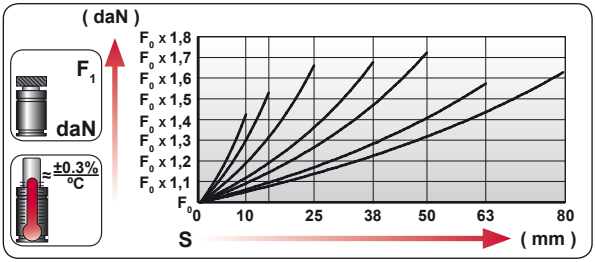

ENG	ORDER
DEU	BESTELLUNG
FRA	COMMANDE
ITA	ORDINE
ESP	PEDIDO
POR	PEDIDO

F_0 daN S mm

CP 1000 50

CP 1000 050 V1

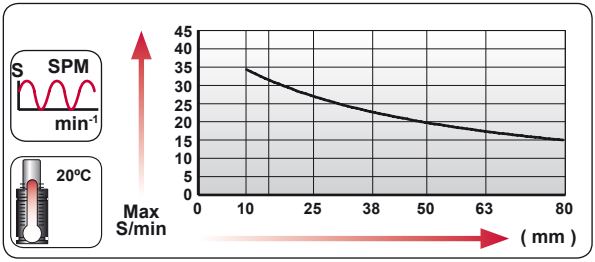



N_2	Smax < 90%	Vmax 0,5 m/s	bar psi 20 290	bar psi 205 2975	ºC ºF 0 32	ºC ºF 80 176	

AZOL GAS

CP 1000 V1 *MOUNTS*

Heavy Load

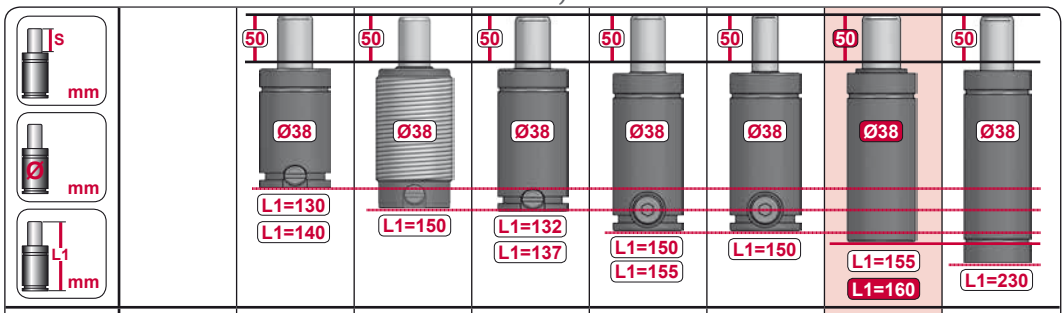

MODEL		CW 500 KZ 500	AS 300	CT 550 CK 570	CM 500 CD 500	APFA 250	CPH 850 CP 1000	CS 1000
SERIES	MINI	COMPACT HEIGHT	THREADED	LOW PROFILE	HEAVY DUTY	ISO	HEAVY LOAD	POWER COMPACT STROKE

A14-038

ISO · E24.54.815.G · EM24.54.700/F

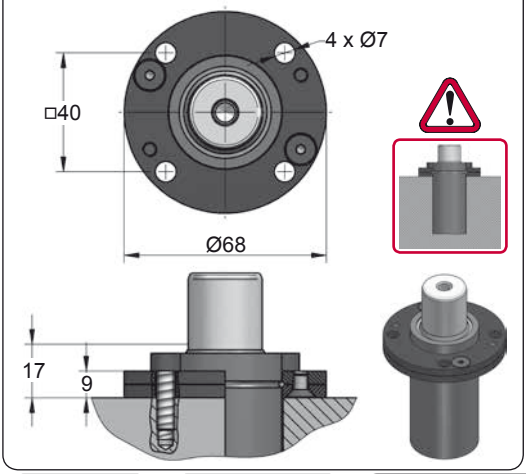

A34-038

ISO · VDI

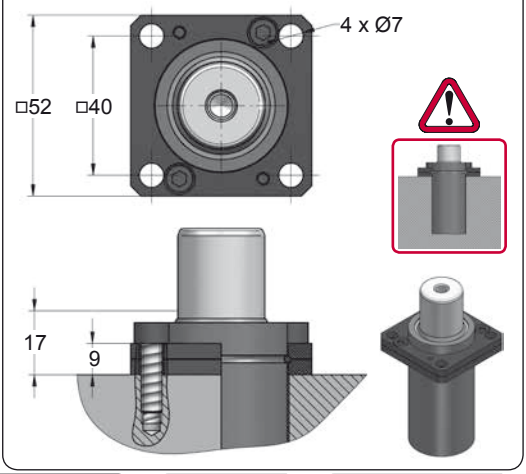







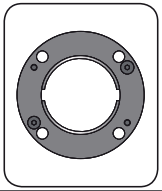

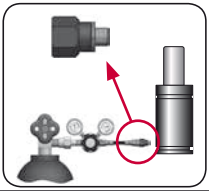

CODE		CP 1000 050 V1		A14-038	06 GA 11
ENG	ORDER	GAS SPRING	REPAIR KIT	FLANGE	CHARGING ADAPTER
DEU	BESTELLUNG	GASDRUCKFEDER	ERSATZTEILSATZ	FLANSCHE	LADEADAPTER
FRA	COMMANDE	RESSORT À GAZ	KIT DE RÉPARATION	BRIDE	RACCORD DE CHARGE
ITA	ORDINE	CILINDRO AD AZOTO	KIT DI MANUTENZIONE	FLANGE	ADATTATORE DI CARICO
ESP	PEDIDO	RESORTE DE GAS	KIT DE REPARACION	BRIDA	ADAPTADOR DE CARGA
POR	PEDIDO	CILINDRO DE GÁS	KIT DE MANUTENÇÃO	FLANGE	ADAPTADOR DE CARGA

CP 2000

Heavy Load

AZOL GAS

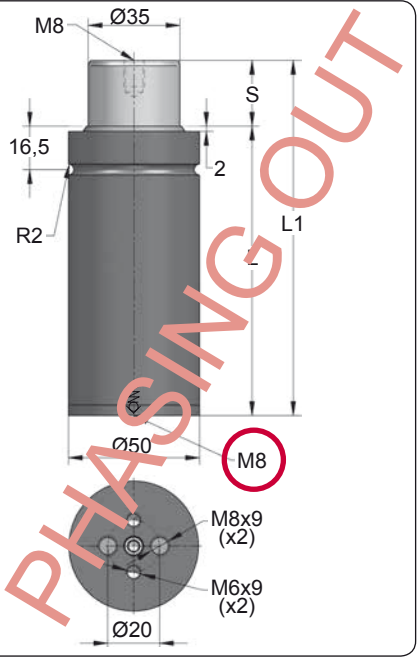

PHASING OUT

ORDER	S (mm)	L1 ±0,25 (mm)	L (mm)	Kg.
CP 2000 010	10	90	80	0.98
CP 2000 015	15	115	100	1.12
CP 2000 025	25	135	110	1.22
CP 2000 038	38	165	127	1.38
CP 2000 050	50	190	140	1.52
CP 2000 063	63	220	157	1.68
CP 2000 080	80	255	175	1.86

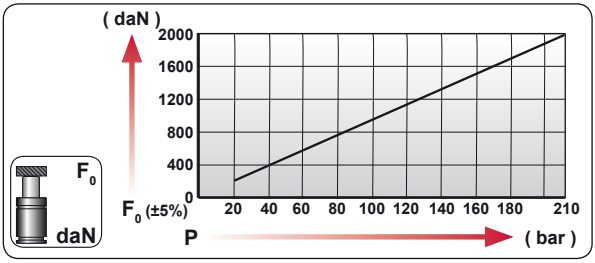

CODE	bar	psi	F_0 daN	F_1 daN
CP 2000 050	200	2900	1925	3350
---------	---	---	---	---

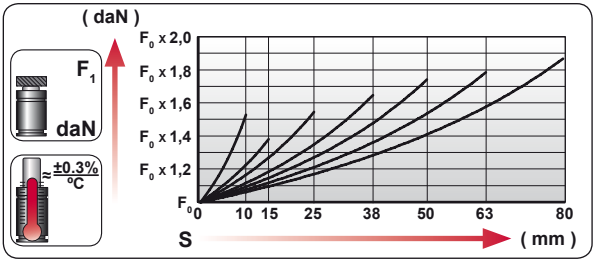

ENG	ORDER
DEU	BESTELLUNG
FRA	COMMANDE
ITA	ORDINE
ESP	PEDIDO
POR	PEDIDO

F_0 daN — S mm

CP 2000 50

CP 2000 050

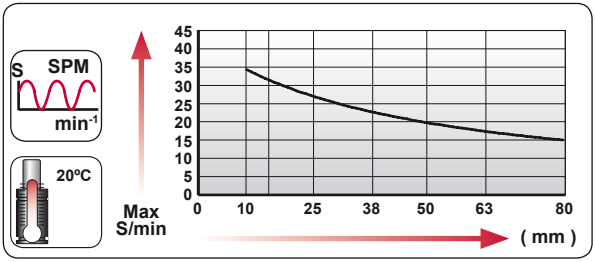



N_2	Smax < 90%	Vmax 0,5 m/s	bar psi 20 290	bar psi 210 3045	ºC ºF 0 32	ºC ºF 80 176

AZOL GAS

CP 2000 MOUNTS

Heavy Load

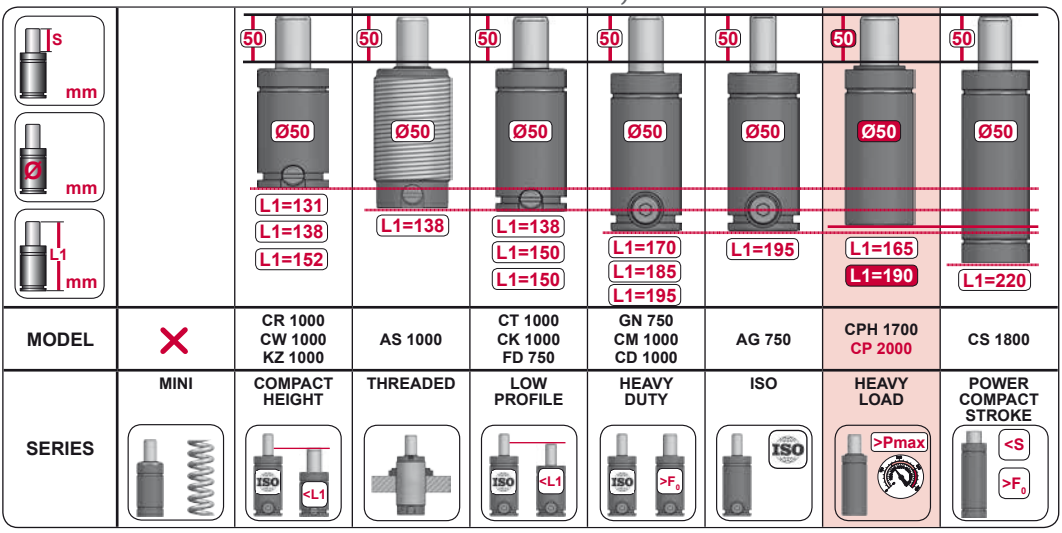

MODEL		CR 1000 CW 1000 KZ 1000	AS 1000	CT 1000 CK 1000 FD 750	GN 750 CM 1000 CD 1000	AG 750	CPH 1700 CP 2000	CS 1800
SERIES	MINI	COMPACT HEIGHT	THREADED	LOW PROFILE	HEAVY DUTY	ISO	HEAVY LOAD	POWER COMPACT STROKE

A14-050

E24.54.815.G
EM24.54.700/F

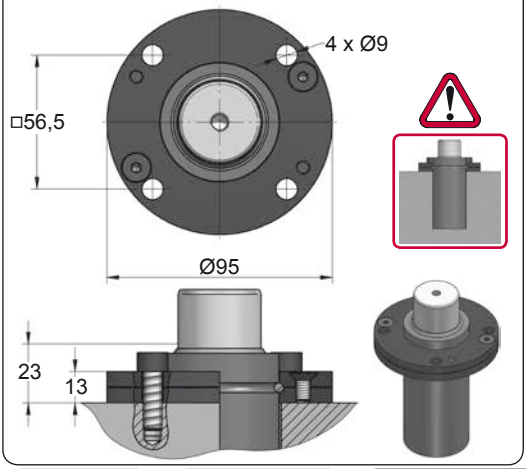

A34-050

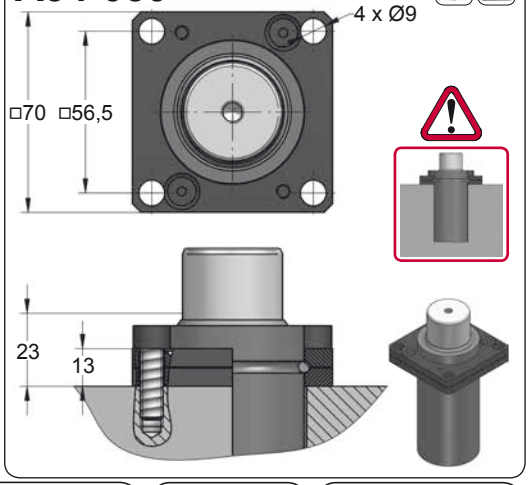



CODE		CP 2000 050		A14-050	08 GA 2
ENG	ORDER	GAS SPRING	REPAIR KIT	FLANGE	CHARGING ADAPTER
DEU	BESTELLUNG	GASDRUCKFEDER	ERSATZTEILSATZ	FLANSCHE	LADEADAPTER
FRA	COMMANDE	RESSORT À GAZ	KIT DE RÉPARATION	BRIDE	RACCORD DE CHARGE
ITA	ORDINE	CILINDRO AD AZOTO	KIT DI MANUTENZIONE	FLANGE	ADATTATORE DI CARICO
ESP	PEDIDO	RESORTE DE GAS	KIT DE REPARACION	BRIDA	ADAPTADOR DE CARGA
POR	PEDIDO	CILINDRO DE GÁS	KIT DE MANUTENÇÃO	FLANGE	ADAPTADOR DE CARGA

CP 2000 V1

Heavy Load

AZOL GAS

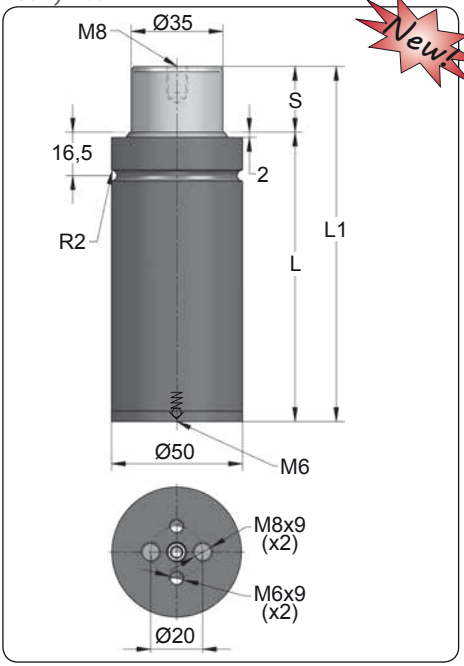

Newt

ORDER	S (mm)	L1 ±0,25 (mm)	L (mm)	Kg.
CP 2000 010 V1	10	90	80	0.98
CP 2000 015 V1	15	115	100	1.12
CP 2000 025 V1	25	135	110	1.22
CP 2000 038 V1	38	165	127	1.38
CP 2000 050 V1	50	190	140	1.52
CP 2000 063 V1	63	220	157	1.68
CP 2000 080 V1	80	255	175	1.86

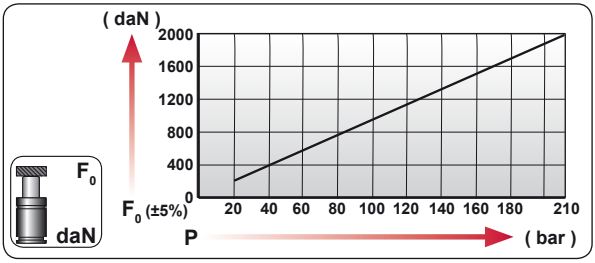

CODE	bar	psi	F0 daN	F1 daN
CP 2000 050 V1	200	2900	1925	3350
---------	---	---	---	---

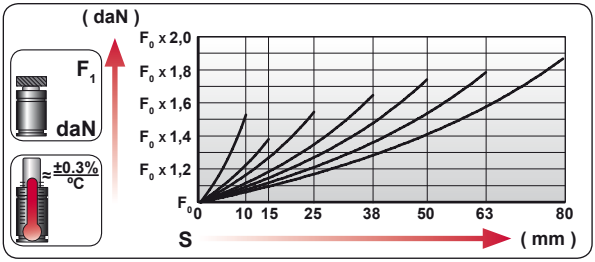

ENG	ORDER
DEU	BESTELLUNG
FRA	COMMANDE
ITA	ORDINE
ESP	PEDIDO
POR	PEDIDO

F0 daN S mm

CP 2000 50

CP 2000 050 V1

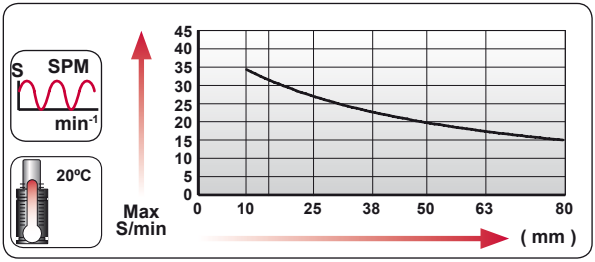



N_2	Smax < 90%	Vmax 0,5 m/s	bar psi 20 290	bar psi 210 3045	ºC ºF 0 32	ºC ºF 80 176

AZOL GAS

CP 2000 V1 *MOUNTS*

Heavy Load

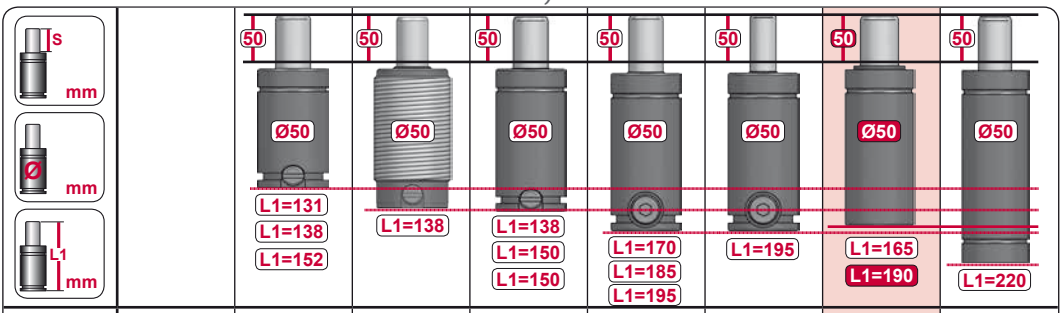

MODEL		CR 1000 CW 1000 KZ 1000	AS 1000	CT 1000 CK 1000 FD 750	GN 750 CM 1000 CD 1000	AG 750	CPH 1700 CP 2000	CS 1800
SERIES	MINI	COMPACT HEIGHT	THREADED	LOW PROFILE	HEAVY DUTY	ISO	HEAVY LOAD	POWER COMPACT STROKE

A14-050

E24.54.815.G
EM24.54.700/F

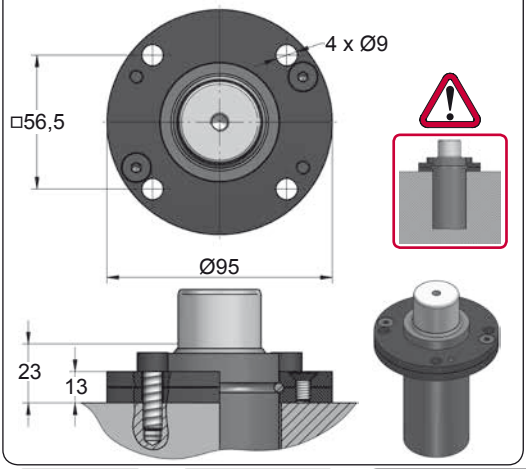

A34-050

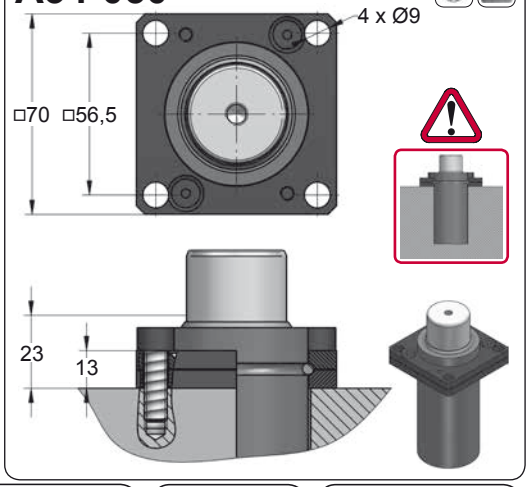



CODE		CP 2000 050 V1		A14-050	06 GA 11
ENG	ORDER	GAS SPRING	REPAIR KIT	FLANGE	CHARGING ADAPTER
DEU	BESTELLUNG	GASDRUCKFEDER	ERSATZTEILSATZ	FLANSCHE	LADEADAPTER
FRA	COMMANDE	RESSORT À GAZ	KIT DE RÉPARATION	BRIDE	RACCORD DE CHARGE
ITA	ORDINE	CILINDRO AD AZOTO	KIT DI MANUTENZIONE	FLANGE	ADATTATORE DI CARICO
ESP	PEDIDO	RESORTE DE GAS	KIT DE REPARACION	BRIDA	ADAPTADOR DE CARGA
POR	PEDIDO	CILINDRO DE GÁS	KIT DE MANUTENÇÃO	FLANGE	ADAPTADOR DE CARGA

CP 3000

Heavy Load

AZOL GAS

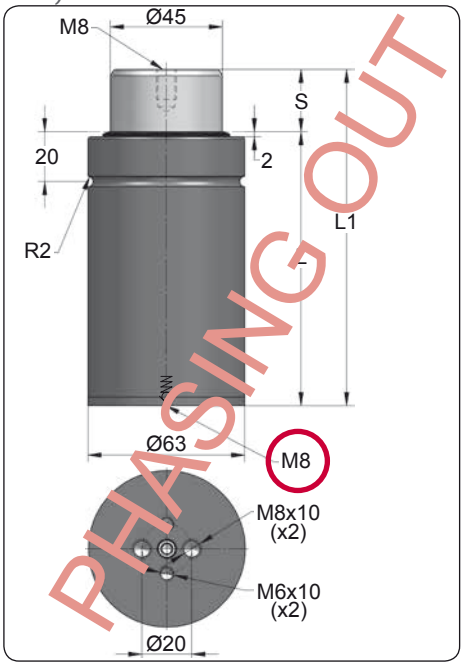

ORDER	S (mm)	L1 ±0,25 (mm)	L (mm)	Kg.
CP 3000 010	10	95	85	1.62
CP 3000 015	15	115	100	1.79
CP 3000 025	25	135	110	1.96
CP 3000 038	38	165	127	2.21
CP 3000 050	50	190	140	2.42
CP 3000 063	63	220	157	2.67
CP 3000 080	80	255	175	2.97

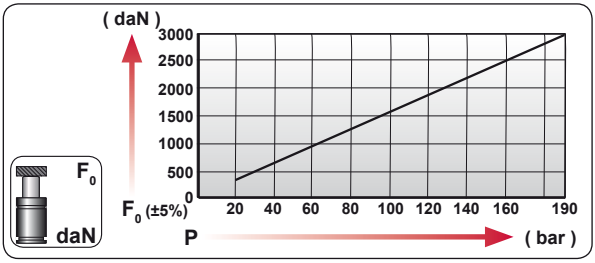

CODE	bar	psi	F_0 daN	F_1 daN
CP 3000 050	180	2610	2860	5100
---------	---	---	---	---

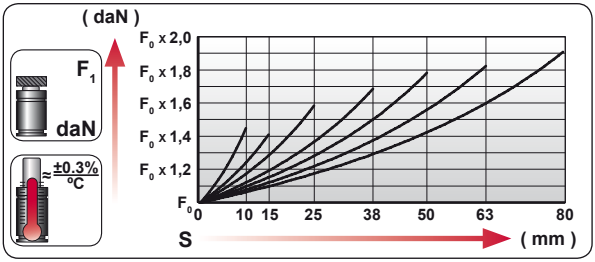

ENG	ORDER
DEU	BESTELLUNG
FRA	COMMANDE
ITA	ORDINE
ESP	PEDIDO
POR	PEDIDO



CP 3000 50

CP 3000 50

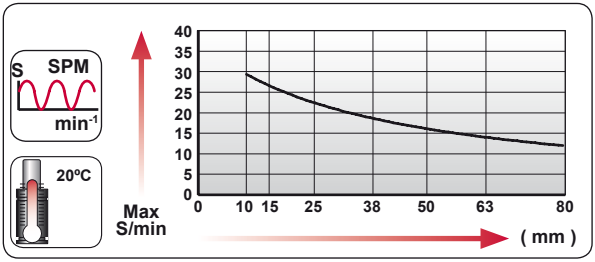



N_2	Smax < 90%	Vmax 0,5 m/s	bar psi 20 290	bar psi 190 2755	ºC ºF 0 32	ºC ºF 80 176	

AZOL GAS

CP 3000 MOUNTS

Heavy Load

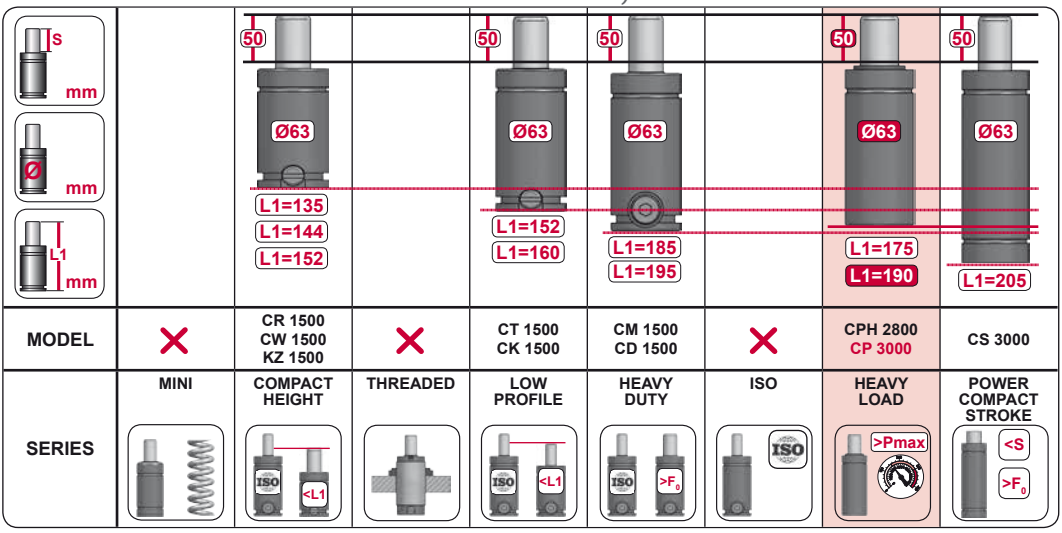

A14-063

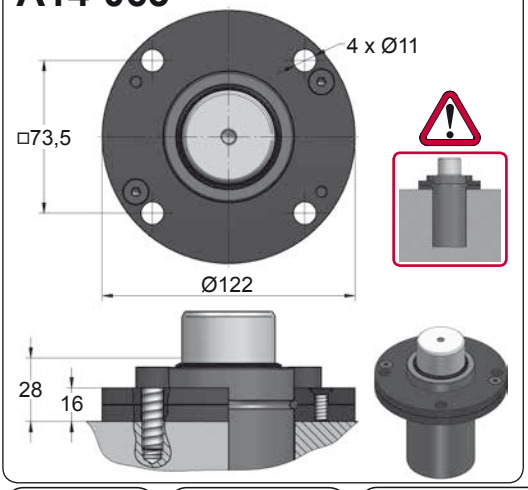

A39-063

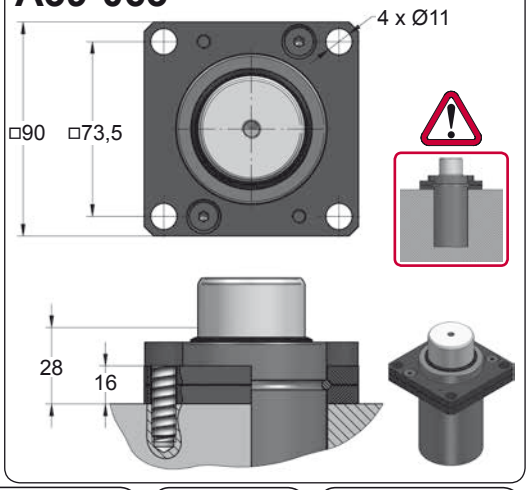



CODE		CP 3000 050		A14-063	08 GA 2
ENG	ORDER	GAS SPRING	REPAIR KIT	FLANGE	CHARGING ADAPTER
DEU	BESTELLUNG	GASDRUCKFEDER	ERSATZTEILSATZ	FLANSCHE	LADEADAPTER
FRA	COMMANDE	RESSORT À GAZ	KIT DE RÉPARATION	BRIDE	RACCORD DE CHARGE
ITA	ORDINE	CILINDRO AD AZOTO	KIT DI MANUTENZIONE	FLANGE	ADATTATORE DI CARICO
ESP	PEDIDO	RESORTE DE GAS	KIT DE REPARACION	BRIDA	ADAPTADOR DE CARGA
POR	PEDIDO	CILINDRO DE GÁS	KIT DE MANUTENÇÃO	FLANGE	ADAPTADOR DE CARGA

CP 3000 V1

Heavy Load

AZOL GAS

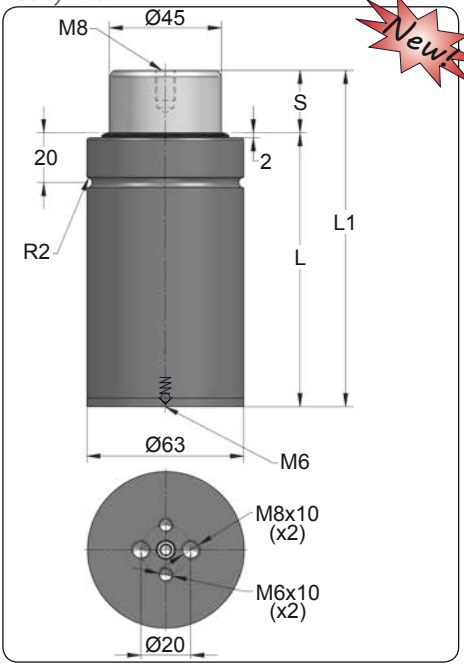

Newt

ORDER	S (mm)	L1 ±0,25 (mm)	L (mm)	Kg.
CP 3000 010 V1	10	95	85	1.62
CP 3000 015 V1	15	115	100	1.79
CP 3000 025 V1	25	135	110	1.96
CP 3000 038 V1	38	165	127	2.21
CP 3000 050 V1	50	190	140	2.42
CP 3000 063 V1	63	220	157	2.67
CP 3000 080 V1	80	255	175	2.97

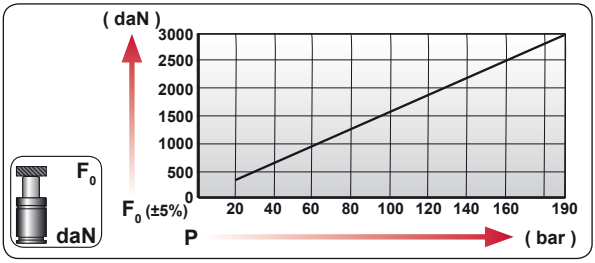

CODE	bar	psi	F_0 daN	F_1 daN
CP 3000 050 V1	180	2610	2860	5100
---------	---	---	---	---

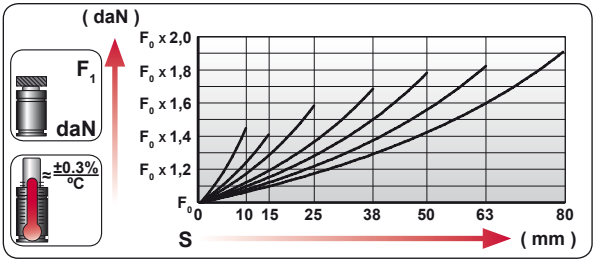

ENG	ORDER
DEU	BESTELLUNG
FRA	COMMANDE
ITA	ORDINE
ESP	PEDIDO
POR	PEDIDO

F_0 daN — S mm

CP 3000 50

CP 3000 050 V1

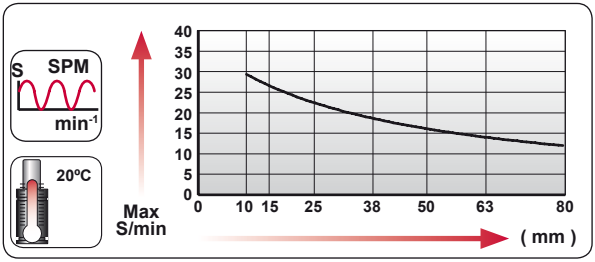



N_2	Smax < 90%	Vmax 0,5 m/s	bar psi 20 290	bar psi 190 2755	ºC ºF 0 32	ºC ºF 80 176

AZOL GAS

CP 3000 V1 *MOUNTS*

Heavy Load

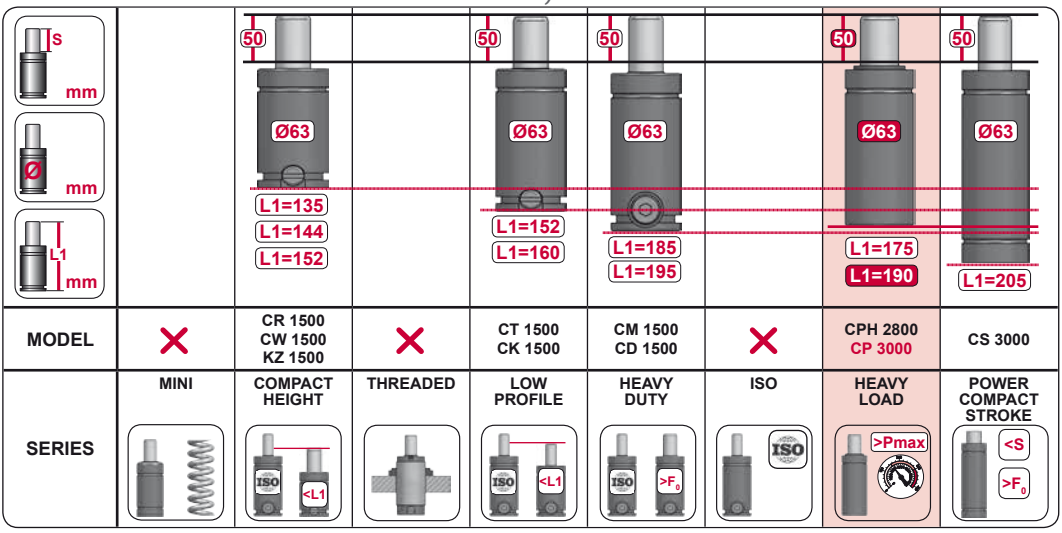

MODEL		CR 1500 CW 1500 KZ 1500		CT 1500 CK 1500	CM 1500 CD 1500		CPH 2800 CP 3000	CS 3000
SERIES	MINI	COMPACT HEIGHT	THREADED	LOW PROFILE	HEAVY DUTY	ISO	HEAVY LOAD	POWER COMPACT STROKE

A14-063

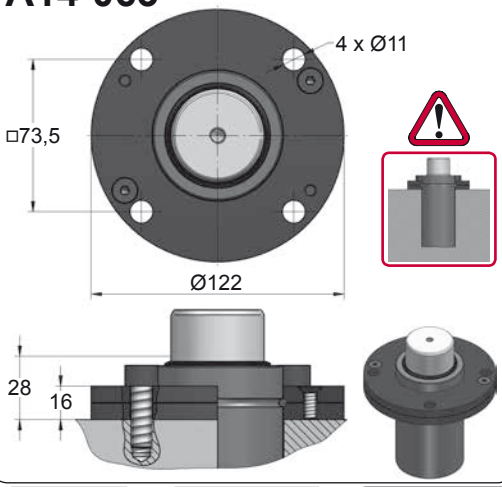

A39-063

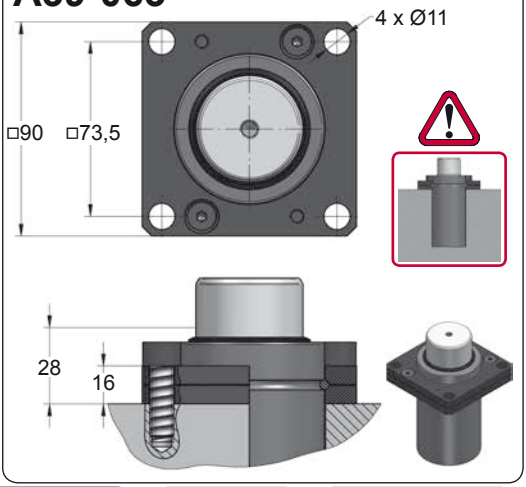



CODE		CP 3000 050 V1		A14-063	06 GA 11
ENG	ORDER	GAS SPRING	REPAIR KIT	FLANGE	CHARGING ADAPTER
DEU	BESTELLUNG	GASDRUCKFEDER	ERSATZTEILSATZ	FLANSCHE	LADEADAPTER
FRA	COMMANDE	RESSORT À GAZ	KIT DE RÉPARATION	BRIDE	RACCORD DE CHARGE
ITA	ORDINE	CILINDRO AD AZOTO	KIT DI MANUTENZIONE	FLANGE	ADATTATORE DI CARICO
ESP	PEDIDO	RESORTE DE GAS	KIT DE REPARACION	BRIDA	ADAPTADOR DE CARGA
POR	PEDIDO	CILINDRO DE GÁS	KIT DE MANUTENÇÃO	FLANGE	ADAPTADOR DE CARGA

CP 5000

Heavy Load

AZOL GAS

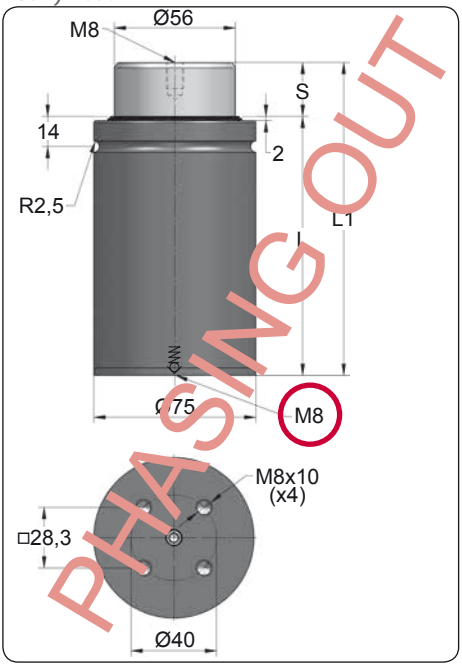

ORDER	S (mm)	L1 ±0,25 (mm)	L (mm)	Kg.
CP 5000 010	10	100	90	2.43
CP 5000 015	15	125	110	2.69
CP 5000 025	25	145	120	2.91
CP 5000 038	38	175	137	3.24
CP 5000 050	50	200	150	3.51
CP 5000 063	63	240	177	3.94
CP 5000 080	80	275	195	4.33

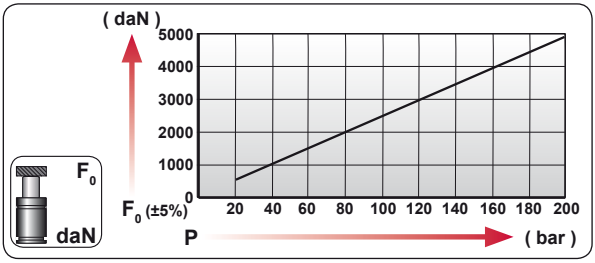

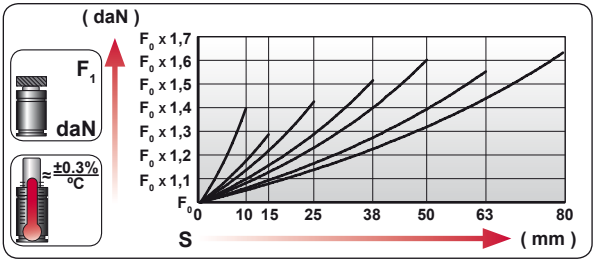

CODE	bar	psi	F_0 daN	F_1 daN
CP 5000 050	200	2900	4925	7890
---------	---	---	---	---

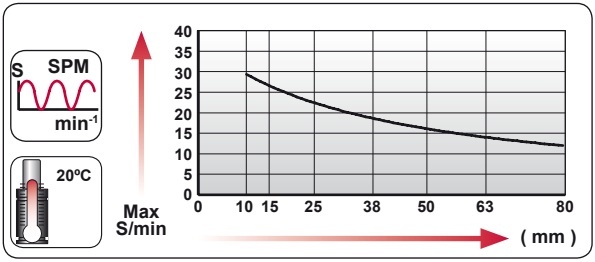

ENG	ORDER
DEU	BESTELLUNG
FRA	COMMANDE
ITA	ORDINE
ESP	PEDIDO
POR	PEDIDO

F_0 daN — S mm

CP 5000 50

CP 5000 050



N_2	Smax < 90%	Vmax 0,5 m/s	bar psi 20 290	bar psi 200 2900	ºC ºF 0 32	ºC ºF 80 176	

AZOL GAS

CP 5000 MOUNTS

Heavy Load

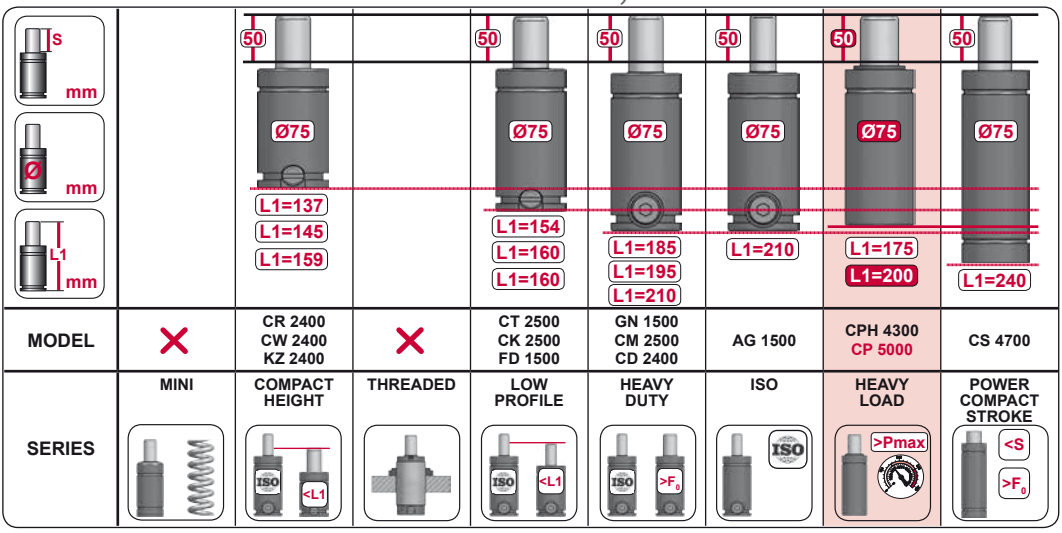

MODEL	✕	CR 2400 CW 2400 KZ 2400	✕	CT 2500 CK 2500 FD 1500	GN 1500 CM 2500 CD 2400	AG 1500	CPH 4300 CP 5000	CS 4700
SERIES	MINI	COMPACT HEIGHT	THREADED	LOW PROFILE	HEAVY DUTY	ISO	HEAVY LOAD	POWER COMPACT STROKE

A14-075

ISO E24.54.815.G EM24.54.700/F

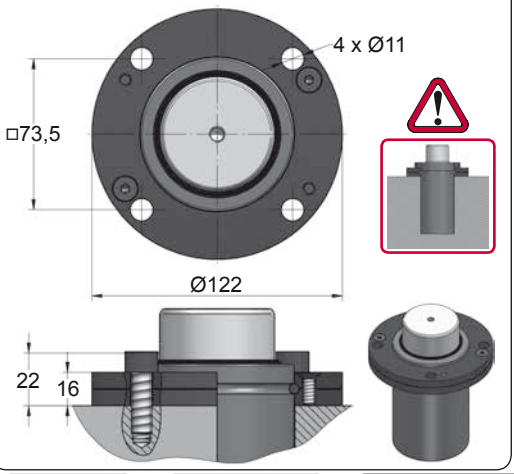

A34-075

ISO VDI

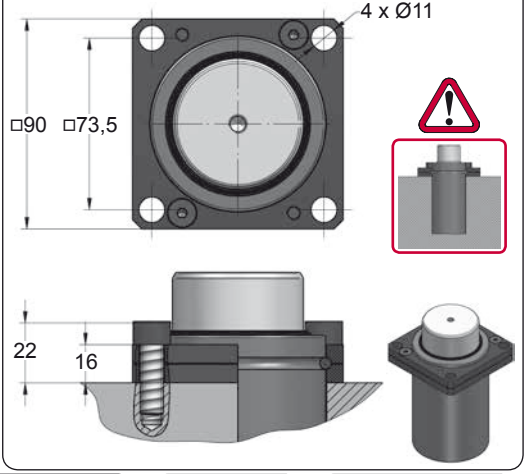



CODE	CP 5000 050	✕	A14-075	08 GA 2
ENG ORDER	GAS SPRING	REPAIR KIT	FLANGE	CHARGING ADAPTER
DEU BESTELLUNG	GASDRUCKFEDER	ERSATZTEILSATZ	FLANSCHE	LADEADAPTER
FRA COMMANDE	RESSORT À GAZ	KIT DE RÉPARATION	BRIDE	RACCORD DE CHARGE
ITA ORDINE	CILINDRO AD AZOTO	KIT DI MANUTENZIONE	FLANGE	ADATTATORE DI CARICO
ESP PEDIDO	RESORTE DE GAS	KIT DE REPARACION	BRIDA	ADAPTADOR DE CARGA
POR PEDIDO	CILINDRO DE GÁS	KIT DE MANUTENÇÃO	FLANGE	ADAPTADOR DE CARGA

CP 5000 V1

Heavy Load

AZOL GAS

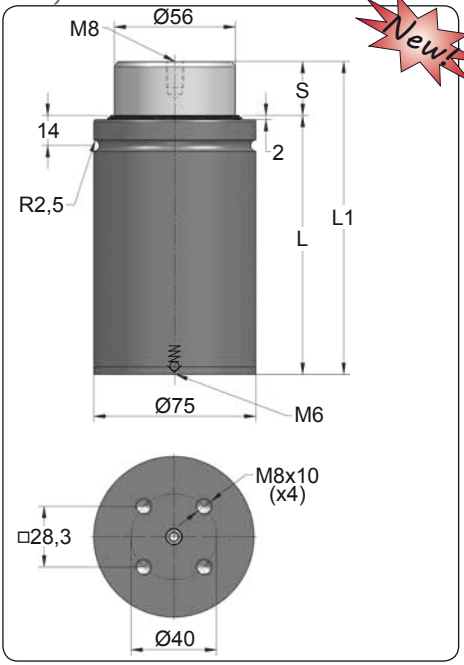

Newt

ORDER	S (mm)	L1 ±0,25 (mm)	L (mm)	Kg.
CP 5000 010 V1	10	100	90	2.43
CP 5000 015 V1	15	125	110	2.69
CP 5000 025 V1	25	145	120	2.91
CP 5000 038 V1	38	175	137	3.24
CP 5000 050 V1	50	200	150	3.51
CP 5000 063 V1	63	240	177	3.94
CP 5000 080 V1	80	275	195	4.33

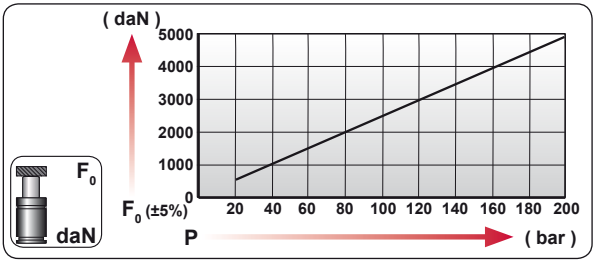

CODE	bar	psi	F_0 daN	F_1 daN
CP 5000 050 V1	200	2900	4925	7890
---------	---	---	---	---

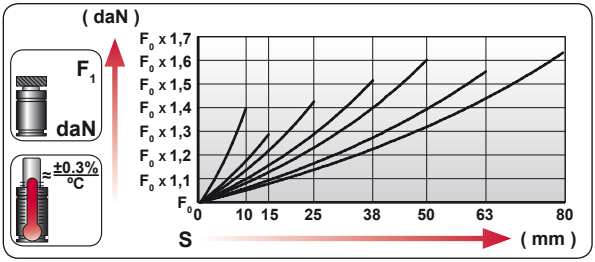

ENG	ORDER
DEU	BESTELLUNG
FRA	COMMANDE
ITA	ORDINE
ESP	PEDIDO
POR	PEDIDO

F_0 daN — S mm

CP 5000 50

CP 5000 050 V1

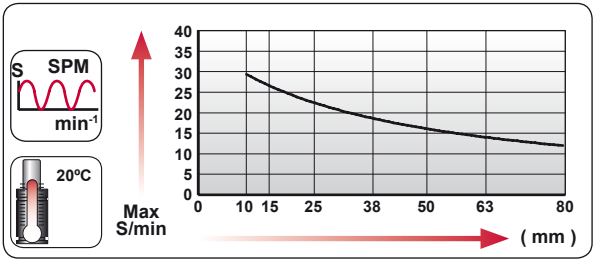



N_2	Smax < 90%	Vmax 0,5 m/s	bar psi 20 290	bar psi 200 2900	ºC ºF 0 32	ºC ºF 80 176

AZOL GAS

CP 5000 V1 *MOUNTS*

Heavy Load

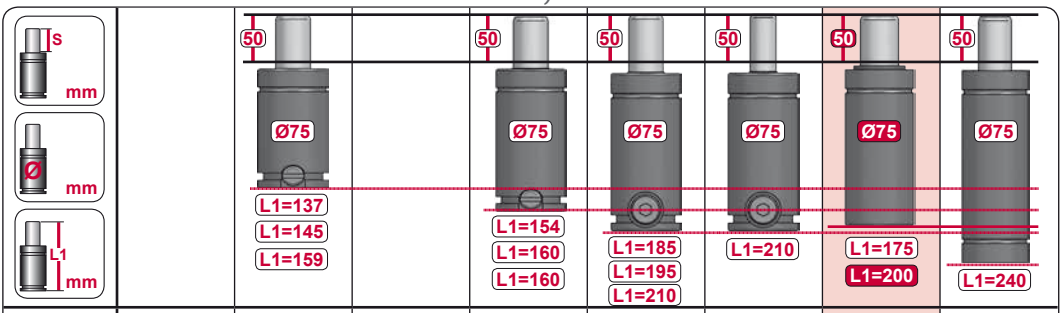

MODEL	✕	CR 2400 CW 2400 KZ 2400	✕	CT 2500 CK 2500 FD 1500	GN 1500 CM 2500 CD 2400	AG 1500	CPH 4300 CP 5000	CS 4700
SERIES	MINI	COMPACT HEIGHT	THREADED	LOW PROFILE	HEAVY DUTY	ISO	HEAVY LOAD	POWER COMPACT STROKE

A14-075

ISO · E24.54.815.G · EM24.54.700/F

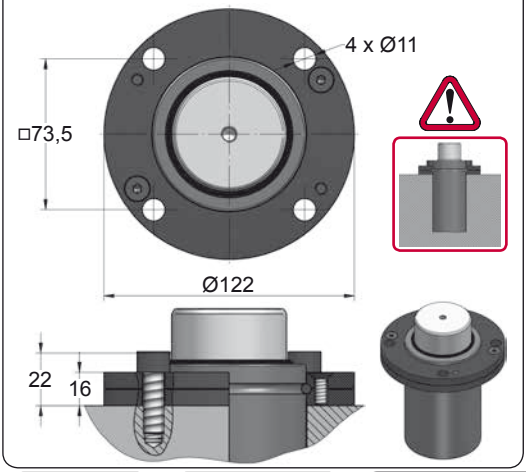

A34-075

ISO · VDI

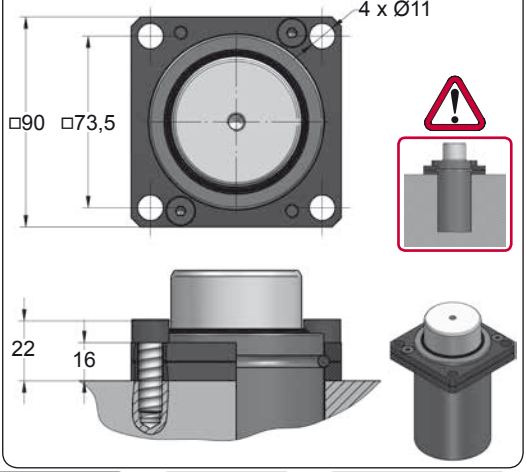







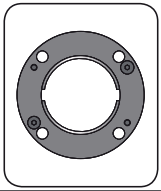

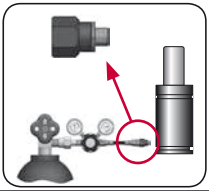

CODE		CP 5000 050 V1	✕	A14-075	06 GA 11
ENG	ORDER	GAS SPRING	REPAIR KIT	FLANGE	CHARGING ADAPTER
DEU	BESTELLUNG	GASDRUCKFEDER	ERSATZTEILSATZ	FLANSCHE	LADEADAPTER
FRA	COMMANDE	RESSORT À GAZ	KIT DE RÉPARATION	BRIDE	RACCORD DE CHARGE
ITA	ORDINE	CILINDRO AD AZOTO	KIT DI MANUTENZIONE	FLANGE	ADATTATORE DI CARICO
ESP	PEDIDO	RESORTE DE GAS	KIT DE REPARACION	BRIDA	ADAPTADOR DE CARGA
POR	PEDIDO	CILINDRO DE GÁS	KIT DE MANUTENÇÃO	FLANGE	ADAPTADOR DE CARGA

CP 8000

Heavy Load

AZOL GAS

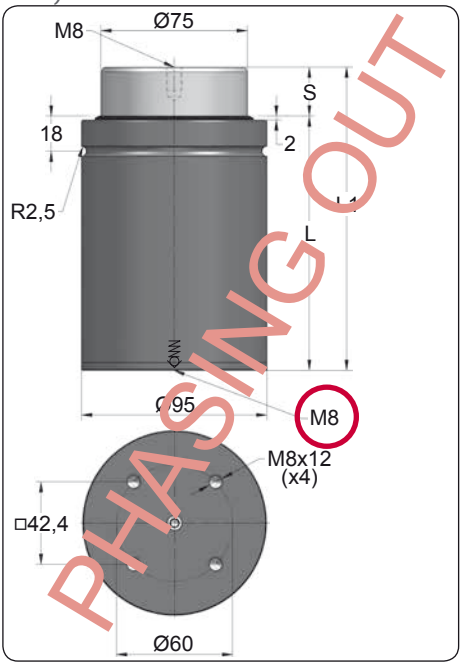

ORDER	S (mm)	L1 ±0,25 (mm)	L (mm)	Kg.
CP 8000 010	10	110	100	4.62
CP 8000 015	15	135	120	5.06
CP 8000 025	25	155	130	5.44
CP 8000 038	38	185	147	6.00
CP 8000 050	50	215	165	6.56
CP 8000 063	63	255	192	7.29
CP 8000 080	80	290	210	7.96

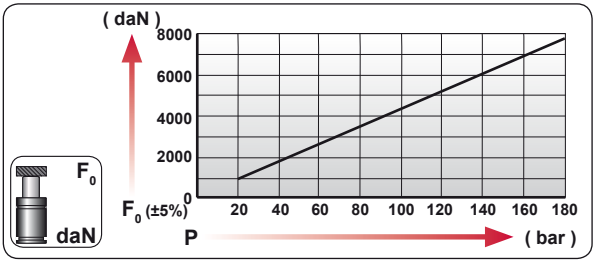

CODE	bar	psi	F0 daN	F1 daN
CP 8000 050	180	2610	7950	13530
---------	---	---	---	---

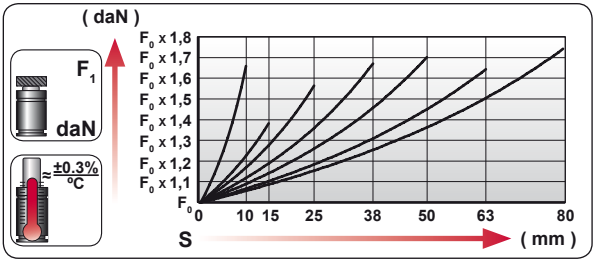

ENG	ORDER
DEU	BESTELLUNG
FRA	COMMANDE
ITA	ORDINE
ESP	PEDIDO
POR	PEDIDO



CP 8000 50

CP 8000 50

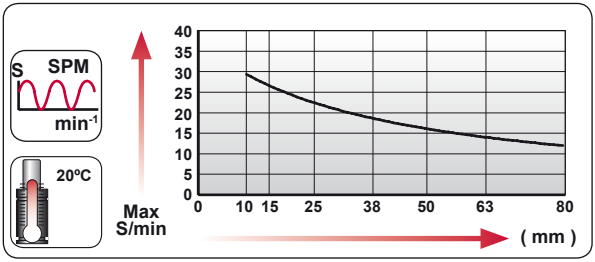



N_2	Smax < 90%	Vmax 0,5 m/s	bar psi 20 290	bar psi 180 2610	ºC ºF 0 32	ºC ºF 80 176

AZOL GAS

CP 8000 MOUNTS

Heavy Load

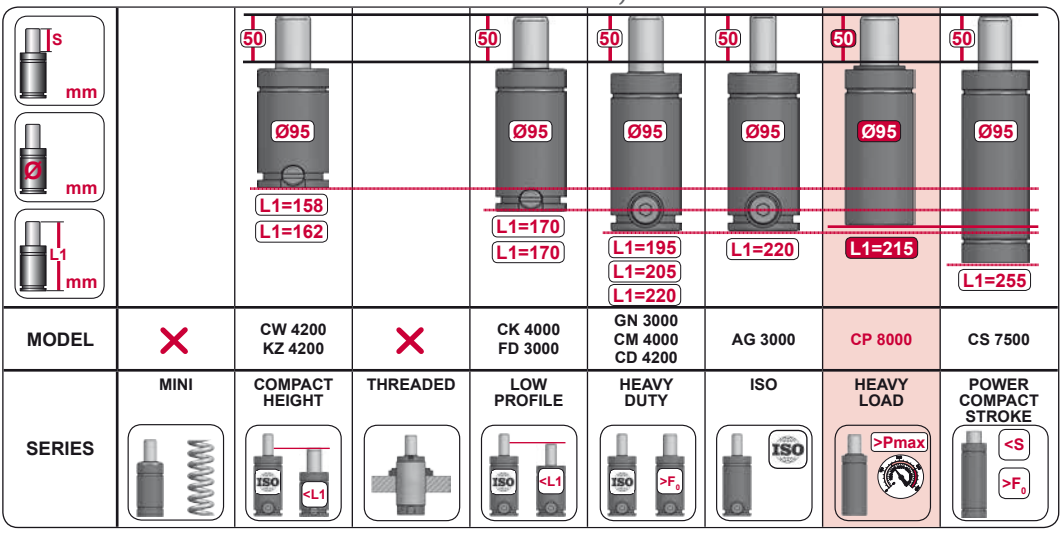

MODEL		CW 4200 KZ 4200		CK 4000 FD 3000	GN 3000 CM 4000 CD 4200	AG 3000	CP 8000	CS 7500
SERIES	MINI	COMPACT HEIGHT	THREADED	LOW PROFILE	HEAVY DUTY	ISO	HEAVY LOAD	POWER COMPACT STROKE

A14-095

ISO E24.54.815.G EM24.54.700/F

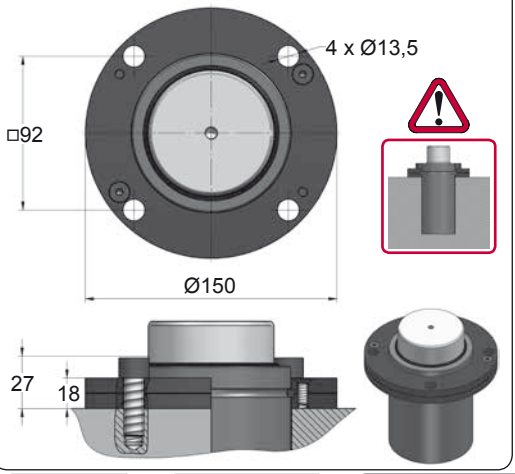

A34-095

ISO VDI

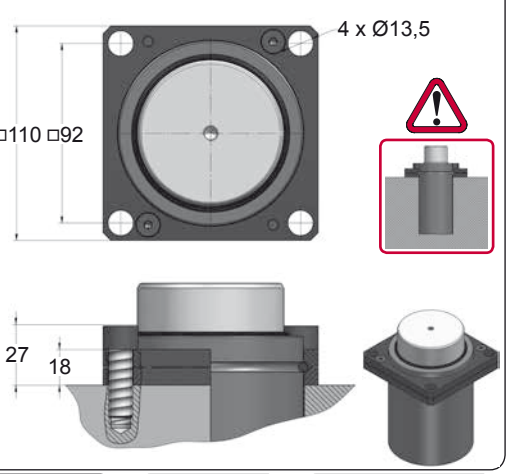







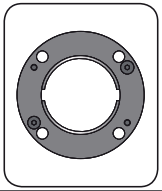

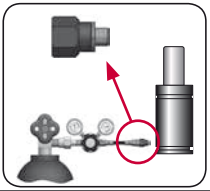

CODE		CP 8000 050		A14-095	08 GA 2
ENG	ORDER	GAS SPRING	REPAIR KIT	FLANGE	CHARGING ADAPTER
DEU	BESTELLUNG	GASDRUCKFEDER	ERSATZTEILSATZ	FLANSCHE	LADEADAPTER
FRA	COMMANDE	RESSORT À GAZ	KIT DE RÉPARATION	BRIDE	RACCORD DE CHARGE
ITA	ORDINE	CILINDRO AD AZOTO	KIT DI MANUTENZIONE	FLANGE	ADATTATORE DI CARICO
ESP	PEDIDO	RESORTE DE GAS	KIT DE REPARACION	BRIDA	ADAPTADOR DE CARGA
POR	PEDIDO	CILINDRO DE GÁS	KIT DE MANUTENÇÃO	FLANGE	ADAPTADOR DE CARGA

CP 8000 V1

Heavy Load

AZOL GAS

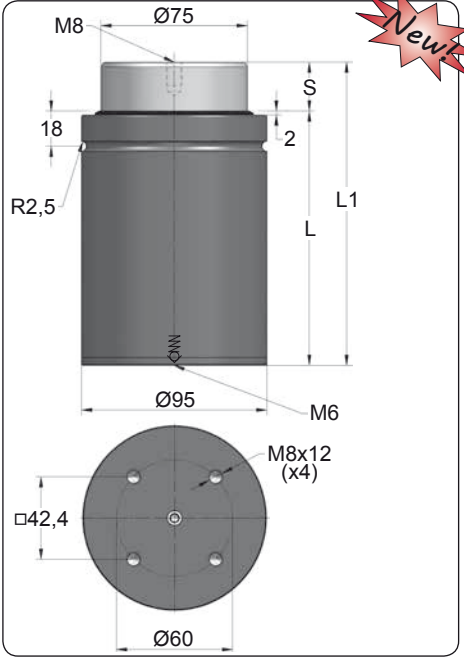

Newt

ORDER	S (mm)	L1 ±0,25 (mm)	L (mm)	Kg.
CP 8000 010 V1	10	110	100	4.62
CP 8000 015 V1	15	135	120	5.06
CP 8000 025 V1	25	155	130	5.44
CP 8000 038 V1	38	185	147	6.00
CP 8000 050 V1	50	215	165	6.56
CP 8000 063 V1	63	255	192	7.29
CP 8000 080 V1	80	290	210	7.96

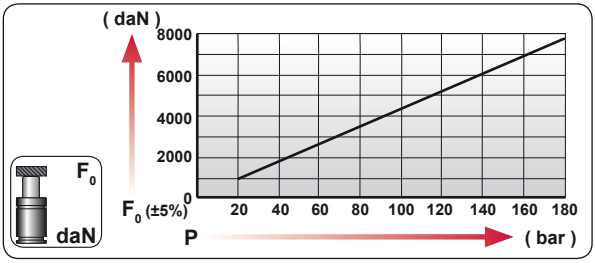

CODE	bar	psi	F_0 daN	F_1 daN
CP 8000 050 V1	180	2610	7950	13530
---------	---	---	---	---

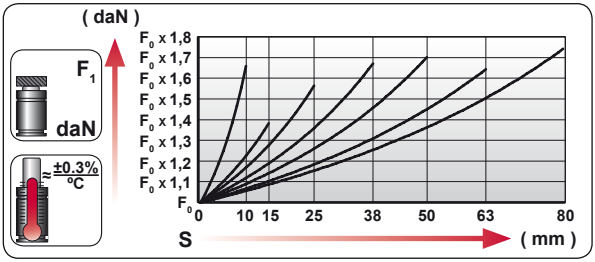

ENG	ORDER
DEU	BESTELLUNG
FRA	COMMANDE
ITA	ORDINE
ESP	PEDIDO
POR	PEDIDO

F_0 daN — S mm

CP 8000 50

CP 8000 050 V1

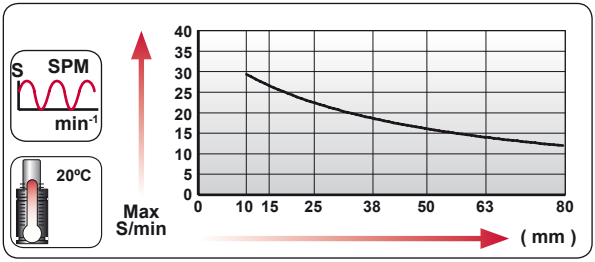

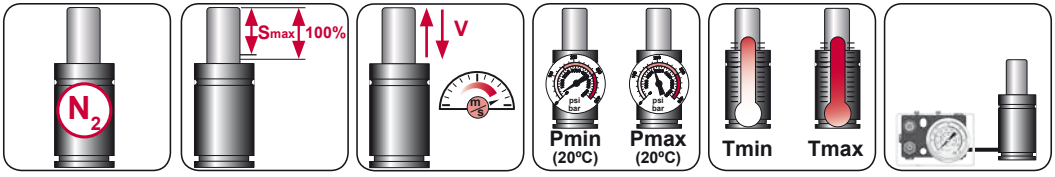

N_2	Smax < 90%	Vmax 0,5 m/s	bar psi 20 290	bar psi 180 2610	ºC ºF 0 32	ºC ºF 80 176

AZOL GAS

CP 8000 V1 MOUNTS

Heavy Load

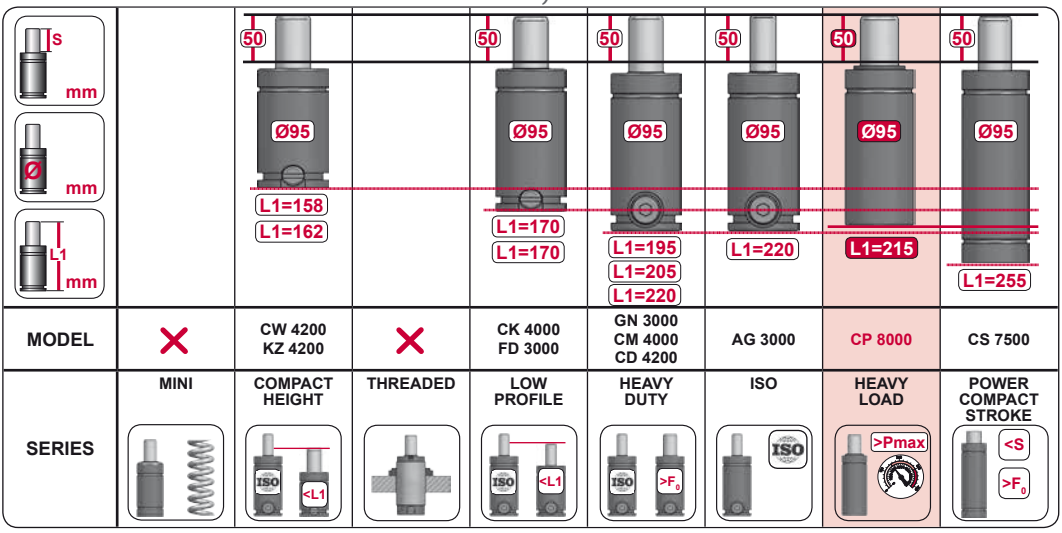

MODEL		CW 4200 KZ 4200		CK 4000 FD 3000	GN 3000 CM 4000 CD 4200	AG 3000	CP 8000	CS 7500
SERIES	MINI	COMPACT HEIGHT	THREADED	LOW PROFILE	HEAVY DUTY	ISO	HEAVY LOAD	POWER COMPACT STROKE

A14-095

ISO · E24.54.815.G · EM24.54.700/F

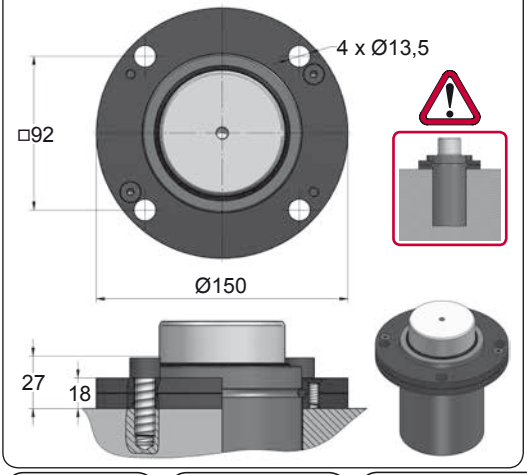

A34-095

ISO · VDI

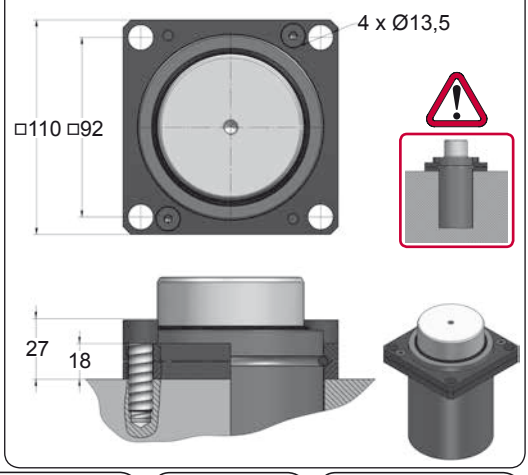







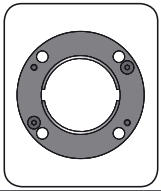

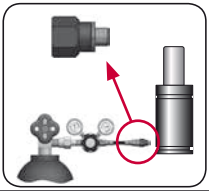

CODE		CP 8000 050 V1		A14-095	06 GA 11
ENG	ORDER	GAS SPRING	REPAIR KIT	FLANGE	CHARGING ADAPTER
DEU	BESTELLUNG	GASDRUCKFEDER	ERSATZTEILSATZ	FLANSCHE	LADEADAPTER
FRA	COMMANDE	RESSORT À GAZ	KIT DE RÉPARATION	BRIDE	RACCORD DE CHARGE
ITA	ORDINE	CILINDRO AD AZOTO	KIT DI MANUTENZIONE	FLANGE	ADATTATORE DI CARICO
ESP	PEDIDO	RESORTE DE GAS	KIT DE REPARACION	BRIDA	ADAPTADOR DE CARGA
POR	PEDIDO	CILINDRO DE GÁS	KIT DE MANUTENÇÃO	FLANGE	ADAPTADOR DE CARGA

AZOL GAS

CPH HEAVY LOAD MEDIUM

MODEL	F_0	Ø	S	L1	Pmax	Charge Port		
CPH 850	850	Ø38	12 - 80	74 - 225	175	M6	X	X
CPH 1250	1250	Ø45	12 - 80	79 - 230	175	M6	X	X
CPH 1700	1700	Ø50	12 - 80	84 - 235	175	M6	X	X
CPH 2800	2800	Ø63	12 - 80	94 - 250	175	M6	X	X
CPH 4300	4300	Ø75	12 - 80	94 - 250	175	M6	X	X

S mm / Ø mm / L1 mm								
		50 Ø50 L1=131 L1=138 L1=152	50 Ø50 L1=138	50 Ø50 L1=138 L1=150 L1=150	50 Ø50 L1=170 L1=185 L1=195	50 Ø50 L1=195	50 Ø50 L1=165 L1=190	50 Ø50 L1=220
F_0 daN		1000 1000 1000	1000	1000 1000 750	750 1000 1000	750	1700 2000	1800
MODEL	X	CR 1000 CW 1000 KZ 1000	AS 1000	CT 1000 CK 1000 FD 750	GN 750 CM 1000 CD 1000	AG 750	CPH 1700 CP 2000	CS 1800
SERIES	MINI	COMPACT HEIGHT	THREADED	LOW PROFILE	HEAVY DUTY	ISO	HEAVY LOAD	POWER COMPACT STROKE

CPH 850

Heavy Load

AZOL GAS

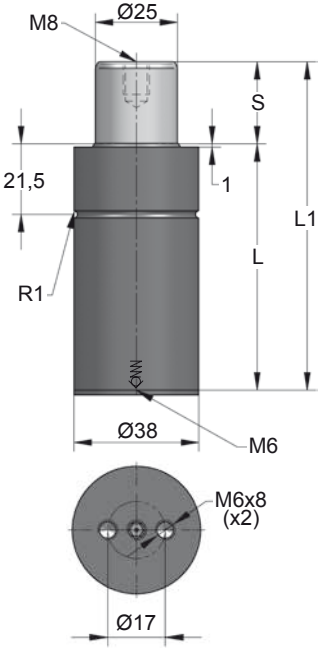

ORDER	S (mm)	L1 ±0,25 (mm)	L (mm)	Kg.
CPH 850 012	12	74	62	0.41
CPH 850 025	25	100	75	0.48
CPH 850 038	38	130	92	0.56
CPH 850 050	50	155	105	0.63
CPH 850 063	63	185	122	0.70
CPH 850 080	80	225	145	0.81

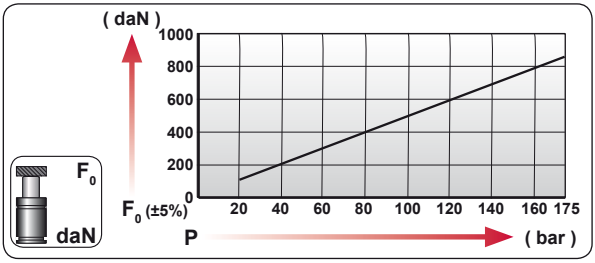

CODE		bar	psi	F0 daN	F1 daN
CPH 850 050		165	2395	810	1420
---------		---	---	---	---

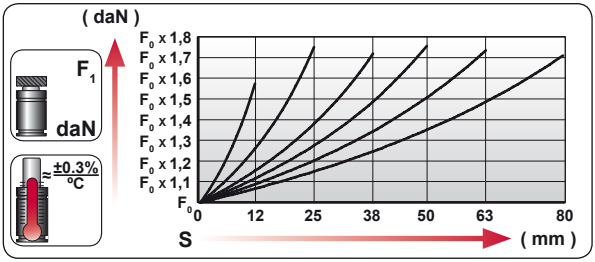

ENG	ORDER
DEU	BESTELLUNG
FRA	COMMANDE
ITA	ORDINE
ESP	PEDIDO
POR	PEDIDO

F0 daN S mm

CPH 850 50

CPH 850 050

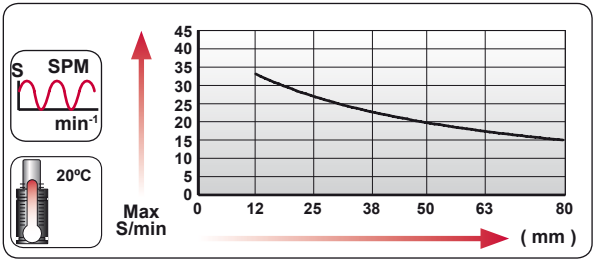



N_2	Smax < 90%	Vmax 0,5 m/s	bar psi 20 290	bar psi 175 2540	ºC ºF 0 32	ºC ºF 80 176	

AZOL GAS

CPH 850 MOUNTS

Heavy Load

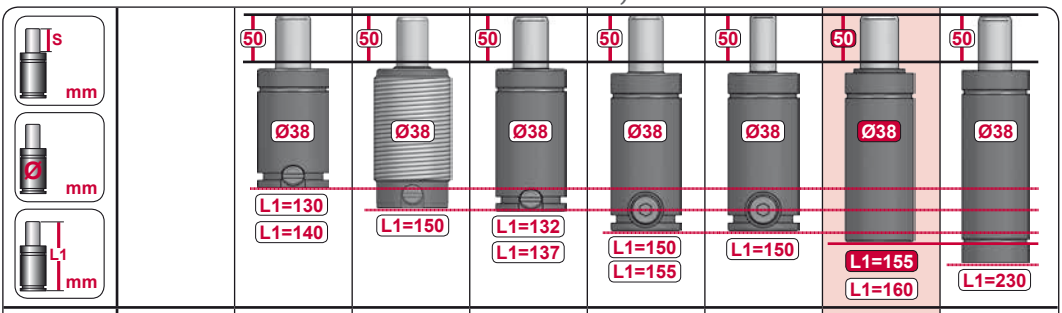

MODEL		CW 500 KZ 500	AS 300	CT 550 CK 570	CM 500 CD 500	APFA 250	CPH 850 CP 1000	CS 1000
SERIES	MINI	COMPACT HEIGHT	THREADED	LOW PROFILE	HEAVY DUTY	ISO	HEAVY LOAD	POWER COMPACT STROKE

A14-038

E24.54.815.G
EM24.54.700/F

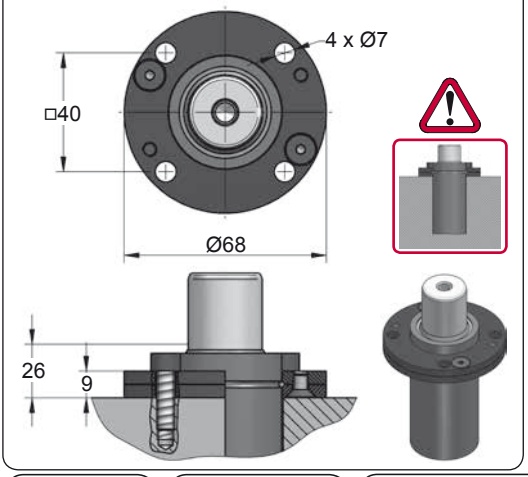

A34-038

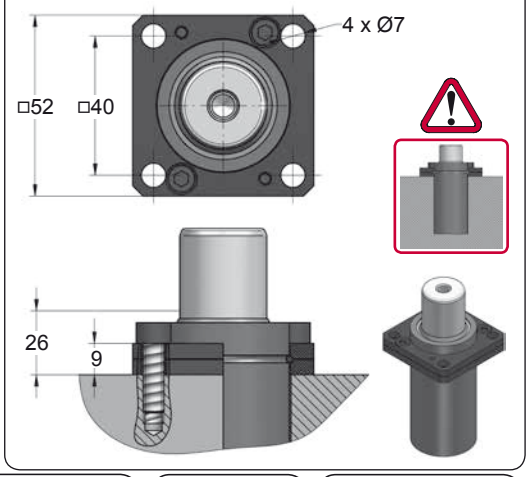



CODE		CPH 850 050		A14-038	06 GA 11
ENG	ORDER	GAS SPRING	REPAIR KIT	FLANGE	CHARGING ADAPTER
DEU	BESTELLUNG	GASDRUCKFEDER	ERSATZTEILSATZ	FLANSCHE	LADEADAPTER
FRA	COMMANDE	RESSORT À GAZ	KIT DE RÉPARATION	BRIDE	RACCORD DE CHARGE
ITA	ORDINE	CILINDRO AD AZOTO	KIT DI MANUTENZIONE	FLANGE	ADATTATORE DI CARICO
ESP	PEDIDO	RESORTE DE GAS	KIT DE REPARACION	BRIDA	ADAPTADOR DE CARGA
POR	PEDIDO	CILINDRO DE GÁS	KIT DE MANUTENÇÃO	FLANGE	ADAPTADOR DE CARGA

CPH 1250

Heavy Load

AZOL GAS

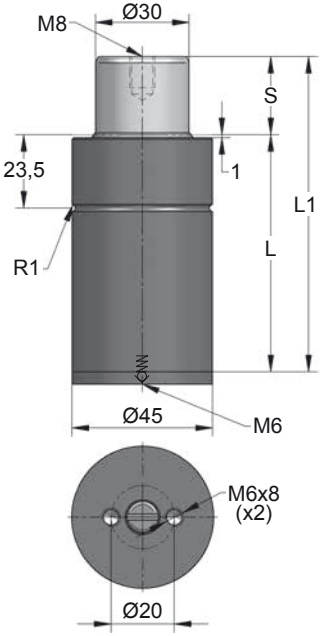

ORDER	S (mm)	L1 ±0,25 (mm)	L (mm)	Kg.
CPH 1250 012	12	79	67	0.65
CPH 1250 025	25	105	80	0.75
CPH 1250 038	38	135	97	0.86
CPH 1250 050	50	160	110	0.95
CPH 1250 063	63	190	127	1.07
CPH 1250 080	80	230	150	1.22

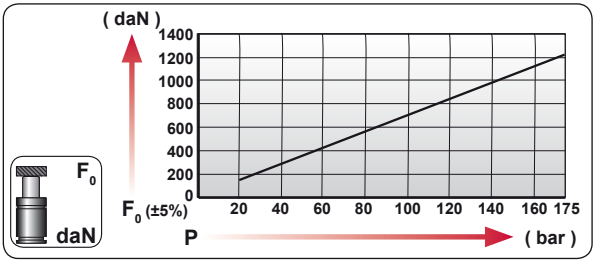

CODE	bar	psi	F0 daN	F1 daN
CPH 1250 050	170	2465	1200	2150
---------	---	---	---	---

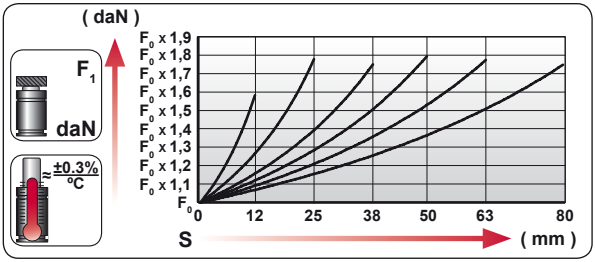

ENG	ORDER
DEU	BESTELLUNG
FRA	COMMANDE
ITA	ORDINE
ESP	PEDIDO
POR	PEDIDO



CPH 1250 50

CPH 1250 050

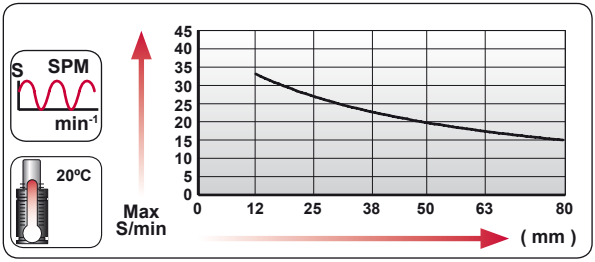



N_2	Smax < 90%	Vmax 0,5 m/s	bar psi 20 290	bar psi 175 2540	ºC ºF 0 32	ºC ºF 80 176

AZOL GAS

CPH 1250 MOUNTS

Heavy Load

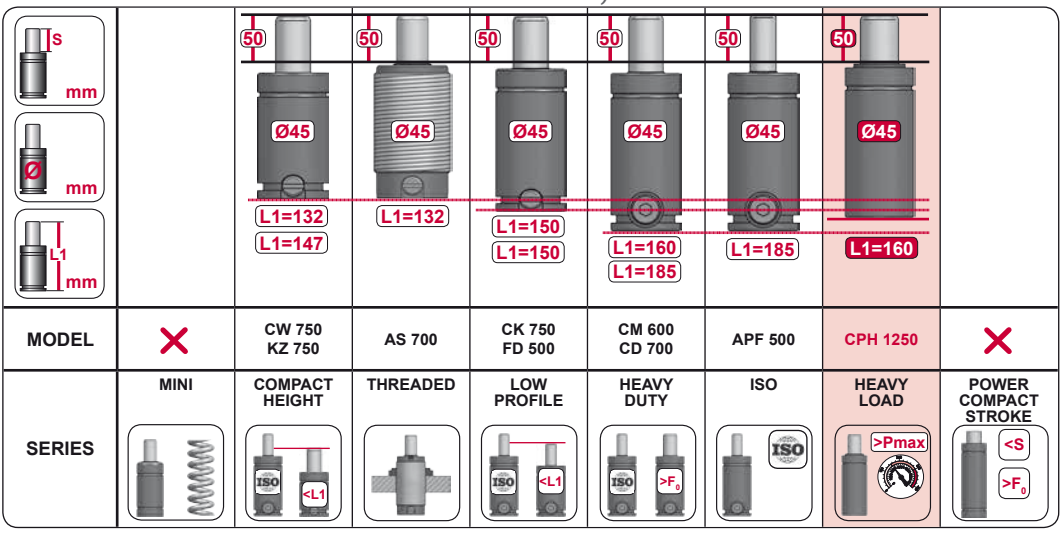

MODEL	✕	CW 750 KZ 750	AS 700	CK 750 FD 500	CM 600 CD 700	APF 500	CPH 1250	✕
SERIES	MINI	COMPACT HEIGHT	THREADED	LOW PROFILE	HEAVY DUTY	ISO	HEAVY LOAD	POWER COMPACT STROKE

A14-045

ISO · E24.54.815.G · EM24.54.700/F

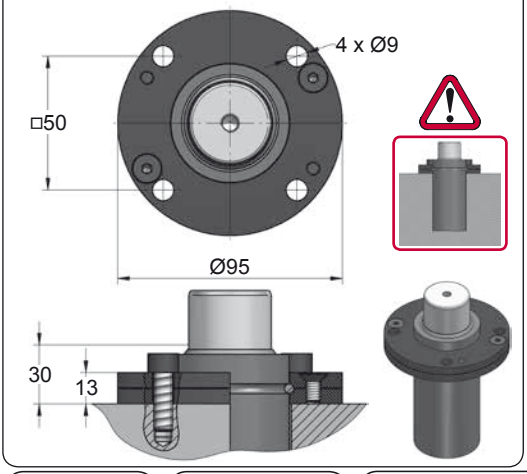

A34-045

ISO · VDI

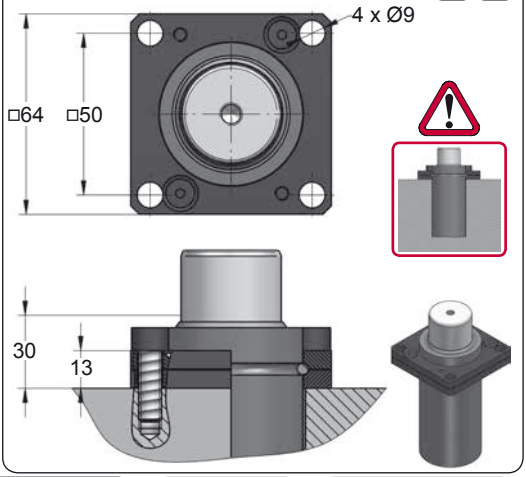







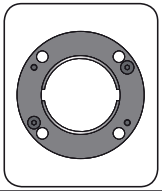

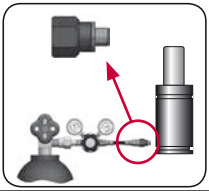

CODE		CPH 1250 050	✕	A14-045	06 GA 11
ENG	ORDER	GAS SPRING	REPAIR KIT	FLANGE	CHARGING ADAPTER
DEU	BESTELLUNG	GASDRUCKFEDER	ERSATZTEILSATZ	FLANSCHE	LADEADAPTER
FRA	COMMANDE	RESSORT À GAZ	KIT DE RÉPARATION	BRIDE	RACCORD DE CHARGE
ITA	ORDINE	CILINDRO AD AZOTO	KIT DI MANUTENZIONE	FLANGE	ADATTATORE DI CARICO
ESP	PEDIDO	RESORTE DE GAS	KIT DE REPARACION	BRIDA	ADAPTADOR DE CARGA
POR	PEDIDO	CILINDRO DE GÁS	KIT DE MANUTENÇÃO	FLANGE	ADAPTADOR DE CARGA

CPH 1700

Heavy Load

AZOL GAS

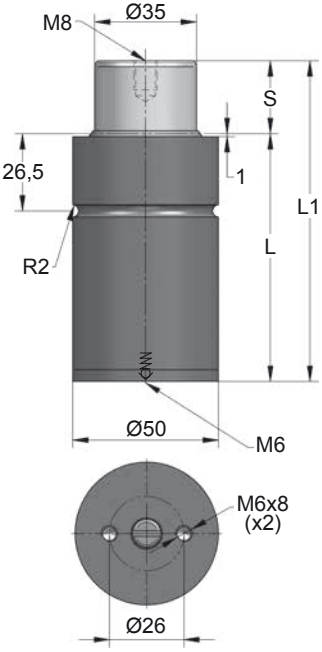

ORDER	S (mm)	L1 ±0,25 (mm)	L (mm)	Kg.
CPH 1700 012	12	84	72	0.91
CPH 1700 025	25	110	85	1.05
CPH 1700 038	38	140	102	1.21
CPH 1700 050	50	165	115	1.34
CPH 1700 063	63	195	132	1.50
CPH 1700 080	80	235	155	1.71

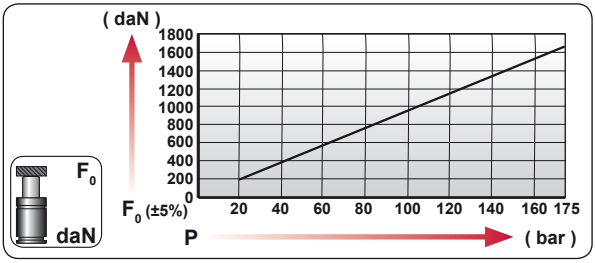

CODE	bar	psi	F_0 daN	F_1 daN
CPH 1700 050	170	2465	1635	3430
---------	---	---	---	---

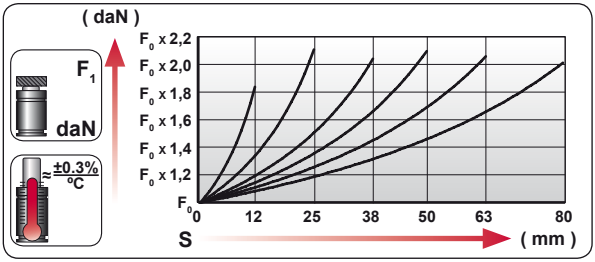

ENG	ORDER
DEU	BESTELLUNG
FRA	COMMANDE
ITA	ORDINE
ESP	PEDIDO
POR	PEDIDO



CPH 1700 50

CPH 1700 050

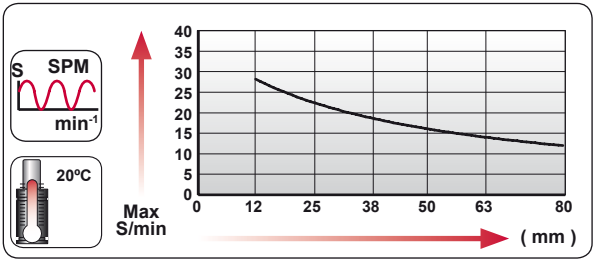



N_2	Smax < 90%	Vmax 0,5 m/s	bar psi 20 290	bar psi 175 2540	ºC ºF 0 32	ºC ºF 80 176

AZOL GAS

CPH 1700 MOUNTS

Heavy Load

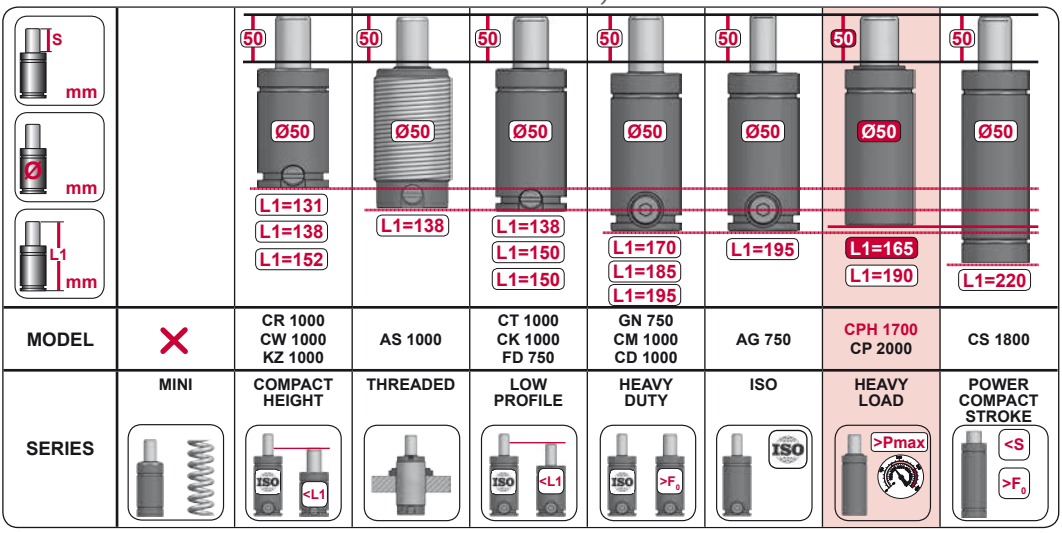

MODEL		CR 1000 CW 1000 KZ 1000	AS 1000	CT 1000 CK 1000 FD 750	GN 750 CM 1000 CD 1000	AG 750	CPH 1700 CP 2000	CS 1800
SERIES	MINI	COMPACT HEIGHT	THREADED	LOW PROFILE	HEAVY DUTY	ISO	HEAVY LOAD	POWER COMPACT STROKE

A14-050

ISO E24.54.815.G EM24.54.700/F

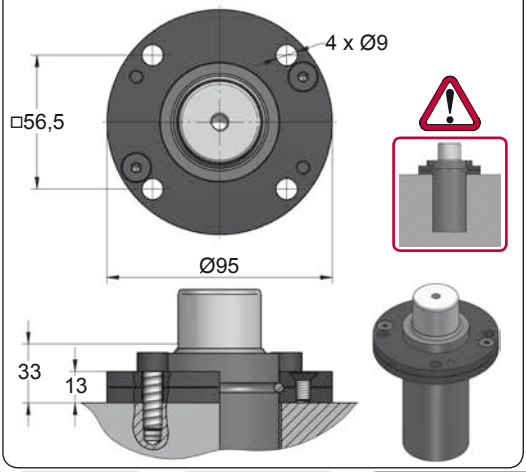

A34-050

ISO VDI

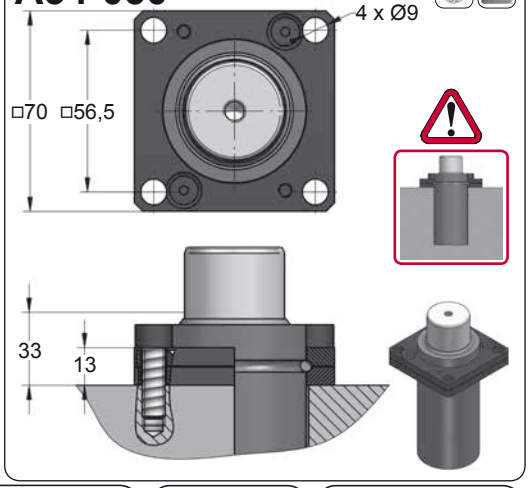







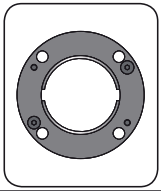

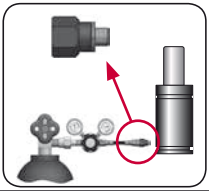

CODE		CPH 1700 050		A14-050	06 GA 11
ENG	ORDER	GAS SPRING	REPAIR KIT	FLANGE	CHARGING ADAPTER
DEU	BESTELLUNG	GASDRUCKFEDER	ERSATZTEILSATZ	FLANSCHE	LADEADAPTER
FRA	COMMANDE	RESSORT À GAZ	KIT DE RÉPARATION	BRIDE	RACCORD DE CHARGE
ITA	ORDINE	CILINDRO AD AZOTO	KIT DI MANUTENZIONE	FLANGE	ADATTATORE DI CARICO
ESP	PEDIDO	RESORTE DE GAS	KIT DE REPARACION	BRIDA	ADAPTADOR DE CARGA
POR	PEDIDO	CILINDRO DE GÁS	KIT DE MANUTENÇÃO	FLANGE	ADAPTADOR DE CARGA

CPH 2800

Heavy Load

AZOL GAS

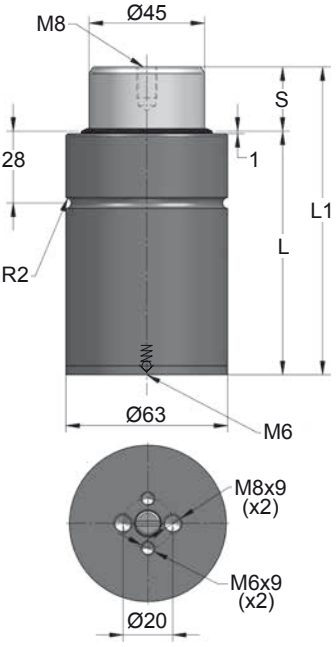

ORDER	S (mm)	L1 ±0,25 (mm)	L (mm)	Kg.
CPH 2800 012	12	94	82	1.58
CPH 2800 025	25	120	95	1.80
CPH 2800 038	38	150	112	2.05
CPH 2800 050	50	175	125	2.26
CPH 2800 063	63	210	147	2.56
CPH 2800 080	80	250	170	2.90

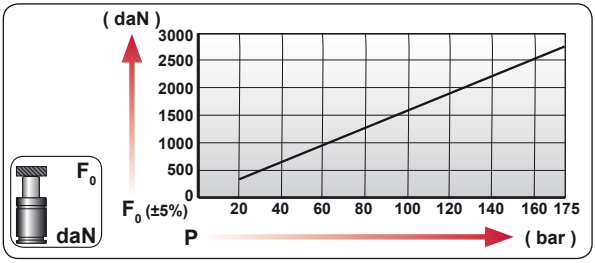

CODE	bar	psi	F_0 daN	F_1 daN
CPH 2800 050	170	2465	2700	5260
---------	---	---	---	---

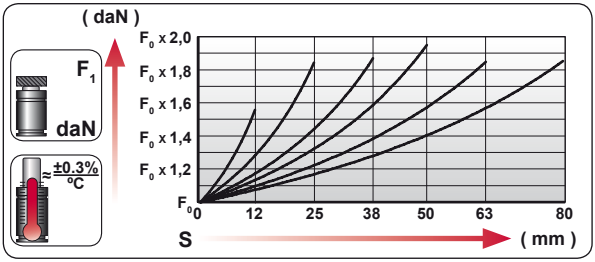

ENG	ORDER
DEU	BESTELLUNG
FRA	COMMANDE
ITA	ORDINE
ESP	PEDIDO
POR	PEDIDO

F_0 daN — S mm

CPH 2800 50

CPH 2800 050

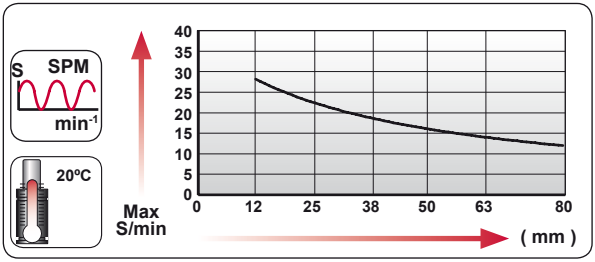



N_2	Smax < 90%	Vmax 0,5 m/s	bar psi 20 290	bar psi 175 2540	ºC ºF 0 32	ºC ºF 80 176	

AZOL GAS

CPH 2800 MOUNTS

Heavy Load

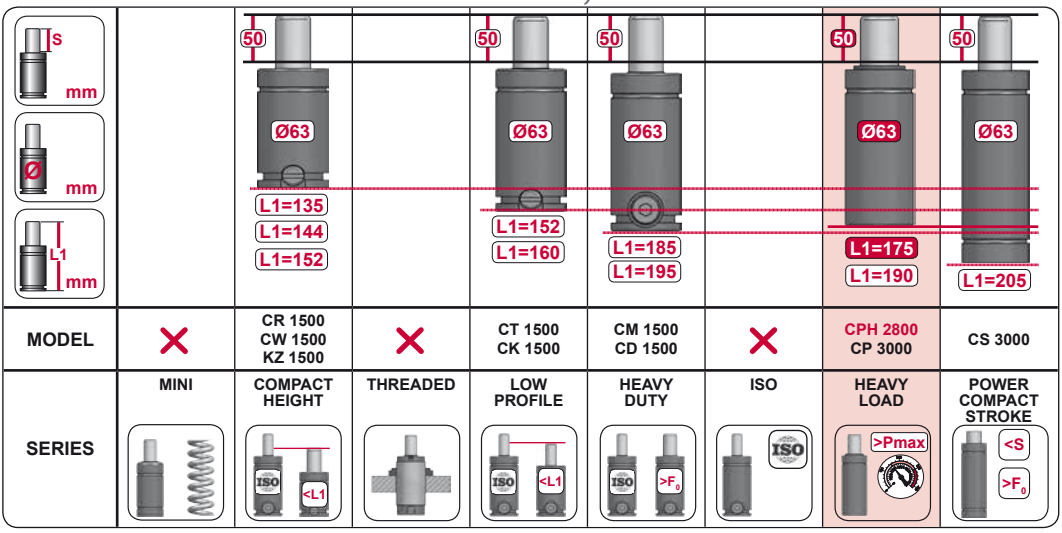

MODEL		CR 1500 CW 1500 KZ 1500		CT 1500 CK 1500	CM 1500 CD 1500		CPH 2800 CP 3000	CS 3000
SERIES	MINI	COMPACT HEIGHT	THREADED	LOW PROFILE	HEAVY DUTY	ISO	HEAVY LOAD	POWER COMPACT STROKE

A14-063

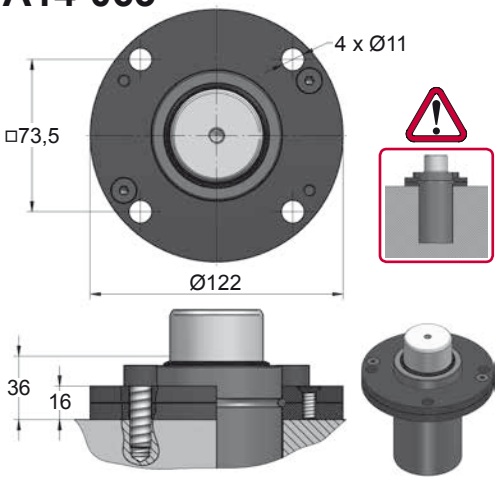

A39-063

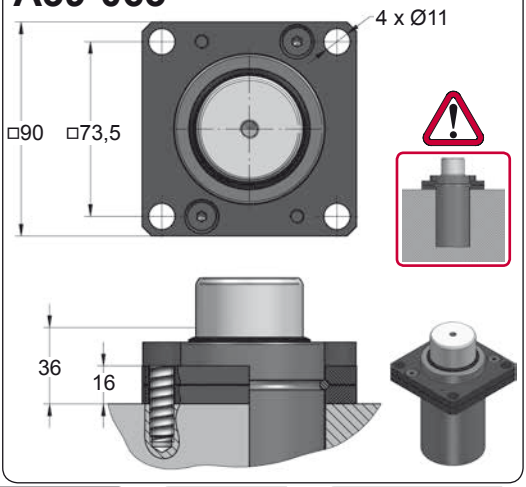



CODE		CPH 2800 050		A14-063	06 GA 11
ENG	ORDER	GAS SPRING	REPAIR KIT	FLANGE	CHARGING ADAPTER
DEU	BESTELLUNG	GASDRUCKFEDER	ERSATZTEILSATZ	FLANSCHE	LADEADAPTER
FRA	COMMANDE	RESSORT À GAZ	KIT DE RÉPARATION	BRIDE	RACCORD DE CHARGE
ITA	ORDINE	CILINDRO AD AZOTO	KIT DI MANUTENZIONE	FLANGE	ADATTATORE DI CARICO
ESP	PEDIDO	RESORTE DE GAS	KIT DE REPARACION	BRIDA	ADAPTADOR DE CARGA
POR	PEDIDO	CILINDRO DE GÁS	KIT DE MANUTENÇÃO	FLANGE	ADAPTADOR DE CARGA

CPH 4300

Heavy Load

AZOL GAS

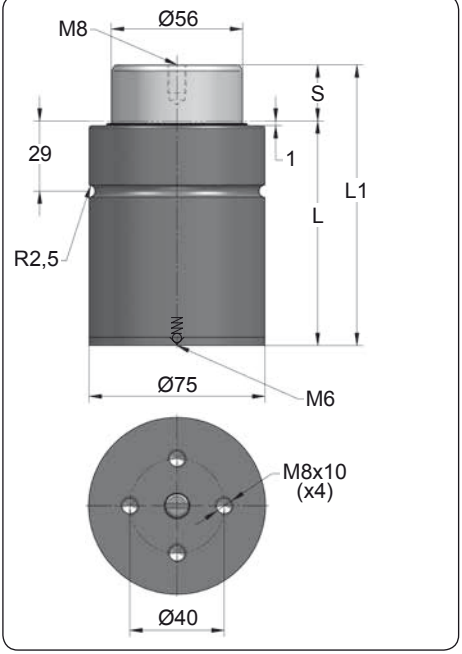

ORDER	S (mm)	L1 ±0,25 (mm)	L (mm)	Kg.
CPH 4300 012	12	94	82	2.24
CPH 4300 025	25	120	95	2.52
CPH 4300 038	38	150	112	2.85
CPH 4300 050	50	175	125	3.13
CPH 4300 063	63	210	147	3.50
CPH 4300 080	80	250	170	3.94

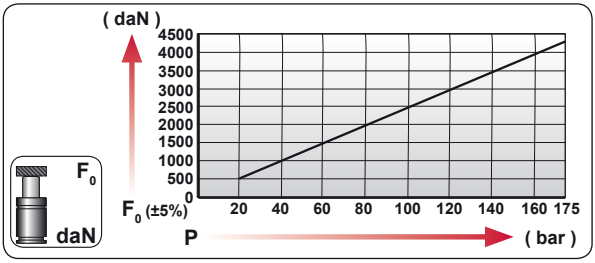

CODE	bar	psi	F_0 daN	F_1 daN
CPH 4300 050	170	2465	4190	8100
---------	---	---	---	---

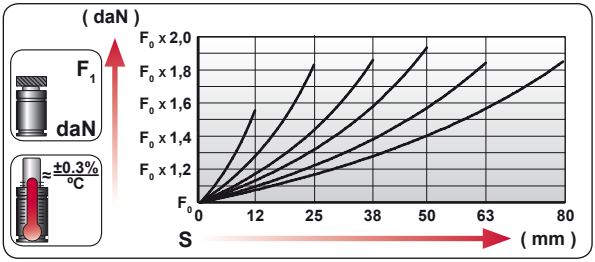

ENG	ORDER
DEU	BESTELLUNG
FRA	COMMANDE
ITA	ORDINE
ESP	PEDIDO
POR	PEDIDO

F_0 daN — S mm

CPH 4300 50

CPH 4300 050

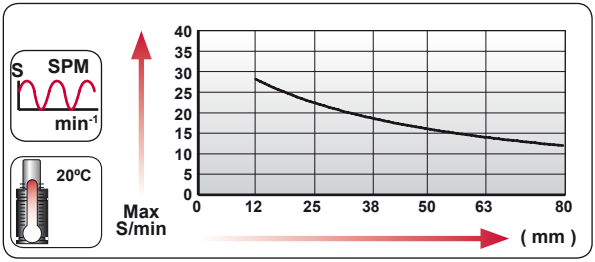



N_2	Smax < 90%	Vmax 0,5 m/s	bar psi 20 290	bar psi 175 2540	ºC ºF 0 32	ºC ºF 80 176	

AZOL GAS

CPH 4300 MOUNTS

Heavy Load

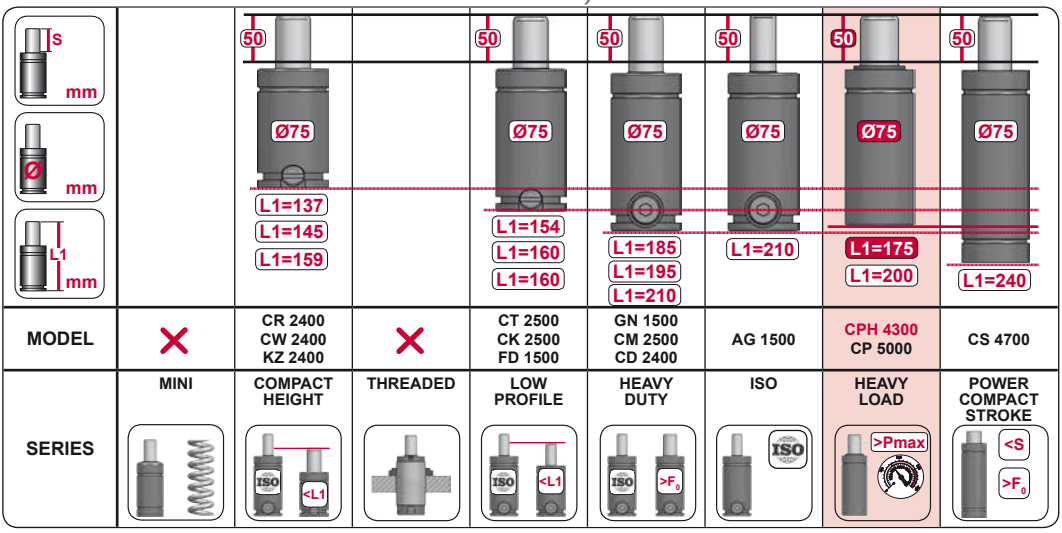

MODEL		CR 2400 CW 2400 KZ 2400		CT 2500 CK 2500 FD 1500	GN 1500 CM 2500 CD 2400	AG 1500	CPH 4300 CP 5000	CS 4700
SERIES	MINI	COMPACT HEIGHT	THREADED	LOW PROFILE	HEAVY DUTY	ISO	HEAVY LOAD	POWER COMPACT STROKE

A14-075

E24.54.815.G
EM24.54.700/F

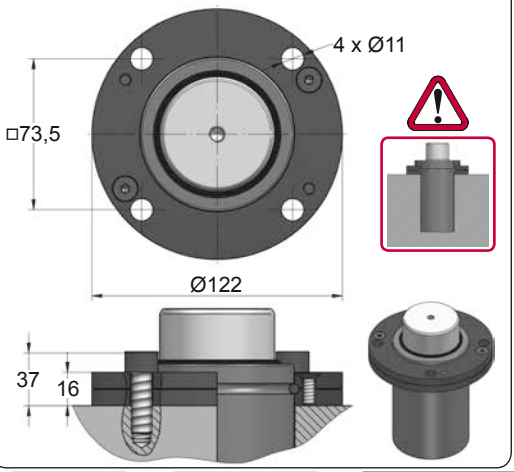

A34-075

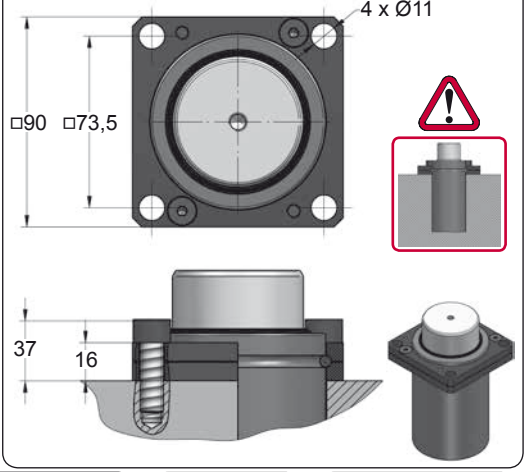



CODE		CPH 4300 050		A14-075	06 GA 11
ENG	ORDER	GAS SPRING	REPAIR KIT	FLANGE	CHARGING ADAPTER
DEU	BESTELLUNG	GASDRUCKFEDER	ERSATZTEILSATZ	FLANSCHE	LADEADAPTER
FRA	COMMANDE	RESSORT À GAZ	KIT DE RÉPARATION	BRIDE	RACCORD DE CHARGE
ITA	ORDINE	CILINDRO AD AZOTO	KIT DI MANUTENZIONE	FLANGE	ADATTATORE DI CARICO
ESP	PEDIDO	RESORTE DE GAS	KIT DE REPARACION	BRIDA	ADAPTADOR DE CARGA
POR	PEDIDO	CILINDRO DE GÁS	KIT DE MANUTENÇÃO	FLANGE	ADAPTADOR DE CARGA

AZOL GAS

CS POWER COMPACT STROKE

MODEL	F_0	Ø	S	L1	Pmax	Charge Port		
CS 420 V1	420	Ø25	6 - 50	56 - 195	165	M6	✗	✓
CSE 420 V1	420	Ø25	6 - 50	56 - 195	165	M6	✓	✗
CS 770 V2	770	Ø32	6 - 50	63 - 195	150	M6	✗	✓
CSE 770 V2	770	Ø32	6 - 50	63 - 195	150	M6	✓	✗
CS 1000 V1	1000	Ø38	6 - 50	61 - 230	150	M6	✗	✓
CSE 1000 V1	1000	Ø38	6 - 50	61 - 230	150	G1/8"	✓	✗
CS 1800 V1	1800	Ø50	6 - 65	66 - 271	150	G1/8"	✗	✓
CSE 1800 V1	1800	Ø50	6 - 50	66 - 220	150	G1/8"	✓	✗
CS 3000 V2	3000	Ø63	10 - 65	85 - 256	150	G1/8"	✗	✓
CSE 3000 V2	3000	Ø63	10 - 50	85 - 205	150	G1/8"	✓	✗
CS 4700 V1	4700	Ø75	10 - 65	80 - 273	150	G1/8"	✗	✓
CSE 4700 V1	4700	Ø75	10 - 50	80 - 240	150	G1/8"	✓	✗
CS 7500 V1	7500	Ø95	10 - 65	90 - 279	150	G1/8"	✗	✓
CSE 7500 V1	7500	Ø95	10 - 50	90 - 255	150	G1/8"	✓	✗
CS 11800 V1	11800	Ø120	10 - 65	100 - 320	150	G1/8"	✗	✓
CSE 11800 V1	11800	Ø120	10 - 50	100 - 260	150	G1/8"	✓	✗
CS 18300 V1	18300	Ø150	10 - 65	110 - 323	150	G1/8"	✗	✓
CSE 18300 V1	18300	Ø150	10 - 50	110 - 270	150	G1/8"	✓	✗

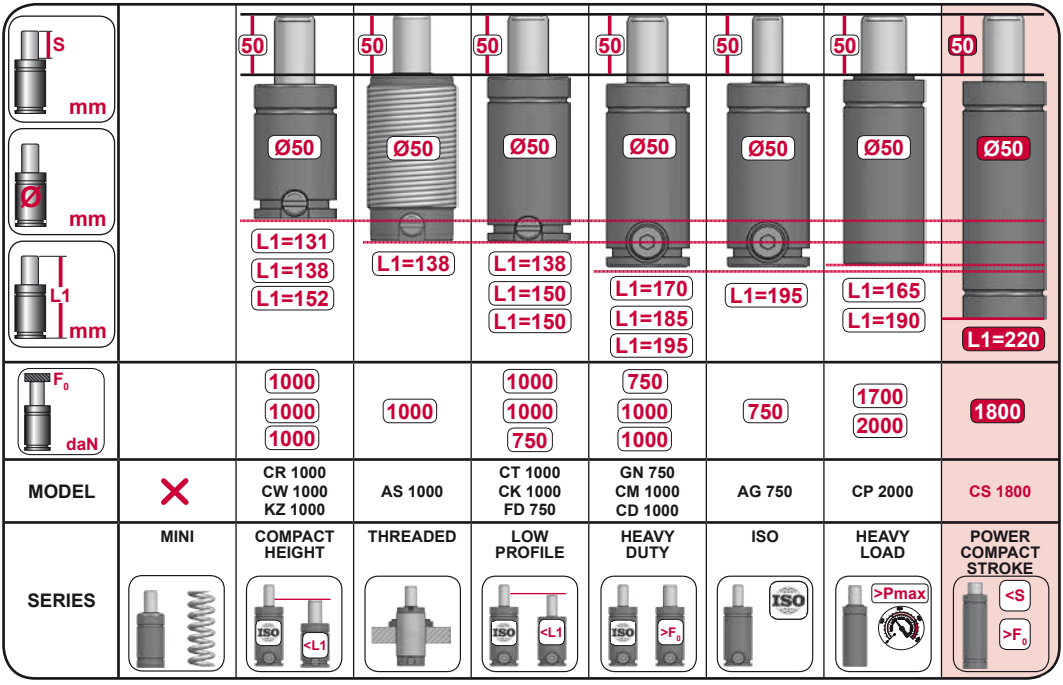

CS 420

Power Compact Stroke

AZOL GAS

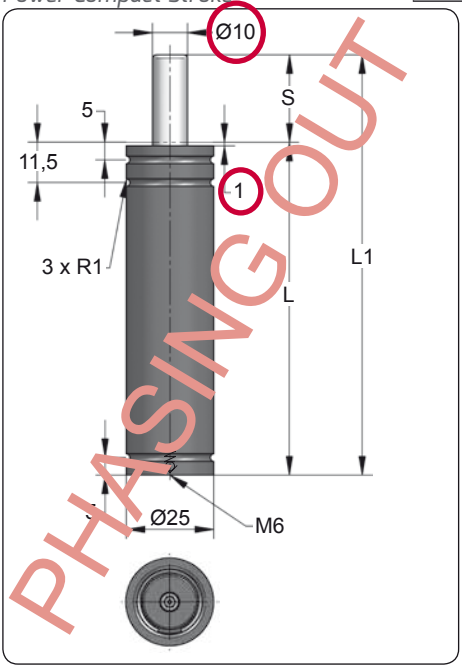

ORDER	S (mm)	L1 ±0,25 (mm)	L (mm)	Kg.
CS 420 006	6	56	50	0.15
CS 420 010	10	70	60	0.17
CS 420 016	16	91	75	0.20
CS 420 025	25	120	95	0.24
CS 420 032	32	140	108	0.27
CS 420 040	40	165	125	0.30
CS 420 050	50	195	145	0.35

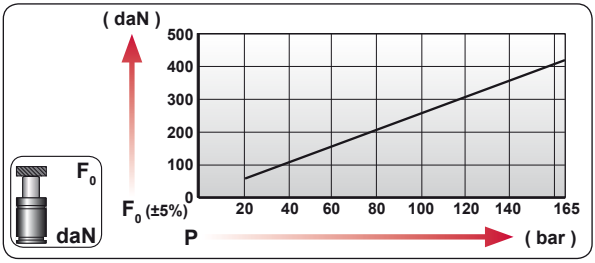

CODE	bar	psi	F0 daN	F1 daN
CS 420 050	165	2395	420	740
---------	---	---	---	---

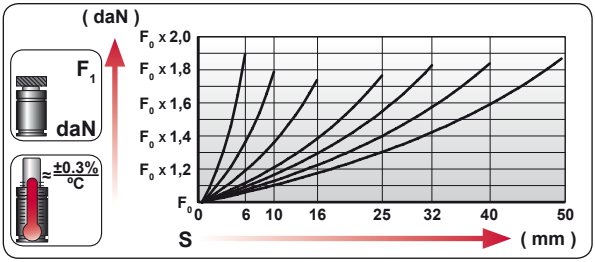

ENG	ORDER
DEU	BESTELLUNG
FRA	COMMANDE
ITA	ORDINE
ESP	PEDIDO
POR	PEDIDO



CS 420 50

CS 420 050

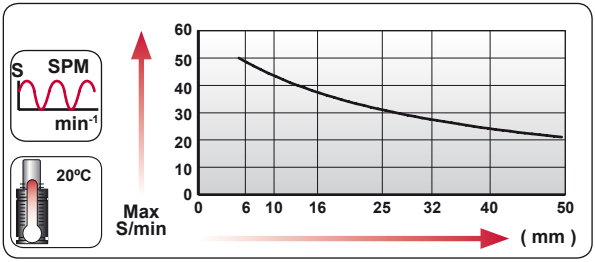

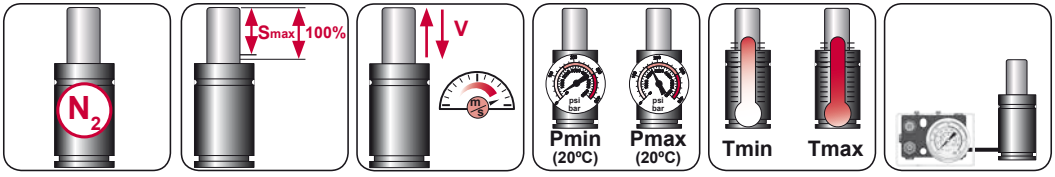

N_2	Smax < 90%	Vmax 0,5 m/s	bar psi 20 290	bar psi 165 2395	ºC ºF 0 32	ºC ºF 80 176	

AZOL GAS

CS 420 MOUNTS

Power Compact Stroke

A44-025

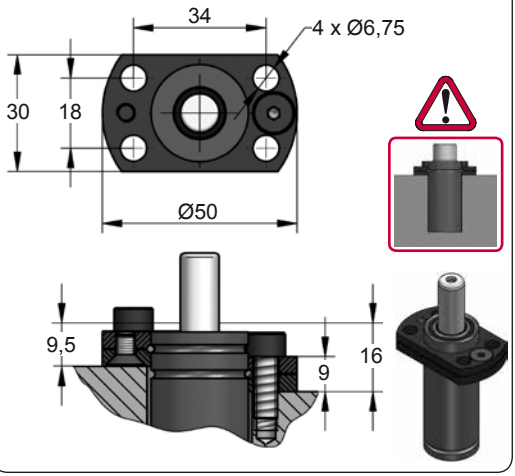

D02-025

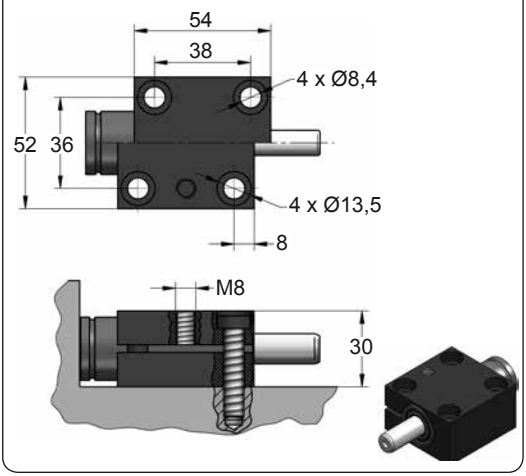







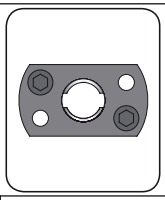

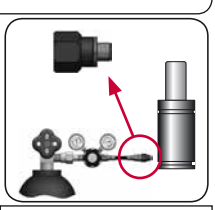

CODE		CS 420 050	KIT XXXXXXX-S	A44-025	06 GA 11
ENG	ORDER	GAS SPRING	REPAIR KIT	FLANGE	CHARGING ADAPTER
DEU	BESTELLUNG	GASDRUCKFEDER	ERSATZTEILSATZ	FLANSCHE	LADEADAPTER
FRA	COMMANDE	RESSORT À GAZ	KIT DE RÉPARATION	BRIDE	RACCORD DE CHARGE
ITA	ORDINE	CILINDRO AD AZOTO	KIT DI MANUTENZIONE	FLANGE	ADATTATORE DI CARICO
ESP	PEDIDO	RESORTE DE GAS	KIT DE REPARACION	BRIDA	ADAPTADOR DE CARGA
POR	PEDIDO	CILINDRO DE GÁS	KIT DE MANUTENÇÃO	FLANGE	ADAPTADOR DE CARGA

CS 420 V1

Power Compact Stroke

AZOL GAS

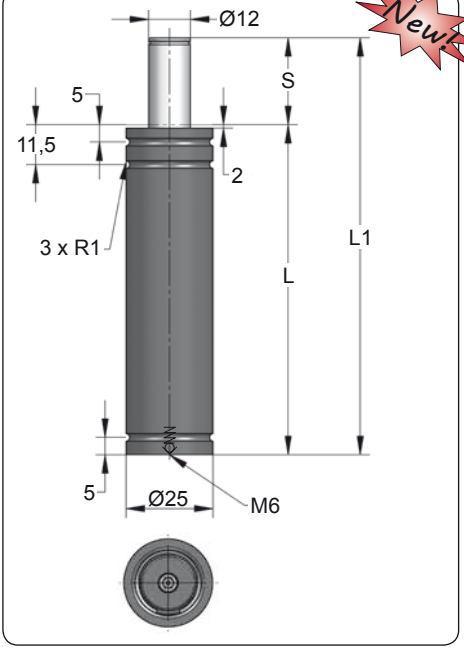

ORDER	S (mm)	L1 ±0,25 (mm)	L (mm)	Kg.
CS 420 006 V1	6	56	50	0.15
CS 420 010 V1	10	70	60	0.17
CS 420 016 V1	16	91	75	0.20
CS 420 025 V1	25	120	95	0.24
CS 420 032 V1	32	140	108	0.27
CS 420 040 V1	40	165	125	0.30
CS 420 050 V1	50	195	145	0.35

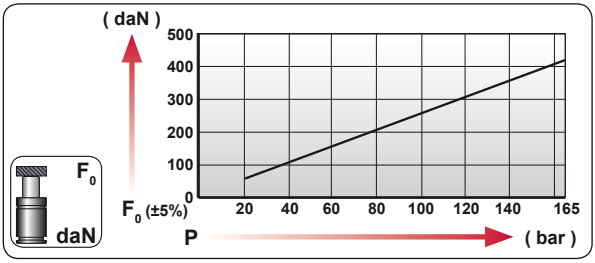

CODE	bar	psi	F_0 daN	F_1 daN
CS 420 050 V1	165	2395	420	740
---------	---	---	---	---

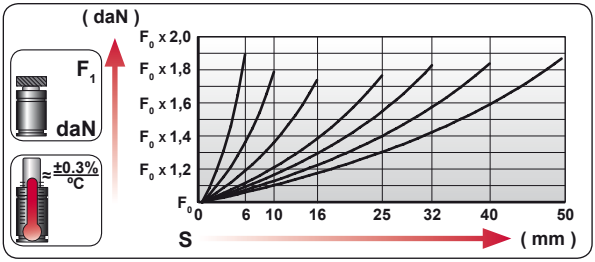

ENG	ORDER
DEU	BESTELLUNG
FRA	COMMANDE
ITA	ORDINE
ESP	PEDIDO
POR	PEDIDO

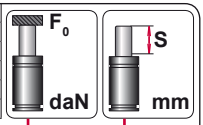

CS 420 50

CS 420 050 V1

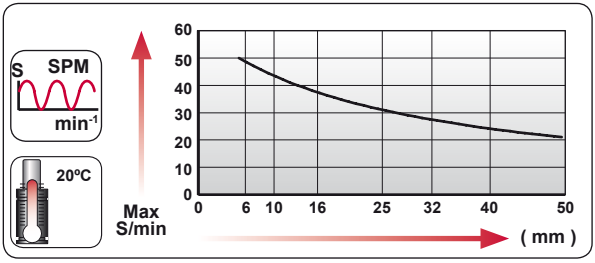



N_2	Smax < 90%	Vmax 0,5 m/s	bar psi 20 290	bar psi 165 2395	ºC ºF 0 32	ºC ºF 80 176

AZOL GAS

CS 420 V1 MOUNTS

Power Compact Stroke

A44-025

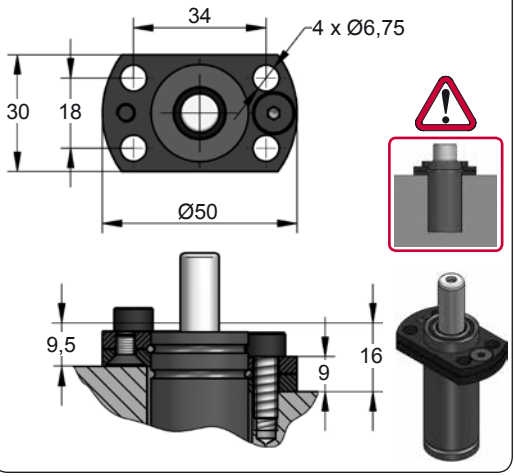

D02-025

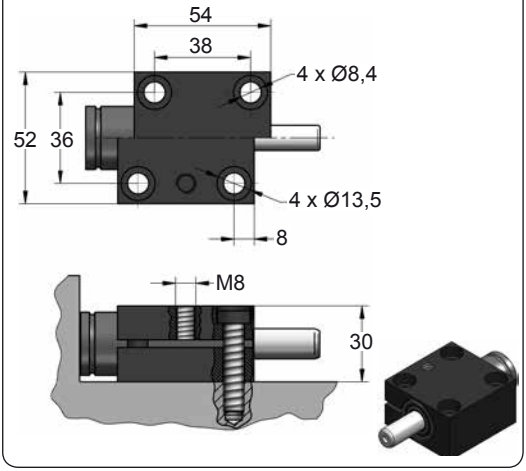







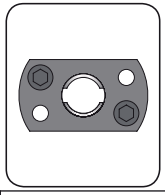

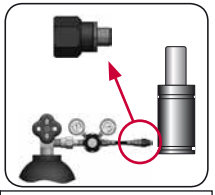

CODE		CS 420 050 V1	KIT XXXXXXX-S	A44-025	06 GA 11
ENG	ORDER	GAS SPRING	REPAIR KIT	FLANGE	CHARGING ADAPTER
DEU	BESTELLUNG	GASDRUCKFEDER	ERSATZTEILSATZ	FLANSCHE	LADEADAPTER
FRA	COMMANDE	RESSORT À GAZ	KIT DE RÉPARATION	BRIDE	RACCORD DE CHARGE
ITA	ORDINE	CILINDRO AD AZOTO	KIT DI MANUTENZIONE	FLANGE	ADATTATORE DI CARICO
ESP	PEDIDO	RESORTE DE GAS	KIT DE REPARACION	BRIDA	ADAPTADOR DE CARGA
POR	PEDIDO	CILINDRO DE GÁS	KIT DE MANUTENÇÃO	FLANGE	ADAPTADOR DE CARGA

CSE 420

Power Compact Stroke

AZOL GAS

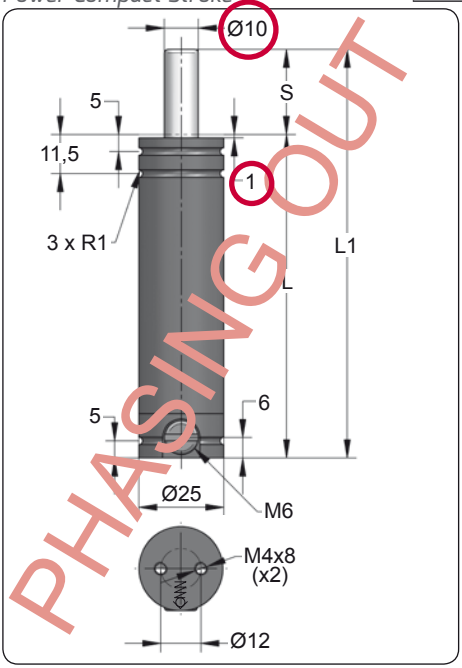

PHASING OUT

ORDER	S (mm)	L1 ±0,25 (mm)	L (mm)	Kg.
CSE 420 006	6	56	50	0.16
CSE 420 010	10	70	60	0.18
CSE 420 016	16	91	75	0.21
CSE 420 025	25	120	95	0.25
CSE 420 032	32	140	108	0.28
CSE 420 040	40	165	125	0.32
CSE 420 050	50	195	145	0.36

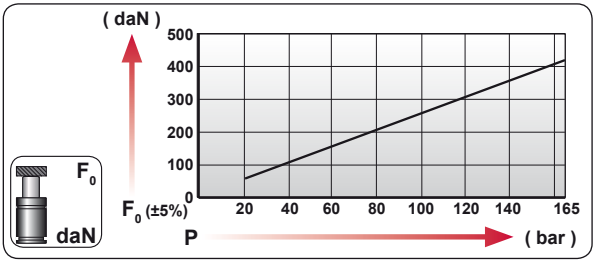

CODE	bar	psi	F0 daN	F1 daN
CSE 420 050	165	2395	420	790
CSE-H 420 050	0	0	---	---

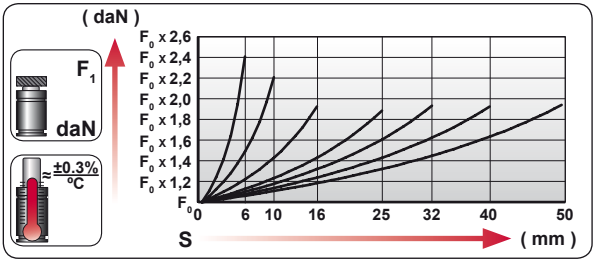

ENG	ORDER
DEU	BESTELLUNG
FRA	COMMANDE
ITA	ORDINE
ESP	PEDIDO
POR	PEDIDO

F0 daN — S mm

CSE 420 50

CSE 420 050

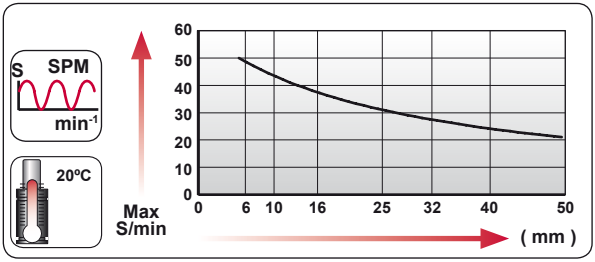



N_2	Smax < 90%	Vmax 0,5 m/s	bar psi 20 290	bar psi 165 2395	ºC ºF 0 32	ºC ºF 80 176	600 CP-

AZOL GAS

CSE 420 MOUNTS

Power Compact Stroke

A44-025

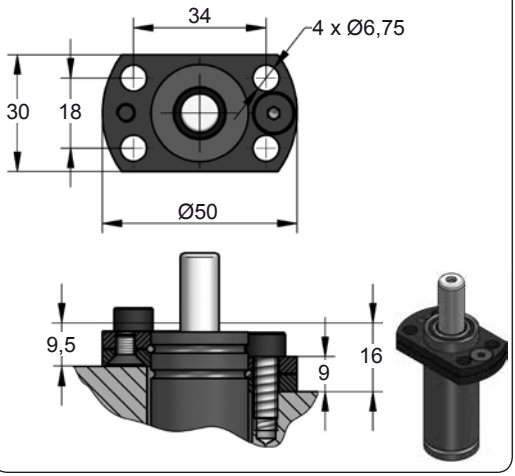

D02-025

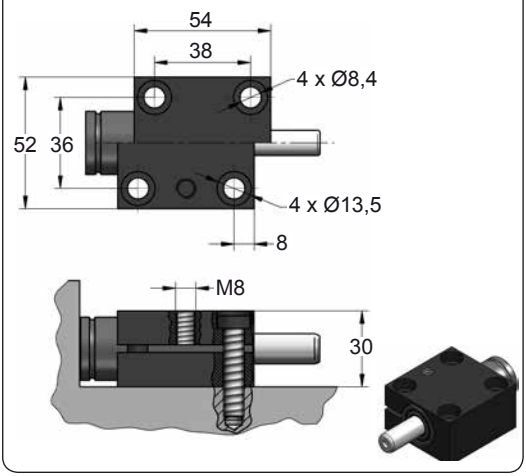







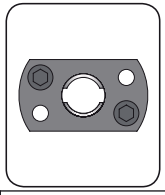

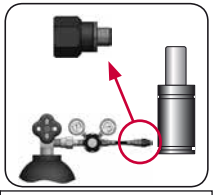

CODE		CSE 420 050		A44-025	06 GA 11
ENG	ORDER	GAS SPRING	REPAIR KIT	FLANGE	CHARGING ADAPTER
DEU	BESTELLUNG	GASDRUCKFEDER	ERSATZTEILSATZ	FLANSCHE	LADEADAPTER
FRA	COMMANDE	RESSORT À GAZ	KIT DE RÉPARATION	BRIDE	RACCORD DE CHARGE
ITA	ORDINE	CILINDRO AD AZOTO	KIT DI MANUTENZIONE	FLANGE	ADATTATORE DI CARICO
ESP	PEDIDO	RESORTE DE GAS	KIT DE REPARACION	BRIDA	ADAPTADOR DE CARGA
POR	PEDIDO	CILINDRO DE GÁS	KIT DE MANUTENÇÃO	FLANGE	ADAPTADOR DE CARGA

CSE 420 V1

Power Compact Stroke

AZOL GAS

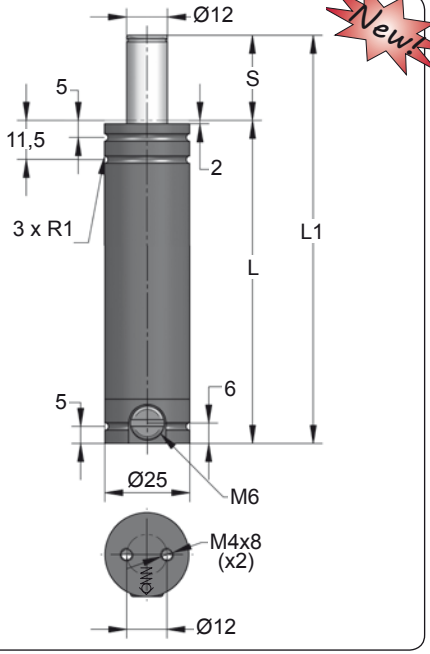

Newt

ORDER	S (mm)	L1 ±0,25 (mm)	L (mm)	Kg.
CSE 420 006 V1	6	56	50	0.16
CSE 420 010 V1	10	70	60	0.18
CSE 420 016 V1	16	91	75	0.21
CSE 420 025 V1	25	120	95	0.25
CSE 420 032 V1	32	140	108	0.28
CSE 420 040 V1	40	165	125	0.32
CSE 420 050 V1	50	195	145	0.36

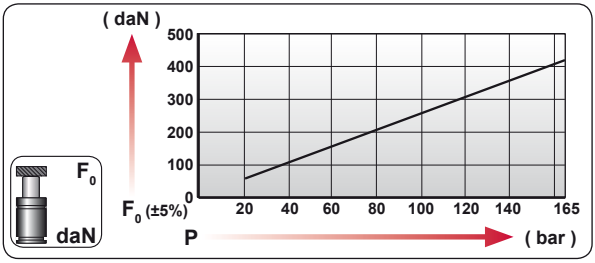

CODE	bar	psi	F0 daN	F1 daN
CSE 420 050 V1	165	2395	420	790
CSE-H 420 050 V1	0	0	---	---

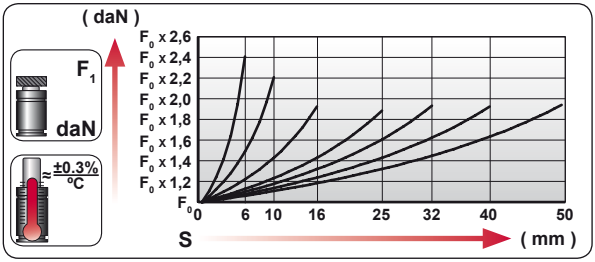

ENG	ORDER
DEU	BESTELLUNG
FRA	COMMANDE
ITA	ORDINE
ESP	PEDIDO
POR	PEDIDO



CSE 420 50

CSE 420 050 V1

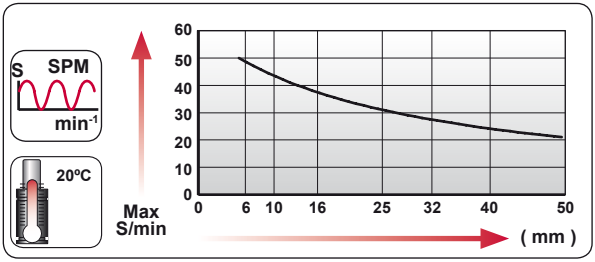



N_2	Smax < 90%	Vmax 0,5 m/s	bar psi 20 290	bar psi 165 2395	ºC ºF 0 32	ºC ºF 80 176	600 CP-

AZOL GAS

CSE 420 V1 MOUNTS

Power Compact Stroke

A44-025

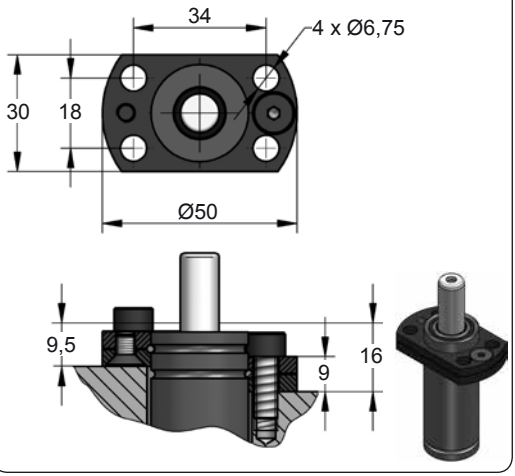

D02-025

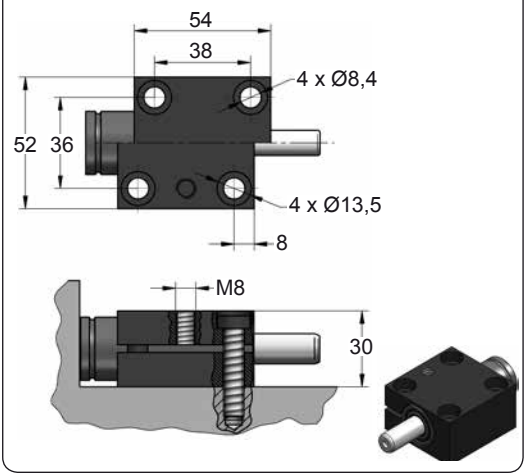







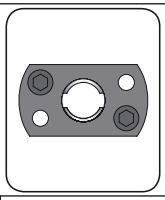

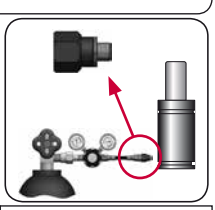

CODE		CSE 420 050 V1		A44-025	06 GA 11
ENG	ORDER	GAS SPRING	REPAIR KIT	FLANGE	CHARGING ADAPTER
DEU	BESTELLUNG	GASDRUCKFEDER	ERSATZTEILSATZ	FLANSCHE	LADEADAPTER
FRA	COMMANDE	RESSORT À GAZ	KIT DE RÉPARATION	BRIDE	RACCORD DE CHARGE
ITA	ORDINE	CILINDRO AD AZOTO	KIT DI MANUTENZIONE	FLANGE	ADATTATORE DI CARICO
ESP	PEDIDO	RESORTE DE GAS	KIT DE REPARACION	BRIDA	ADAPTADOR DE CARGA
POR	PEDIDO	CILINDRO DE GÁS	KIT DE MANUTENÇÃO	FLANGE	ADAPTADOR DE CARGA

CS 770 V1

Power Compact Stroke

AZOL GAS

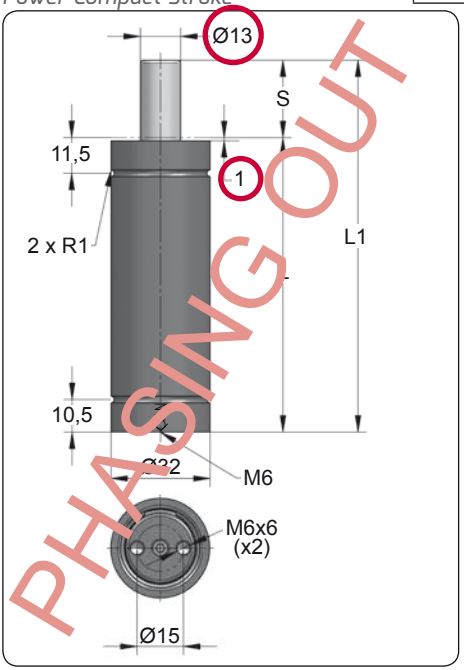

PHASING OUT

ORDER	S (mm)	L1 ±0,25 (mm)	L (mm)	Kg.
CS 770 006 V1	6	63	57	0.27
CS 770 010 V1	10	75	65	0.29
CS 770 016 V1	16	93	77	0.32
CS 770 025 V1	25	120	95	0.37
CS 770 032 V1	32	140	108	0.40
CS 770 040 V1	40	165	125	0.45
CS 770 050 V1	50	195	145	0.50

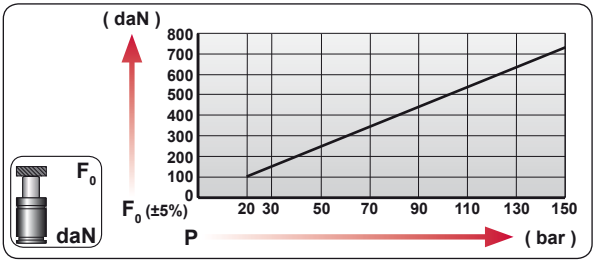

CODE	bar	psi	F0 daN	F1 daN
CS 770 050 V1	150	2175	735	1365
---------	---	---	---	---

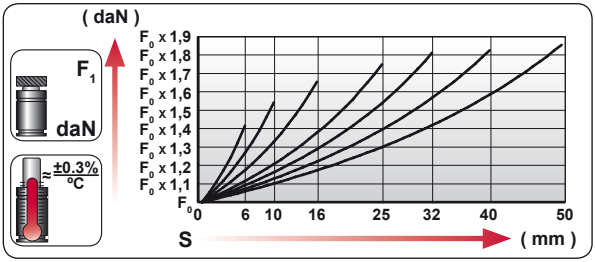

ENG	ORDER
DEU	BESTELLUNG
FRA	COMMANDE
ITA	ORDINE
ESP	PEDIDO
POR	PEDIDO

F0 daN — S mm

CS 770 50

CS 770 050 V1

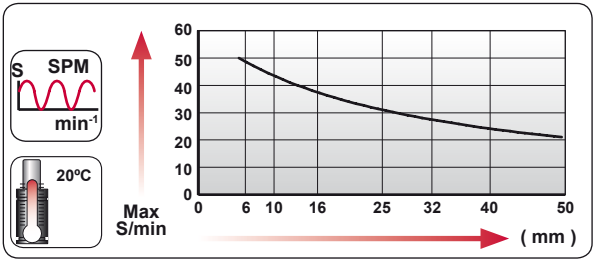

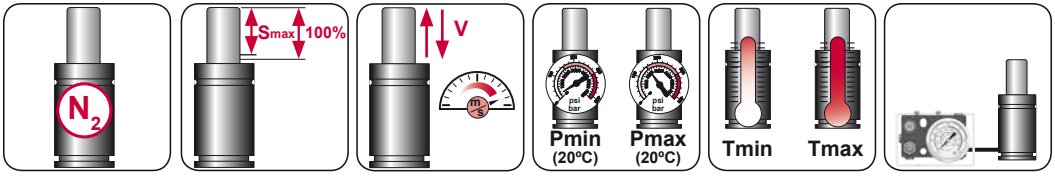

N_2	Smax < 90%	Vmax 0,5 m/s	bar psi 20 290	bar psi 150 2175	°C °F 0 32	°C °F 80 176

AZOL GAS

CS 770 V1 MOUNTS

Power Compact Stroke

A14-032

ISO E24.54.815.G EM24.54.700/F

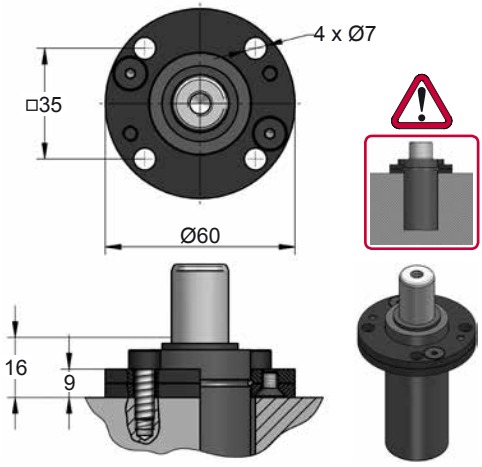

A34-032

VDI

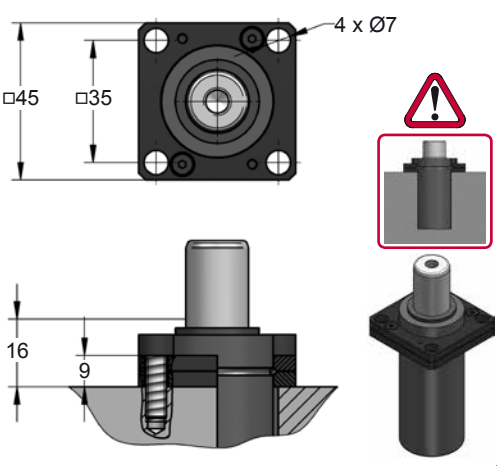

D02-032

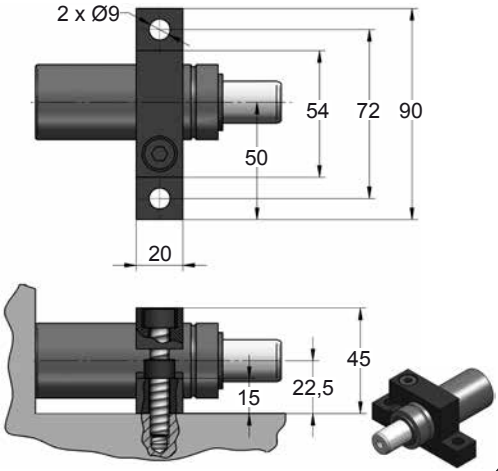







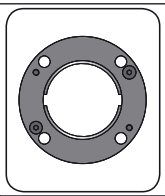

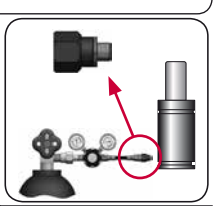

CODE		CS 770 050 V1	KIT XXXXXXX-S	A14-032	06 GA 11
ENG	ORDER	GAS SPRING	REPAIR KIT	FLANGE	CHARGING ADAPTER
DEU	BESTELLUNG	GASDRUCKFEDER	ERSATZTEILSATZ	FLANSCHE	LADEADAPTER
FRA	COMMANDE	RESSORT À GAZ	KIT DE RÉPARATION	BRIDE	RACCORD DE CHARGE
ITA	ORDINE	CILINDRO AD AZOTO	KIT DI MANUTENZIONE	FLANGE	ADATTATORE DI CARICO
ESP	PEDIDO	RESORTE DE GAS	KIT DE REPARACION	BRIDA	ADAPTADOR DE CARGA
POR	PEDIDO	CILINDRO DE GÁS	KIT DE MANUTENÇÃO	FLANGE	ADAPTADOR DE CARGA

CS 770 V2

Power Compact Stroke

AZOL GAS

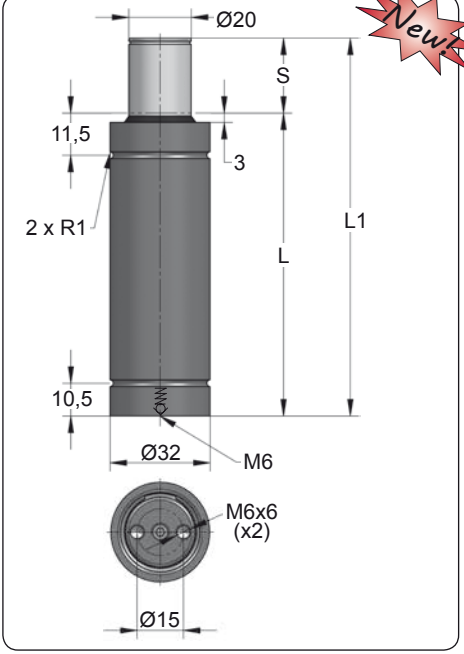

Newt

ORDER	S (mm)	L1 ±0,25 (mm)	L (mm)	Kg.
CS 770 006 V2	6	63	57	0.27
CS 770 010 V2	10	75	65	0.29
CS 770 016 V2	16	93	77	0.32
CS 770 025 V2	25	120	95	0.37
CS 770 032 V2	32	140	108	0.40
CS 770 040 V2	40	165	125	0.45
CS 770 050 V2	50	195	145	0.50

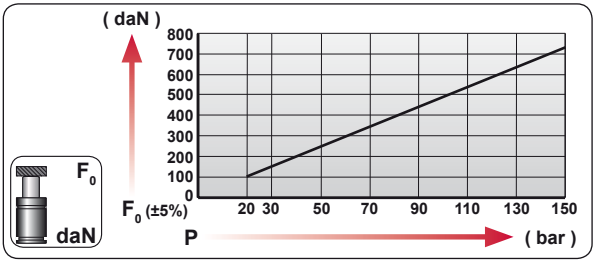

CODE	bar	psi	F0 daN	F1 daN
CS 770 050 V2	150	2175	735	1365
---------	---	---	---	---

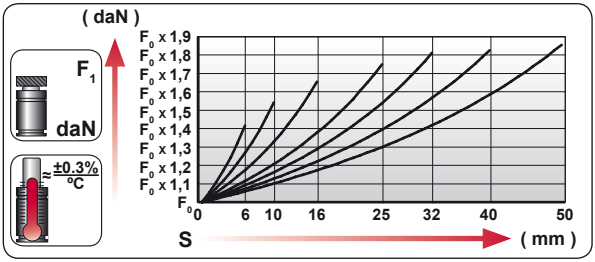

	ENG	ORDER
	DEU	BESTELLUNG
	FRA	COMMANDE
	ITA	ORDINE
	ESP	PEDIDO
	POR	PEDIDO

F0 daN — S mm

CS 770 50

CS 770 050 V2

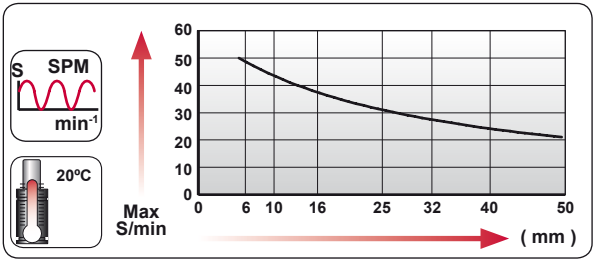

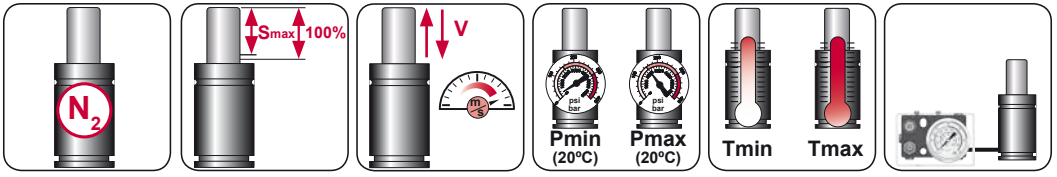

N_2	Smax < 90%	Vmax 0,5 m/s	bar psi 20 290	bar psi 150 2175	ºC ºF 0 32	ºC ºF 80 176	

AZOL GAS

CS 770 V2 MOUNTS

Power Compact Stroke

A14-032

ISO E24.54.815.G
EM24.54.700/F

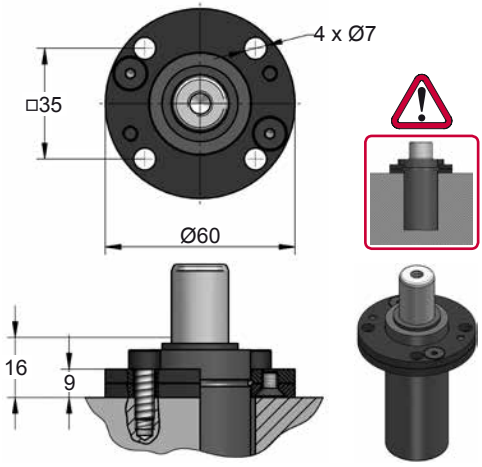

A34-032

VDI

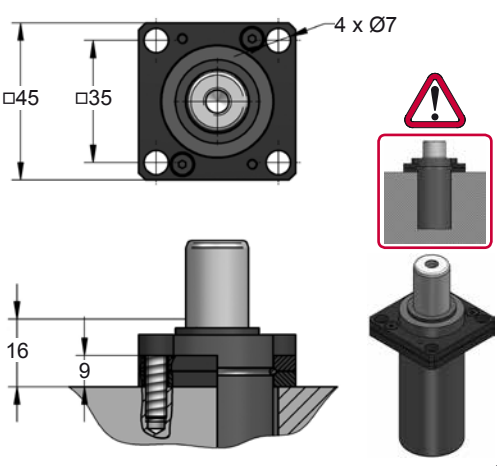

D02-032

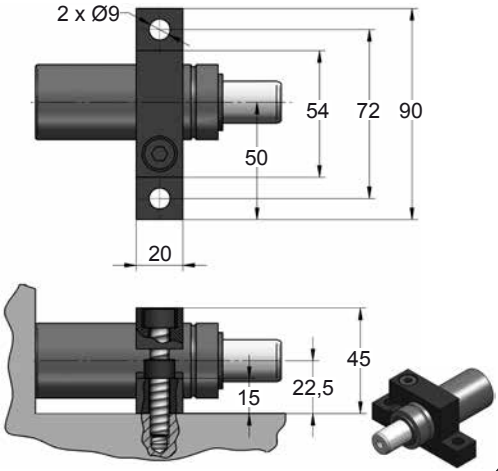







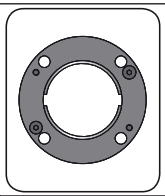

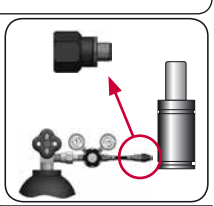

CODE		CS 770 050 V2	KIT XXXXXXX-S	A14-032	06 GA 11
ENG	ORDER	GAS SPRING	REPAIR KIT	FLANGE	CHARGING ADAPTER
DEU	BESTELLUNG	GASDRUCKFEDER	ERSATZTEILSATZ	FLANSCHE	LADEADAPTER
FRA	COMMANDE	RESSORT À GAZ	KIT DE RÉPARATION	BRIDE	RACCORD DE CHARGE
ITA	ORDINE	CILINDRO AD AZOTO	KIT DI MANUTENZIONE	FLANGE	ADATTATORE DI CARICO
ESP	PEDIDO	RESORTE DE GAS	KIT DE REPARACION	BRIDA	ADAPTADOR DE CARGA
POR	PEDIDO	CILINDRO DE GÁS	KIT DE MANUTENÇÃO	FLANGE	ADAPTADOR DE CARGA

CSE 770 V1

Power Compact Stroke

AZOL GAS

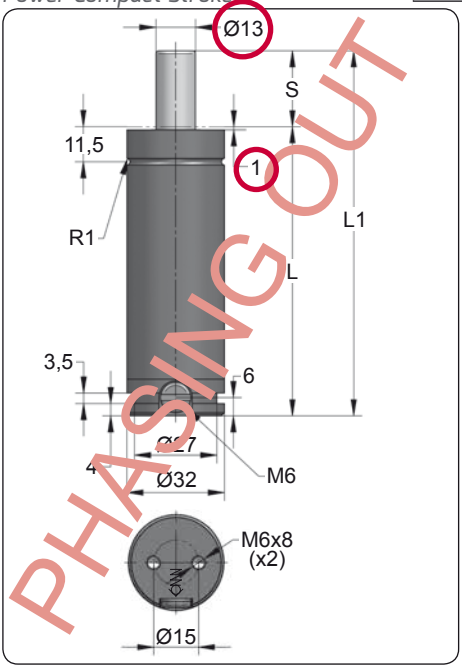

PHASING OUT

ORDER	S (mm)	L1 ±0,25 (mm)	L (mm)	Kg.
CSE 770 006 V1	6	63	57	0.28
CSE 770 010 V1	10	75	65	0.31
CSE 770 016 V1	16	93	77	0.34
CSE 770 025 V1	25	120	95	0.39
CSE 770 032 V1	32	140	108	0.42
CSE 770 040 V1	40	165	125	0.47
CSE 770 050 V1	50	195	145	0.52

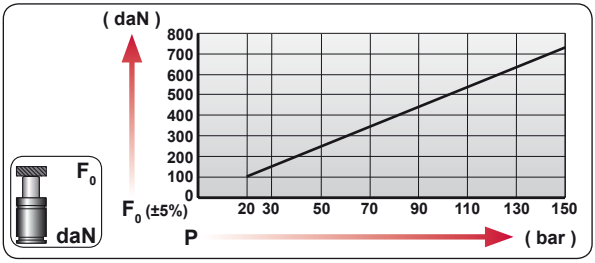

CODE	bar	psi	F0 daN	F1 daN
CSE 770 050 V1	150	2175	735	1420
CSE-H 770 050 V1	0	0	---	---

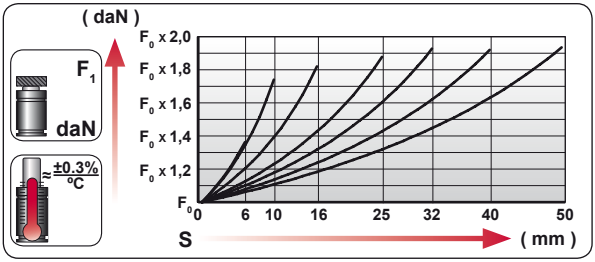

ENG	ORDER
DEU	BESTELLUNG
FRA	COMMANDE
ITA	ORDINE
ESP	PEDIDO
POR	PEDIDO

F0 daN — S mm

CSE 770 50

CSE 770 050 V1

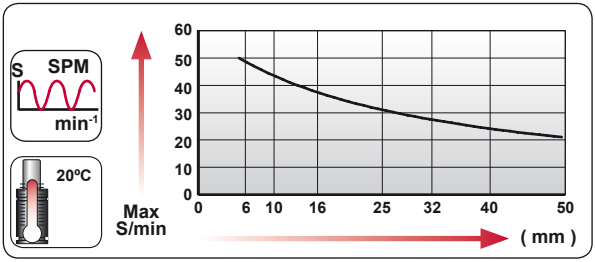



N_2	Smax < 90%	Vmax 0,5 m/s	bar psi 20 290	bar psi 150 2175	ºC ºF 0 32	ºC ºF 80 176	600 CP-

AZOL GAS

CSE 770 V1 MOUNTS

Power Compact Stroke

A14-032

ISO E24.54.815.G EM24.54.700/F

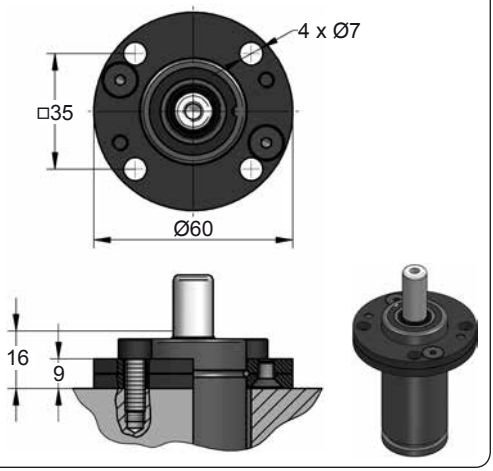

A34-032

VDI

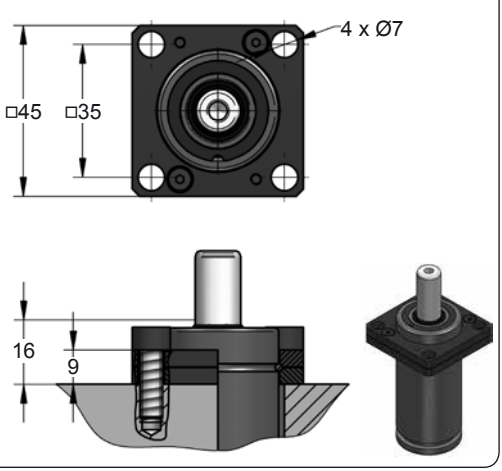

C20-032

ISO VDI E24.54.815.G EM24.54.700/F

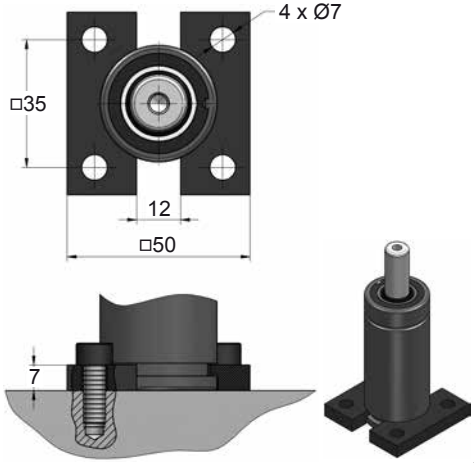

D02-032

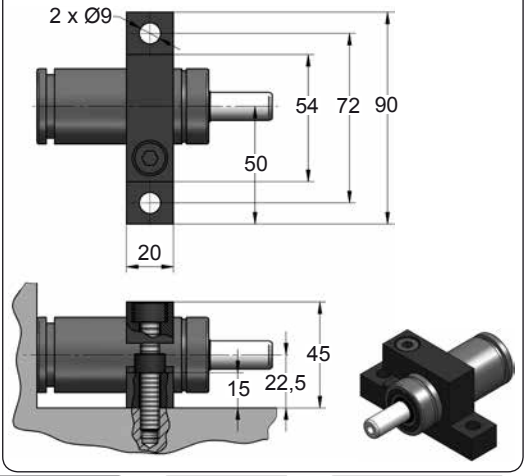







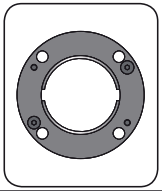

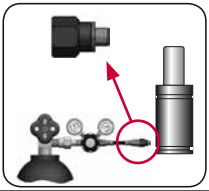

CODE		CSE 770 050 V1		A14-032	06 GA 11
ENG	ORDER	GAS SPRING	REPAIR KIT	FLANGE	CHARGING ADAPTER
DEU	BESTELLUNG	GASDRUCKFEDER	ERSATZTEILSATZ	FLANSCHE	LADEADAPTER
FRA	COMMANDE	RESSORT À GAZ	KIT DE RÉPARATION	BRIDE	RACCORD DE CHARGE
ITA	ORDINE	CILINDRO AD AZOTO	KIT DI MANUTENZIONE	FLANGE	ADATTATORE DI CARICO
ESP	PEDIDO	RESORTE DE GAS	KIT DE REPARACION	BRIDA	ADAPTADOR DE CARGA
POR	PEDIDO	CILINDRO DE GÁS	KIT DE MANUTENÇÃO	FLANGE	ADAPTADOR DE CARGA

CSE 770 V2

Power Compact Stroke

AZOL GAS

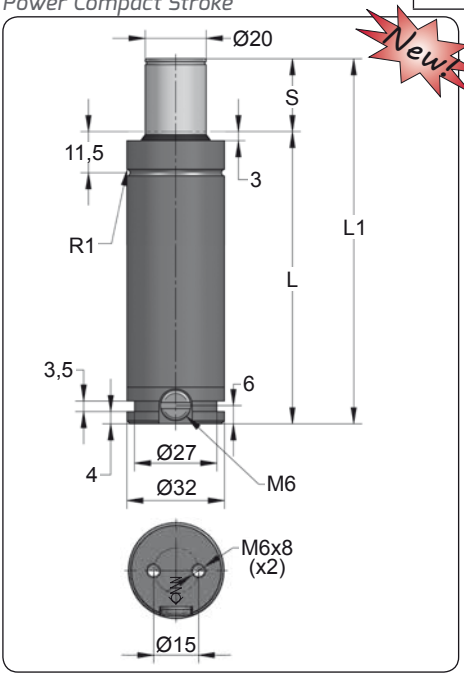

Newt

ORDER	S (mm)	L1 ±0,25 (mm)	L (mm)	Kg.
CSE 770 006 V2	6	63	57	0.28
CSE 770 010 V2	10	75	65	0.31
CSE 770 016 V2	16	93	77	0.34
CSE 770 025 V2	25	120	95	0.39
CSE 770 032 V2	32	140	108	0.42
CSE 770 040 V2	40	165	125	0.47
CSE 770 050 V2	50	195	145	0.52

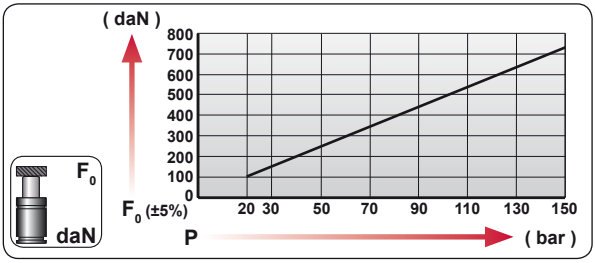

CODE	bar	psi	F0 daN	F1 daN
CSE 770 050 V2	150	2175	735	1420
CSE-H 770 050 V2	0	0	---	---

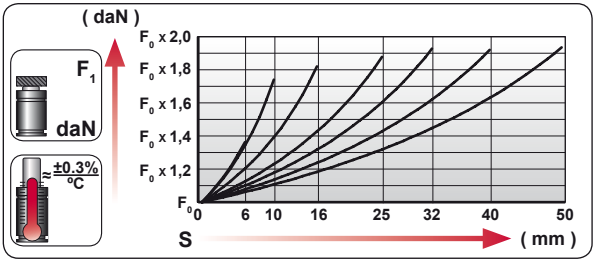

ENG	ORDER
DEU	BESTELLUNG
FRA	COMMANDE
ITA	ORDINE
ESP	PEDIDO
POR	PEDIDO

F0 daN — S mm

CSE 770 50

CSE 770 050 V2

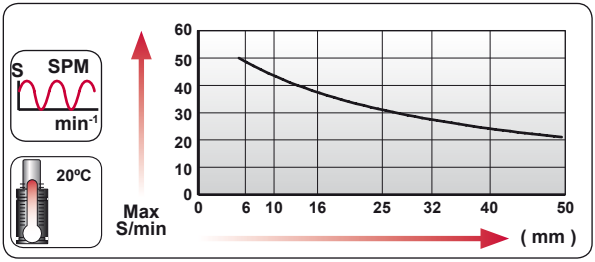



N_2	Smax < 90%	Vmax 0,5 m/s	bar psi 20 290	bar psi 150 2175	ºC ºF 0 32	ºC ºF 80 176	600 CP-

AZOL GAS

CSE 770 V2 MOUNTS

Power Compact Stroke

A14-032

ISO | E24.54.815.G | EM24.54.700/F

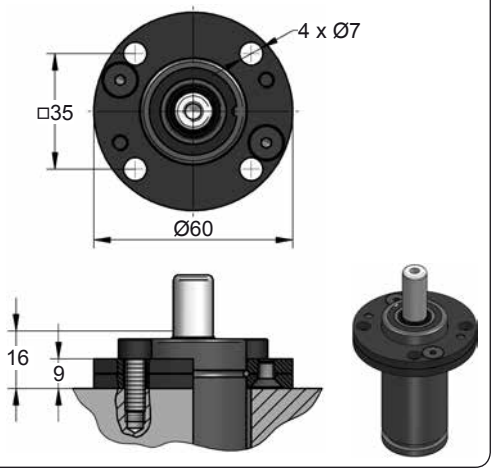

A34-032

VDI

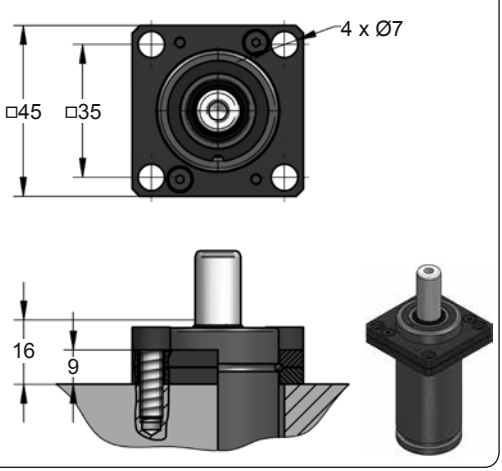

C20-032

ISO | VDI | E24.54.815.G | EM24.54.700/F

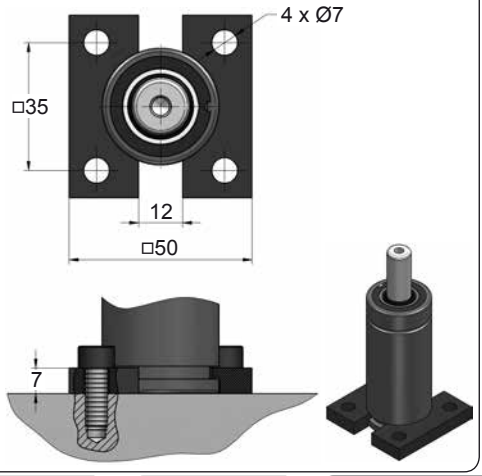

D02-032

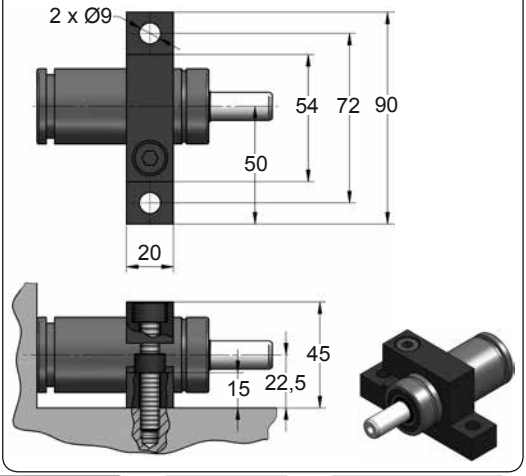







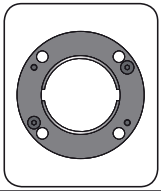

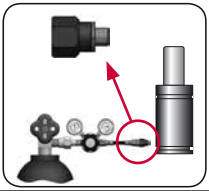

CODE		CSE 770 050 V2		A14-032	06 GA 11
ENG	ORDER	GAS SPRING	REPAIR KIT	FLANGE	CHARGING ADAPTER
DEU	BESTELLUNG	GASDRUCKFEDER	ERSATZTEILSATZ	FLANSCHE	LADEADAPTER
FRA	COMMANDE	RESSORT À GAZ	KIT DE RÉPARATION	BRIDE	RACCORD DE CHARGE
ITA	ORDINE	CILINDRO AD AZOTO	KIT DI MANUTENZIONE	FLANGE	ADATTATORE DI CARICO
ESP	PEDIDO	RESORTE DE GAS	KIT DE REPARACION	BRIDA	ADAPTADOR DE CARGA
POR	PEDIDO	CILINDRO DE GÁS	KIT DE MANUTENÇÃO	FLANGE	ADAPTADOR DE CARGA

CS 1000

Power Compact Stroke

AZOL GAS

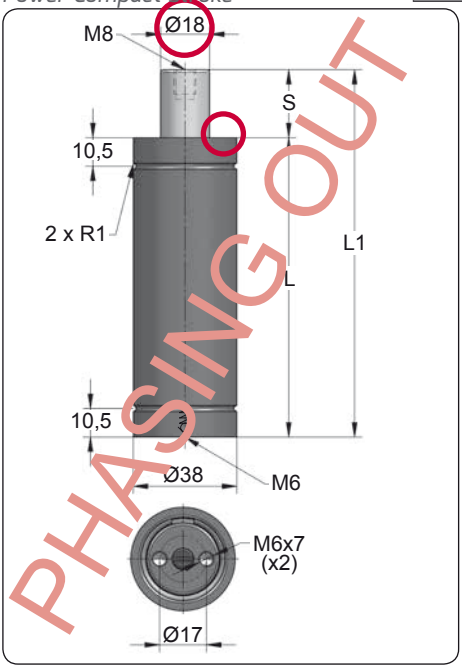

PHASING OUT

ORDER	S (mm)	L1 ±0,25 (mm)	L (mm)	Kg.
CS 1000 006	6	61	55	0.36
CS 1000 010	10	77	67	0.40
CS 1000 016	16	100	84	0.47
CS 1000 025	25	135	110	0.58
CS 1000 032	32	167	135	0.67
CS 1000 040	40	195	155	0.80
CS 1000 050	50	230	180	0.88

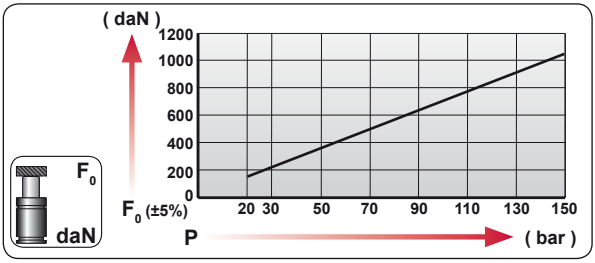

CODE	bar	psi	F0 daN	F1 daN
CS 1000 050	150	2175	1060	1640
---------	---	---	---	---

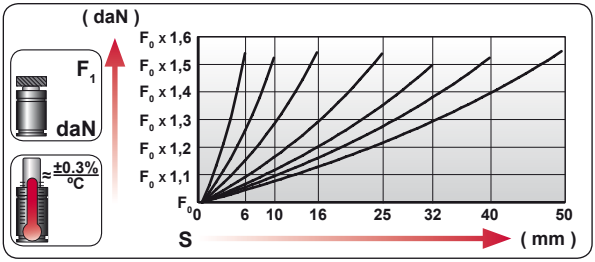

ENG	ORDER
DEU	BESTELLUNG
FRA	COMMANDE
ITA	ORDINE
ESP	PEDIDO
POR	PEDIDO

F0 daN — S mm

CS 1000 50

CS 1000 050

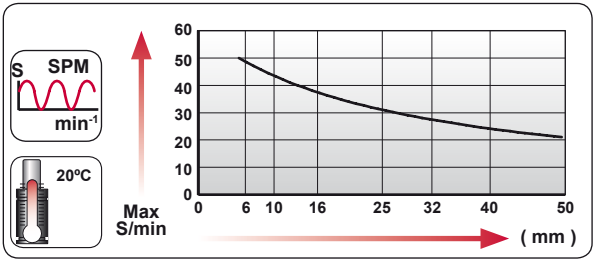



N_2	Smax < 90%	Vmax 0,5 m/s	bar psi 20 290	bar psi 150 2175	ºC ºF 0 32	ºC ºF 80 176	

AZOL GAS

CS 1000 MOUNTS

Power Compact Stroke

A14-038

ISO · E24.54.815.G · EM24.54.700/F

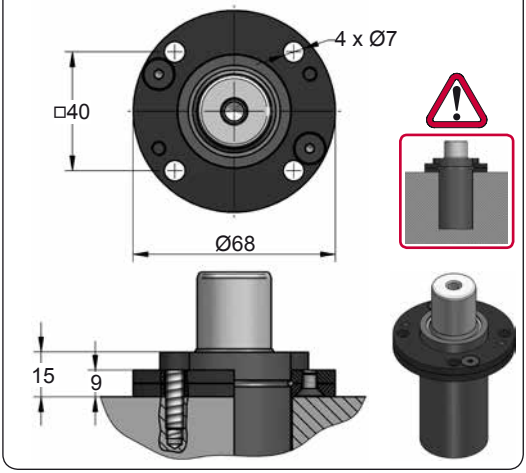

A19-038

E24.54.815.G

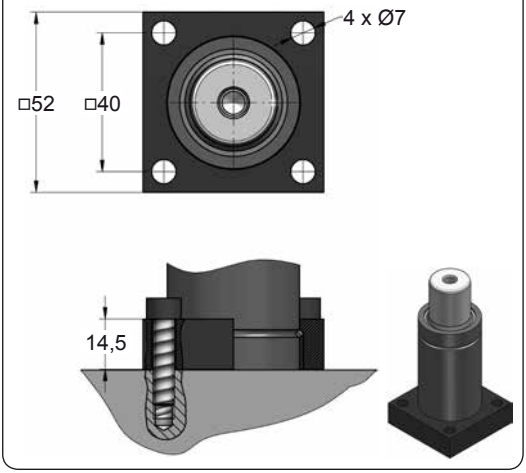

A34-038

ISO · VDI

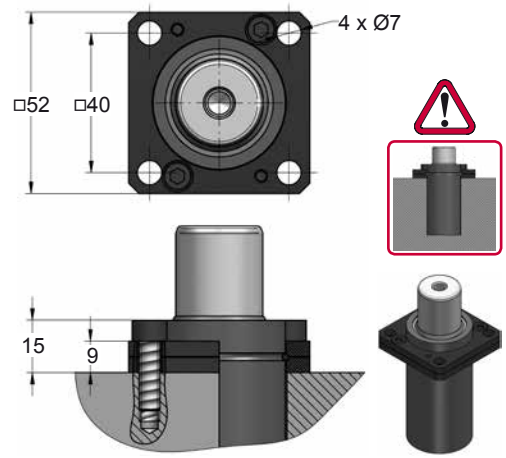

D02-038

E24.54.815.G

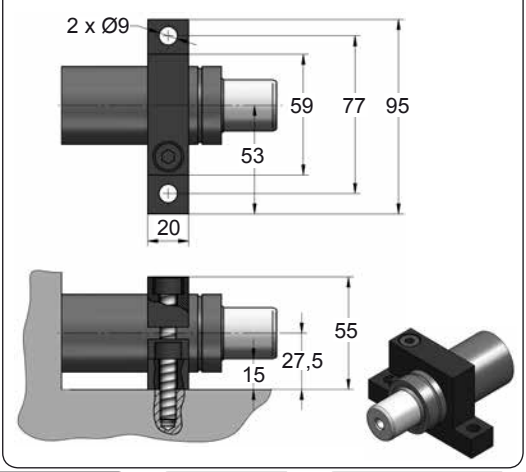







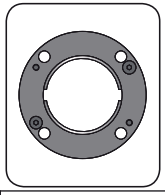

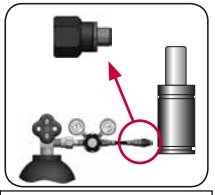

CODE		CS 1000 050	KIT XXXXXXX-S	A14-038	06 GA 11
ENG	ORDER	GAS SPRING	REPAIR KIT	FLANGE	CHARGING ADAPTER
DEU	BESTELLUNG	GASDRUCKFEDER	ERSATZTEILSATZ	FLANSCHE	LADEADAPTER
FRA	COMMANDE	RESSORT À GAZ	KIT DE RÉPARATION	BRIDE	RACCORD DE CHARGE
ITA	ORDINE	CILINDRO AD AZOTO	KIT DI MANUTENZIONE	FLANGE	ADATTATORE DI CARICO
ESP	PEDIDO	RESORTE DE GAS	KIT DE REPARACION	BRIDA	ADAPTADOR DE CARGA
POR	PEDIDO	CILINDRO DE GÁS	KIT DE MANUTENÇÃO	FLANGE	ADAPTADOR DE CARGA

CS 1000 V1

Power Compact Stroke

BMW B2 4006		PSA E24.54.815.G

AZOL GAS

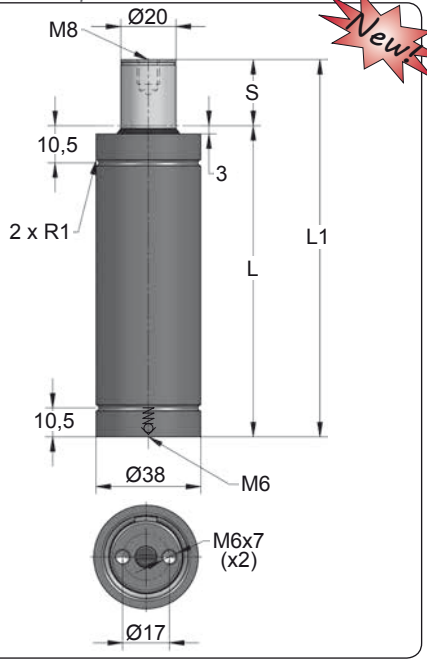

Newt

ORDER	S (mm)	L1 ±0,25 (mm)	L (mm)	Kg.
CS 1000 006 V1	6	61	55	0.36
CS 1000 010 V1	10	77	67	0.40
CS 1000 016 V1	16	100	84	0.47
CS 1000 025 V1	25	135	110	0.58
CS 1000 032 V1	32	167	135	0.67
CS 1000 040 V1	40	195	155	0.80
CS 1000 050 V1	50	230	180	0.88

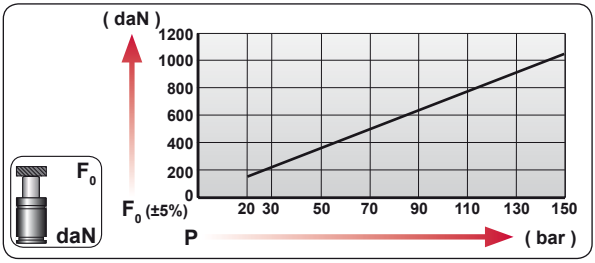

CODE	bar	psi	F0 daN	F1 daN
CS 1000 050 V1	150	2175	1060	1640
---------	---	---	---	---

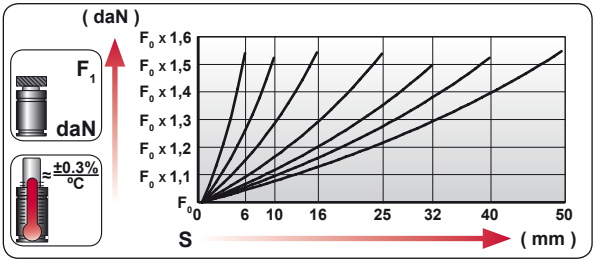

ENG	ORDER
DEU	BESTELLUNG
FRA	COMMANDE
ITA	ORDINE
ESP	PEDIDO
POR	PEDIDO

F0 daN — S mm

CS 1000 50

CS 1000 050 V1

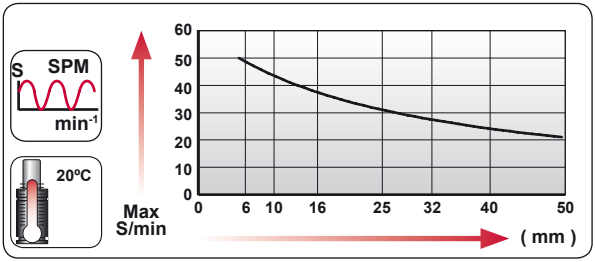



N_2	Smax < 90%	Vmax 0,5 m/s	bar psi 20 290	bar psi 150 2175	ºC ºF 0 32	ºC ºF 80 176	

AZOL GAS

CS 1000 V1 MOUNTS

Power Compact Stroke

A14-038

ISO | E24.54.815.G EM24.54.700/F

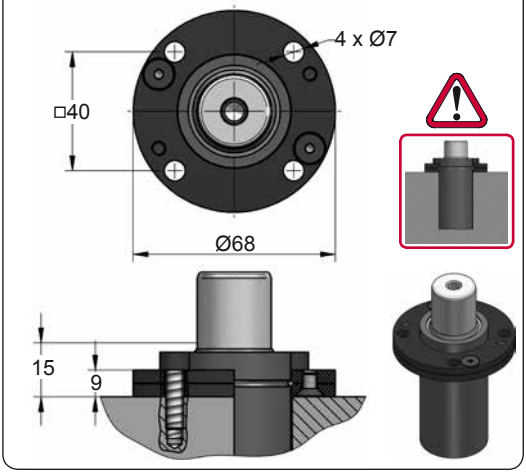

A19-038

E24.54.815.G

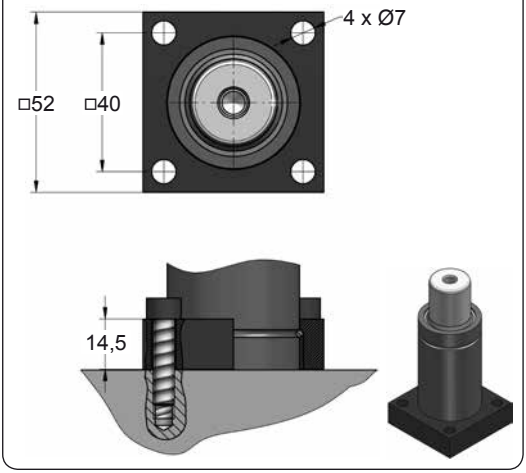

A34-038

ISO | VDI

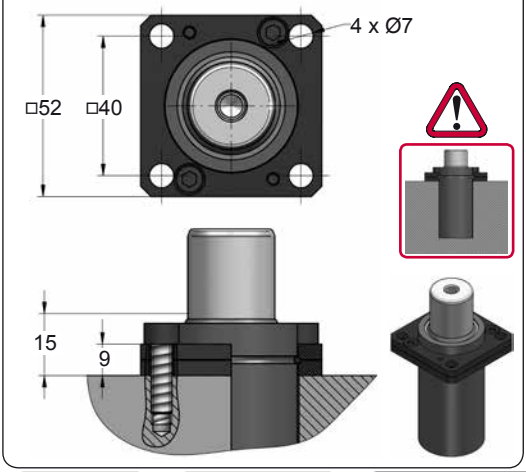

D02-038

E24.54.815.G

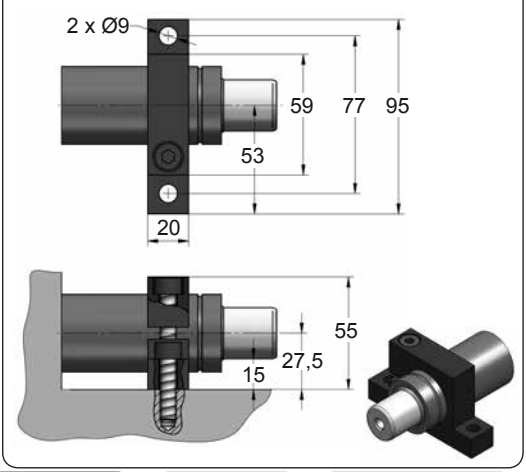







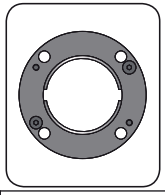

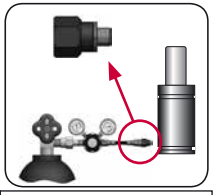

CODE		CS 1000 050 V1	KIT XXXXXXX-S	A14-038	06 GA 11
ENG	ORDER	GAS SPRING	REPAIR KIT	FLANGE	CHARGING ADAPTER
DEU	BESTELLUNG	GASDRUCKFEDER	ERSATZTEILSATZ	FLANSCHE	LADEADAPTER
FRA	COMMANDE	RESSORT À GAZ	KIT DE RÉPARATION	BRIDE	RACCORD DE CHARGE
ITA	ORDINE	CILINDRO AD AZOTO	KIT DI MANUTENZIONE	FLANGE	ADATTATORE DI CARICO
ESP	PEDIDO	RESORTE DE GAS	KIT DE REPARACION	BRIDA	ADAPTADOR DE CARGA
POR	PEDIDO	CILINDRO DE GÁS	KIT DE MANUTENÇÃO	FLANGE	ADAPTADOR DE CARGA

CSE 1000

Power Compact Stroke

AZOL GAS

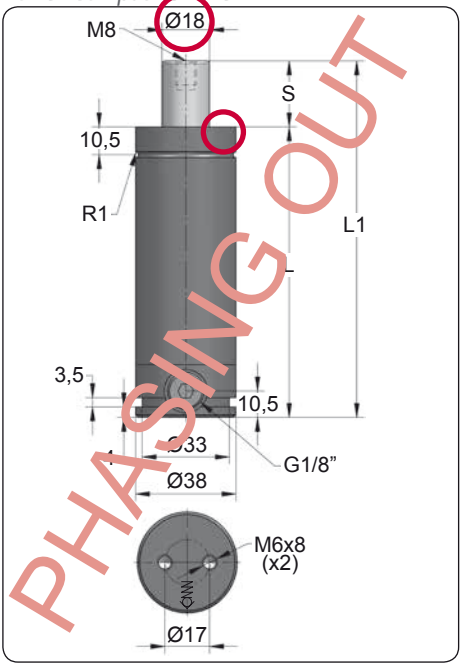

PHASING OUT

ORDER	S (mm)	L1 ±0,25 (mm)	L (mm)	Kg.
CSE 1000 006	6	61	55	0.43
CSE 1000 010	10	77	67	0.48
CSE 1000 016	16	100	84	0.55
CSE 1000 025	25	135	110	0.66
CSE 1000 032	32	167	135	0.75
CSE 1000 040	40	195	155	0.84
CSE 1000 050	50	230	180	0.94

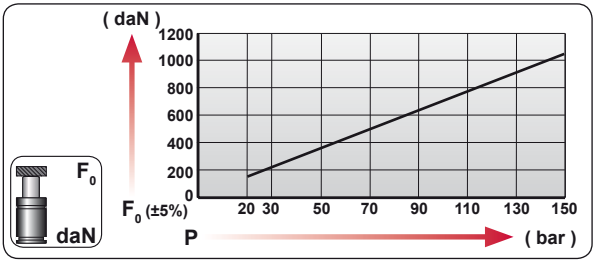

CODE	bar	psi	F0 daN	F1 daN
CSE 1000 050	150	2175	1060	1720
CSE-H 1000 050	0	0	---	---

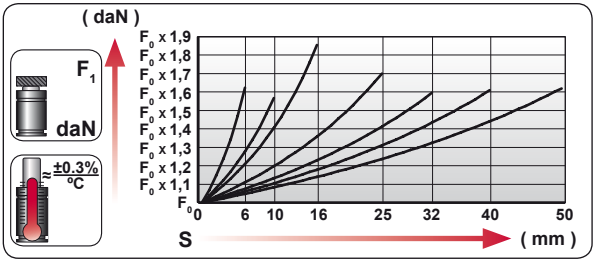

ENG	ORDER
DEU	BESTELLUNG
FRA	COMMANDE
ITA	ORDINE
ESP	PEDIDO
POR	PEDIDO

F0 daN — S mm

CSE 1000 50

CSE 1000 050

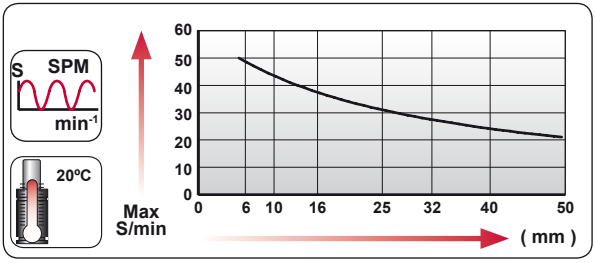



N_2	Smax < 90%	Vmax 0,5 m/s	bar psi 20 290	bar psi 150 2175	ºC ºF 0 32	ºC ºF 80 176	600 CP-

AZOL GAS

CSE 1000 MOUNTS

Power Compact Stroke

A14-038

ISO | E24.54.815.G EM24.54.700/F

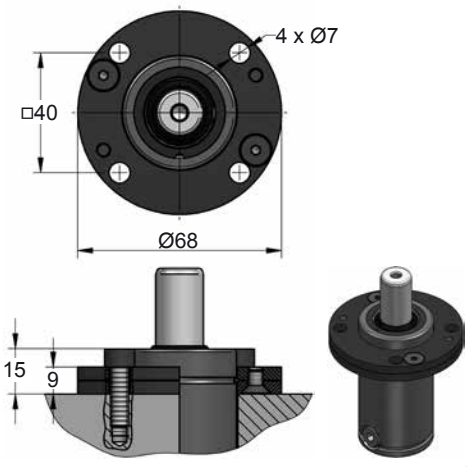

A34-038

ISO | VDI

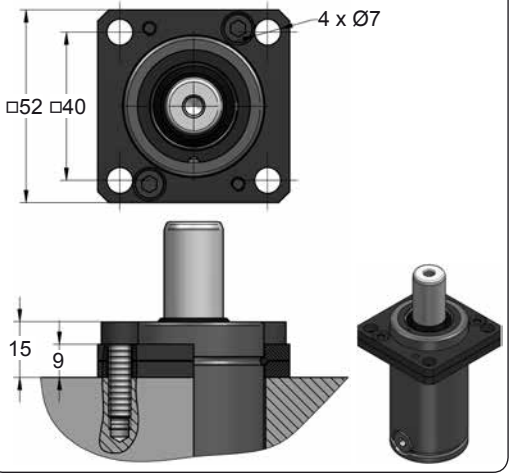

C20-038

ISO | VDI | E24.54.815.G EM24.54.700/F

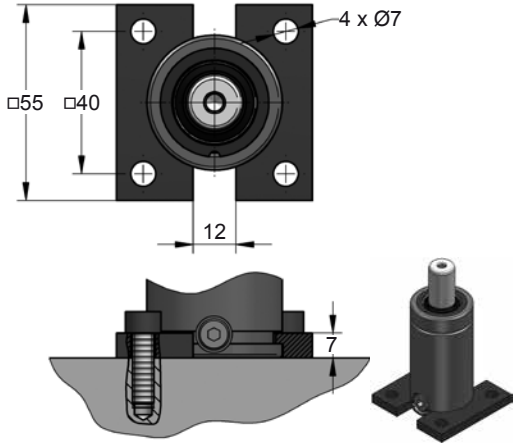

D02-038

E24.54.815.G

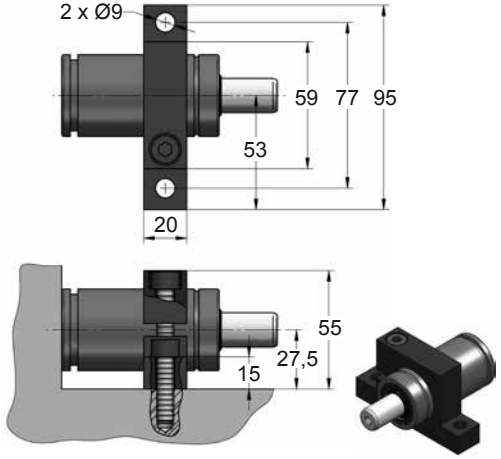







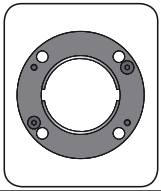

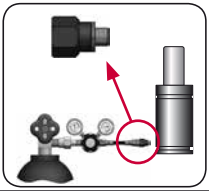

CODE		CSE 1000 050		A14-038	18 GA 5
ENG	ORDER	GAS SPRING	REPAIR KIT	FLANGE	CHARGING ADAPTER
DEU	BESTELLUNG	GASDRUCKFEDER	ERSATZTEILSATZ	FLANSCHE	LADEADAPTER
FRA	COMMANDE	RESSORT À GAZ	KIT DE RÉPARATION	BRIDE	RACCORD DE CHARGE
ITA	ORDINE	CILINDRO AD AZOTO	KIT DI MANUTENZIONE	FLANGE	ADATTATORE DI CARICO
ESP	PEDIDO	RESORTE DE GAS	KIT DE REPARACION	BRIDA	ADAPTADOR DE CARGA
POR	PEDIDO	CILINDRO DE GÁS	KIT DE MANUTENÇÃO	FLANGE	ADAPTADOR DE CARGA

CSE 1000 V1

Power Compact Stroke

AZOL GAS

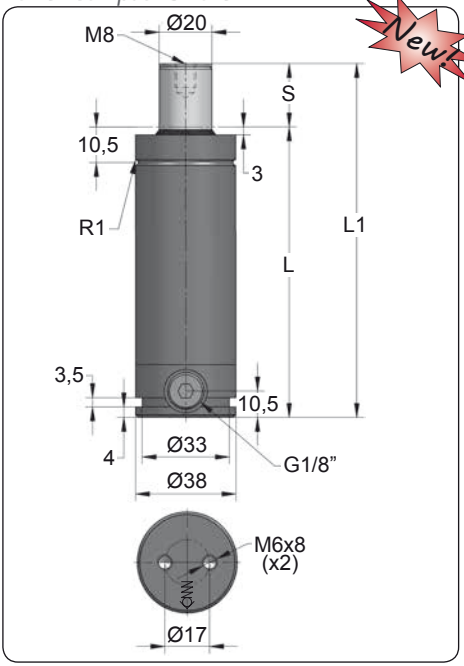

Newt

ORDER	S (mm)	L1 ±0,25 (mm)	L (mm)	Kg.
CSE 1000 006 V1	6	61	55	0.43
CSE 1000 010 V1	10	77	67	0.48
CSE 1000 016 V1	16	100	84	0.55
CSE 1000 025 V1	25	135	110	0.66
CSE 1000 032 V1	32	167	135	0.75
CSE 1000 040 V1	40	195	155	0.84
CSE 1000 050 V1	50	230	180	0.94

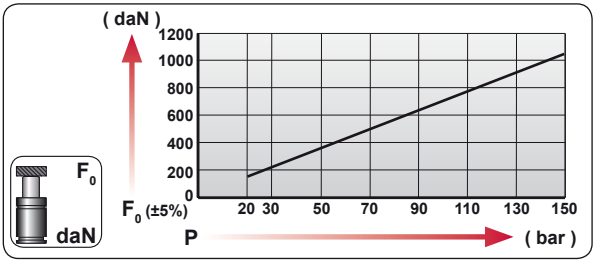

CODE	bar	psi	F0 daN	F1 daN
CSE 1000 050 V1	150	2175	1060	1720
CSE-H 1000 050 V1	0	0	---	---

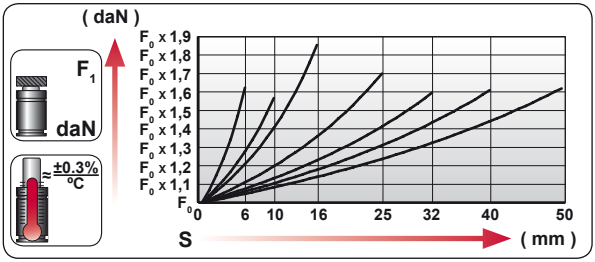

ENG	ORDER
DEU	BESTELLUNG
FRA	COMMANDE
ITA	ORDINE
ESP	PEDIDO
POR	PEDIDO

F0 daN — S mm

CSE 1000 50

CSE 1000 050 V1

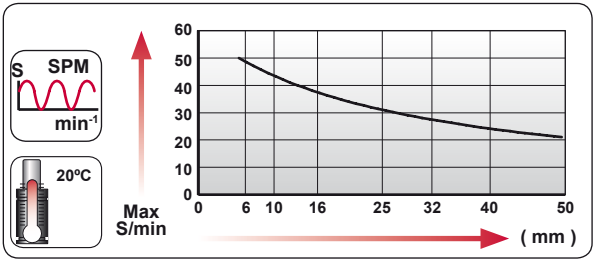



N_2	Smax < 90%	Vmax 0,5 m/s	bar psi 20 290	bar psi 150 2175	ºC ºF 0 32	ºC ºF 80 176	600 CP-

AZOL GAS

CSE 1000 V1 MOUNTS

Power Compact Stroke

A14-038

ISO | E24.54.815.G | EM24.54.700/F

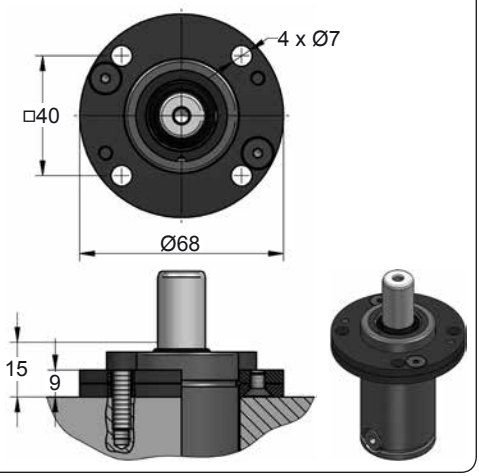

A34-038

ISO | VDI

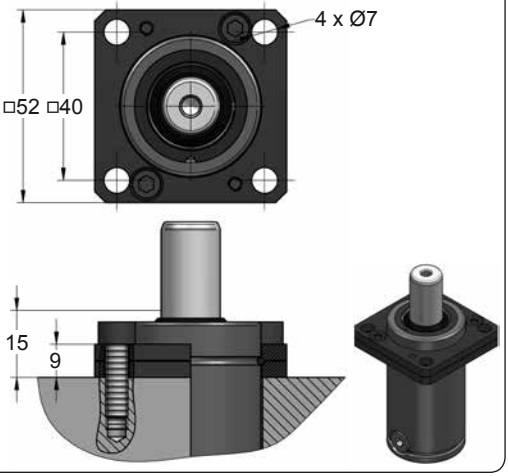

C20-038

ISO | VDI | E24.54.815.G | EM24.54.700/F

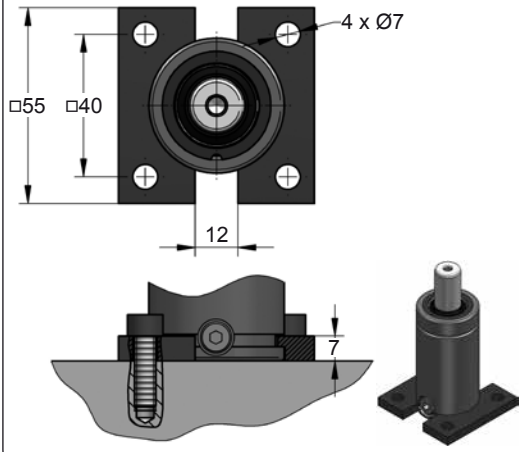

D02-038

E24.54.815.G

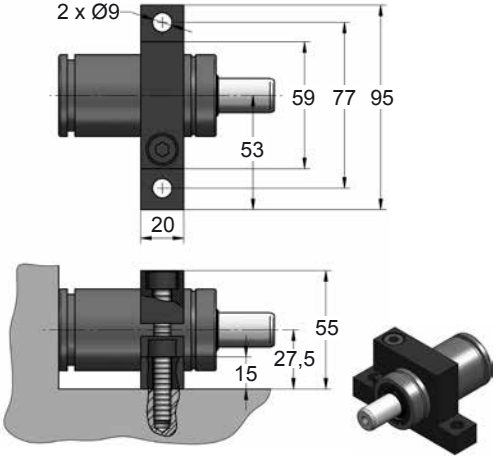







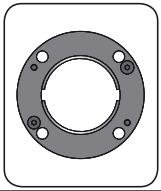

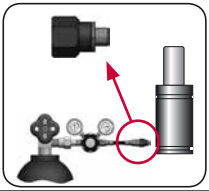

CODE		CSE 1000 050 V1		A14-038	18 GA 5
ENG	ORDER	GAS SPRING	REPAIR KIT	FLANGE	CHARGING ADAPTER
DEU	BESTELLUNG	GASDRUCKFEDER	ERSATZTEILSATZ	FLANSCHE	LADEADAPTER
FRA	COMMANDE	RESSORT À GAZ	KIT DE RÉPARATION	BRIDE	RACCORD DE CHARGE
ITA	ORDINE	CILINDRO AD AZOTO	KIT DI MANUTENZIONE	FLANGE	ADATTATORE DI CARICO
ESP	PEDIDO	RESORTE DE GAS	KIT DE REPARACION	BRIDA	ADAPTADOR DE CARGA
POR	PEDIDO	CILINDRO DE GÁS	KIT DE MANUTENÇÃO	FLANGE	ADAPTADOR DE CARGA

CS 1800

Power Compact Stroke

AZOL GAS

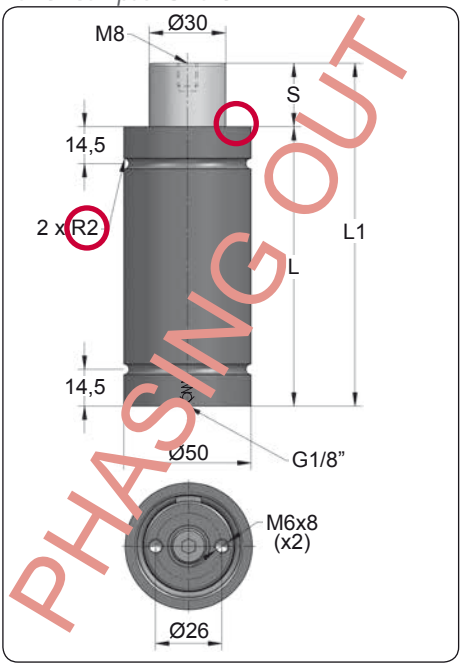

PHASING OUT

ORDER	S (mm)	L1 ±0,25 (mm)	L (mm)	Kg.
CS 1800 006	6	66	60	0.70
CS 1800 010	10	80	70	0.77
CS 1800 016	16	106	90	0.91
CS 1800 025	25	135	110	1.06
CS 1800 032	32	162	130	1.20
CS 1800 040	40	190	150	1.34
CS 1800 050	50	220	170	1.50

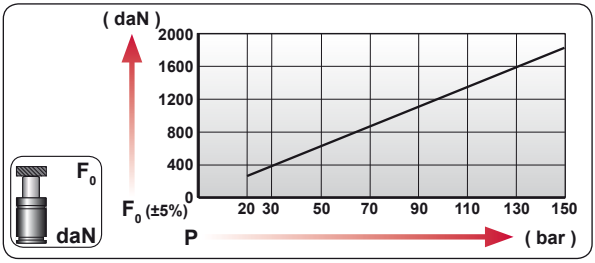

CODE	bar	psi	F0 daN	F1 daN
CS 1800 050	150	2175	1885	3015
---------	---	---	---	---

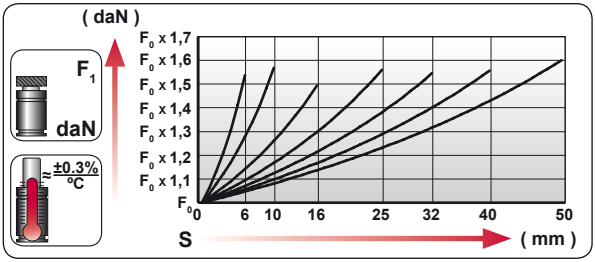

ENG	ORDER
DEU	BESTELLUNG
FRA	COMMANDE
ITA	ORDINE
ESP	PEDIDO
POR	PEDIDO



CS 1800 50

CS 1800 050

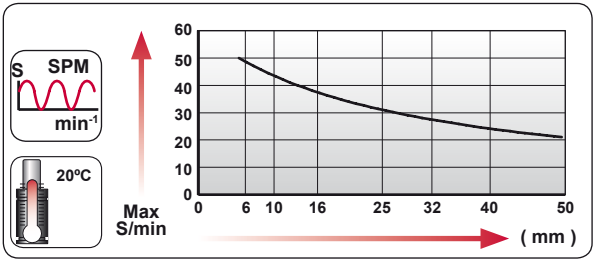



N_2	Smax < 90%	Vmax 0,5 m/s	bar psi 20 290	bar psi 150 2175	°C °F 0 32	°C °F 80 176	

AZOL GAS

CS 1800 MOUNTS

Power Compact Stroke

A14-050

ISO · E24.54.815.G · EM24.54.700/F

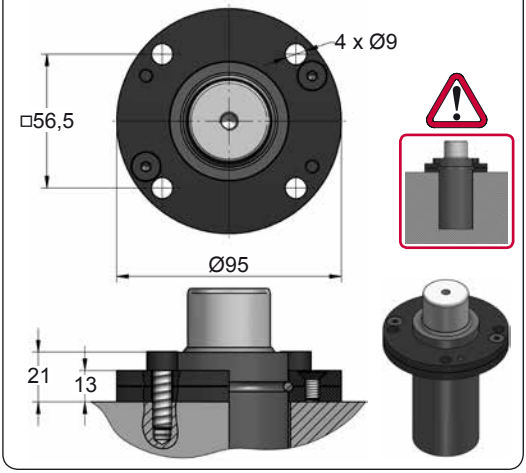

A19-050

E24.54.815.G

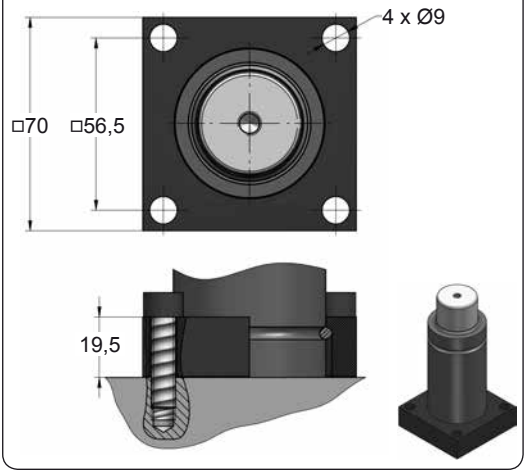

A34-050

ISO · VDI

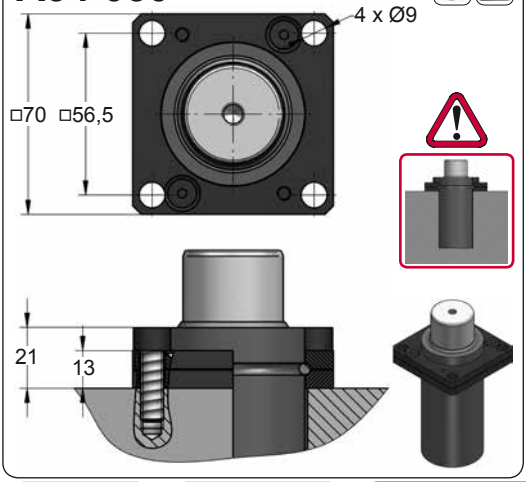

D02-050

VDI · E24.54.815.G · EM24.54.700/F

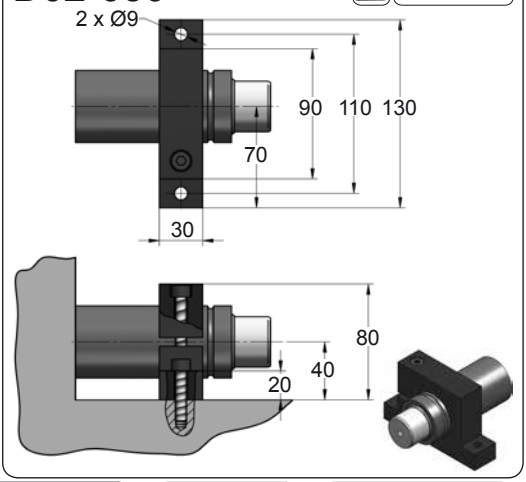







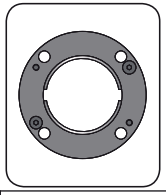

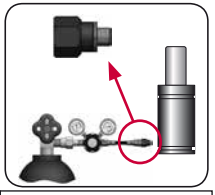

CODE		CS 1800 050	KIT XXXXXXX-S	A14-050	18 GA 5
ENG	ORDER	GAS SPRING	REPAIR KIT	FLANGE	CHARGING ADAPTER
DEU	BESTELLUNG	GASDRUCKFEDER	ERSATZTEILSATZ	FLANSCHE	LADEADAPTER
FRA	COMMANDE	RESSORT À GAZ	KIT DE RÉPARATION	BRIDE	RACCORD DE CHARGE
ITA	ORDINE	CILINDRO AD AZOTO	KIT DI MANUTENZIONE	FLANGE	ADATTATORE DI CARICO
ESP	PEDIDO	RESORTE DE GAS	KIT DE REPARACION	BRIDA	ADAPTADOR DE CARGA
POR	PEDIDO	CILINDRO DE GÁS	KIT DE MANUTENÇÃO	FLANGE	ADAPTADOR DE CARGA

CS 1800 V1

Power Compact Stroke

BMW B2 4006		PSA E24.54.815.G

AZOL GAS

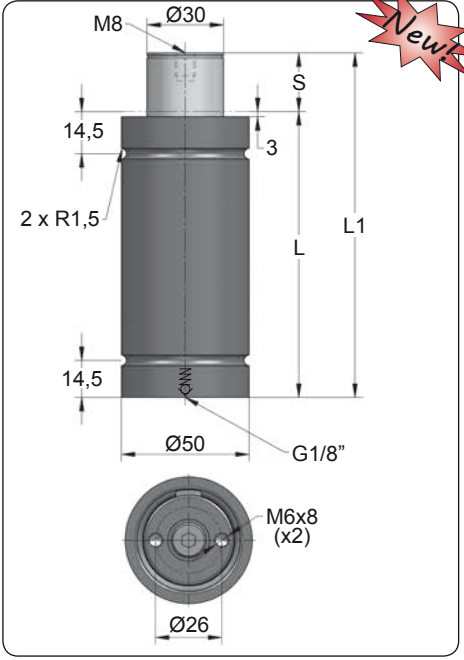

Newt

ORDER	S (mm)	L1 ±0,25 (mm)	L (mm)	Kg.
CS 1800 006 V1	6	66	60	0.70
CS 1800 010 V1	10	80	70	0.77
CS 1800 016 V1	16	106	90	0.91
CS 1800 025 V1	25	135	110	1.06
CS 1800 032 V1	32	162	130	1.20
CS 1800 040 V1	40	190	150	1.34
CS 1800 050 V1	50	220	170	1.50
CS 1800 065 V1	65	271	206	1.70

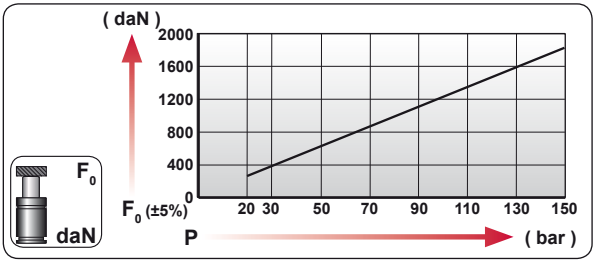

CODE		bar	psi	F0 daN	F1 daN
CS 1800 050 V1		150	2175	1885	3015
---------		---	---	---	---

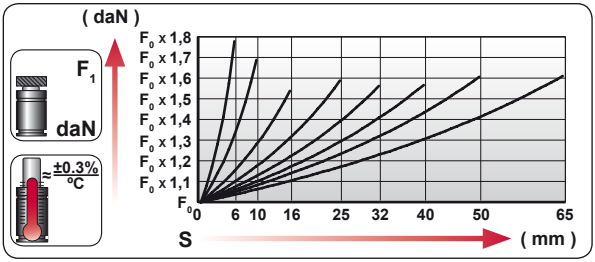

ENG	ORDER
DEU	BESTELLUNG
FRA	COMMANDE
ITA	ORDINE
ESP	PEDIDO
POR	PEDIDO



CS 1800 50

CS 1800 050 V1

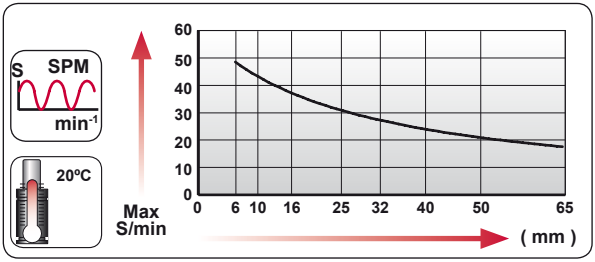



N_2	Smax < 90%	Vmax 0,5 m/s	bar psi 20 290	bar psi 150 2175	ºC ºF 0 32	ºC ºF 80 176	

AZOL GAS

CS 1800 V1 MOUNTS

Power Compact Stroke

A49-050

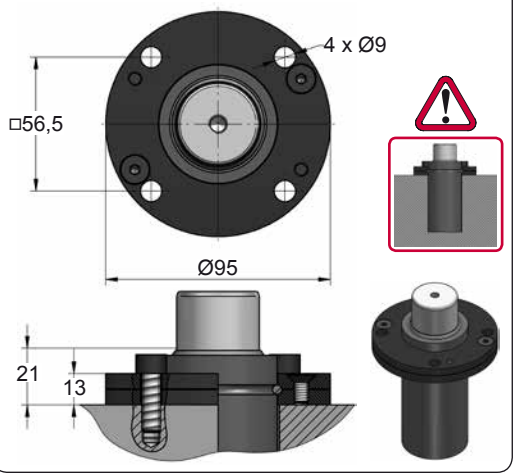

A54-050

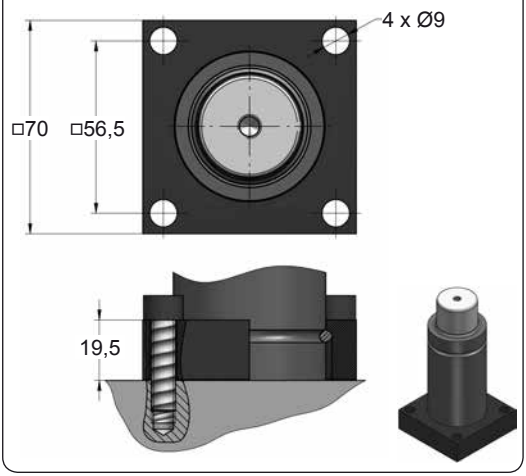

A59-050

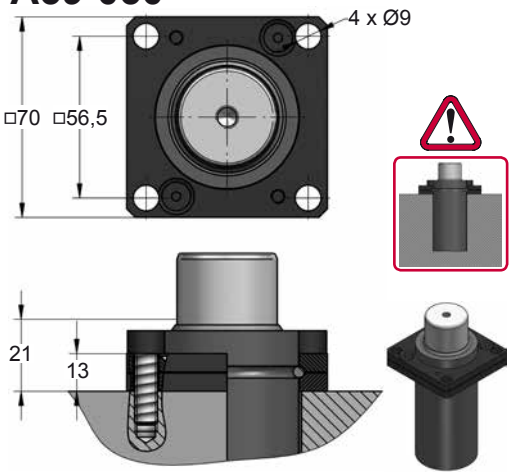

D02-050

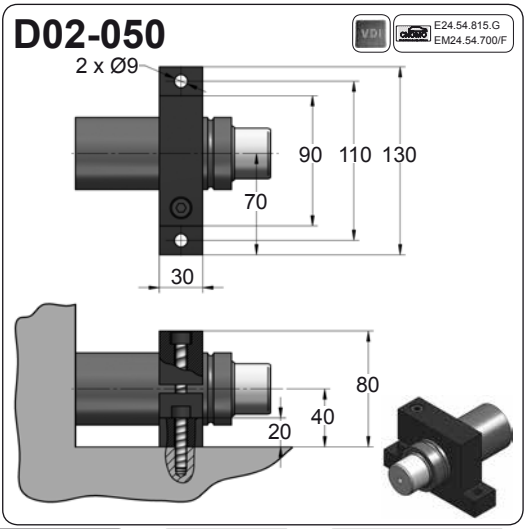







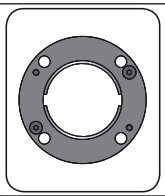

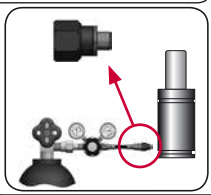

CODE		CS 1800 050 V1	KIT XXXXXXX-S	A49-050	18 GA 5
ENG	ORDER	GAS SPRING	REPAIR KIT	FLANGE	CHARGING ADAPTER
DEU	BESTELLUNG	GASDRUCKFEDER	ERSATZTEILSATZ	FLANSCHE	LADEADAPTER
FRA	COMMANDE	RESSORT À GAZ	KIT DE RÉPARATION	BRIDE	RACCORD DE CHARGE
ITA	ORDINE	CILINDRO AD AZOTO	KIT DI MANUTENZIONE	FLANGE	ADATTATORE DI CARICO
ESP	PEDIDO	RESORTE DE GAS	KIT DE REPARACION	BRIDA	ADAPTADOR DE CARGA
POR	PEDIDO	CILINDRO DE GÁS	KIT DE MANUTENÇÃO	FLANGE	ADAPTADOR DE CARGA

CSE 1800

Power Compact Stroke

AZOL GAS

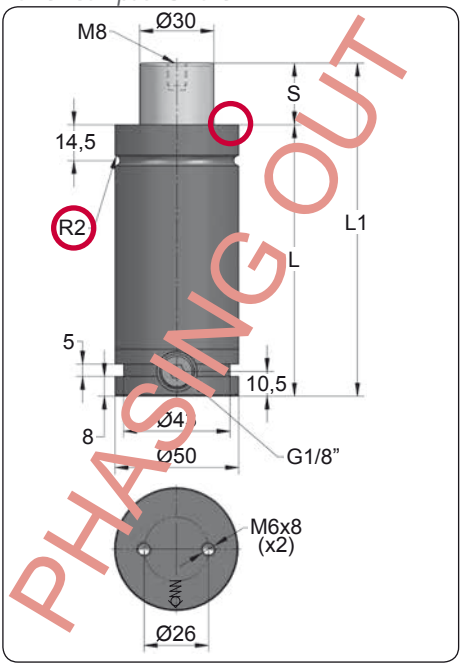

ORDER	S (mm)	L1 ±0,25 (mm)	L (mm)	Kg.
CSE 1800 006	6	66	60	0.81
CSE 1800 010	10	80	70	0.88
CSE 1800 016	16	106	90	1.02
CSE 1800 025	25	135	110	1.17
CSE 1800 032	32	162	130	1.31
CSE 1800 040	40	190	150	1.45
CSE 1800 050	50	220	170	1.60

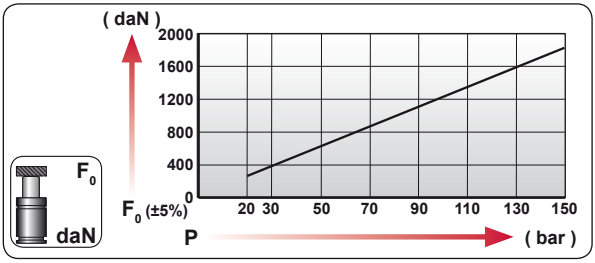

CODE	bar	psi	F0 daN	F1 daN
CSE 1800 050	150	2175	1885	3165
CSE-H 1800 050	0	0	---	---

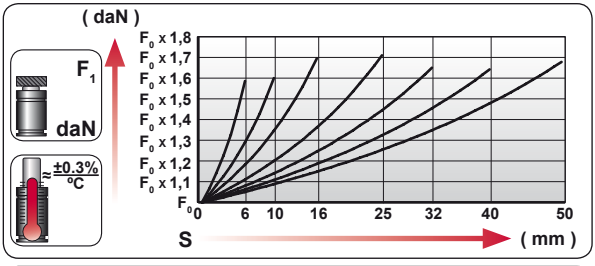

ENG	ORDER
DEU	BESTELLUNG
FRA	COMMANDE
ITA	ORDINE
ESP	PEDIDO
POR	PEDIDO

F0 daN — S mm

CSE 1800 50

CSE 1800 050

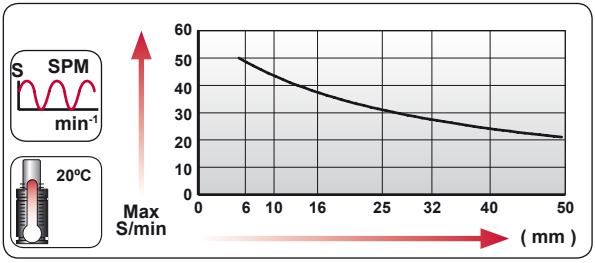



N_2	Smax < 90%	Vmax 0,5 m/s	bar psi 20 290	bar psi 150 2175	ºC ºF 0 32	ºC ºF 80 176	600 CP-

AZOL GAS

CSE 1800 MOUNTS

Power Compact Stroke

A14-050

ISO | E24.54.815.G EM24.54.700/F

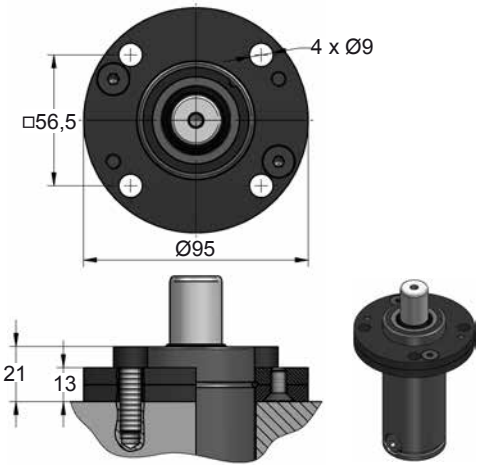

A34-050

E24.54.815.G

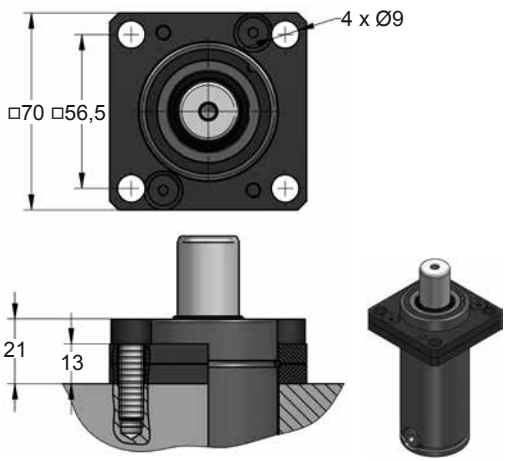

C20-050

ISO | VDI | E24.54.815.G EM24.54.700/F

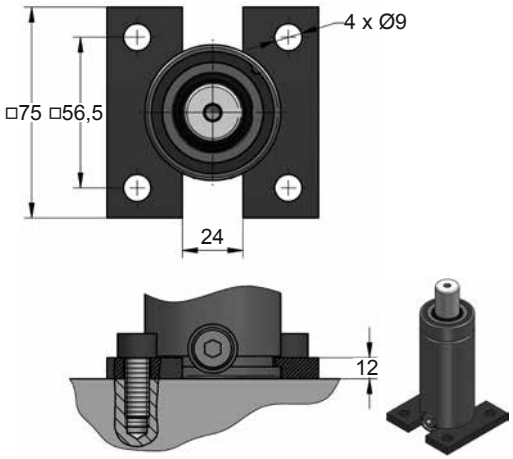

D02-050

ISO | E24.54.815.G EM24.54.700/F

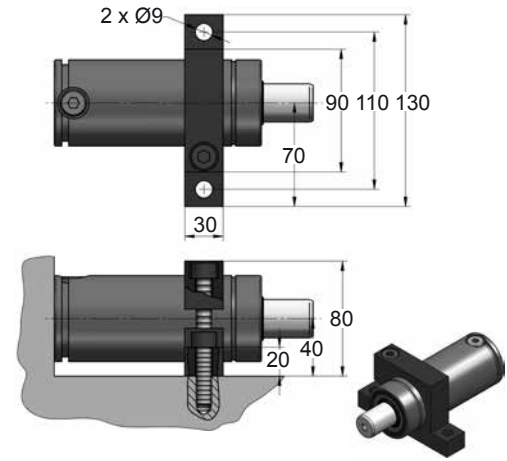







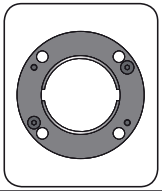

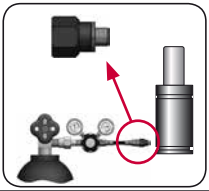

CODE		CSE 1800 050		A14-050	18 GA 5
ENG	ORDER	GAS SPRING	REPAIR KIT	FLANGE	CHARGING ADAPTER
DEU	BESTELLUNG	GASDRUCKFEDER	ERSATZTEILSATZ	FLANSCHE	LADEADAPTER
FRA	COMMANDE	RESSORT À GAZ	KIT DE RÉPARATION	BRIDE	RACCORD DE CHARGE
ITA	ORDINE	CILINDRO AD AZOTO	KIT DI MANUTENZIONE	FLANGE	ADATTATORE DI CARICO
ESP	PEDIDO	RESORTE DE GAS	KIT DE REPARACION	BRIDA	ADAPTADOR DE CARGA
POR	PEDIDO	CILINDRO DE GÁS	KIT DE MANUTENÇÃO	FLANGE	ADAPTADOR DE CARGA

CSE 1800 V1

Power Compact Stroke

AZOL GAS

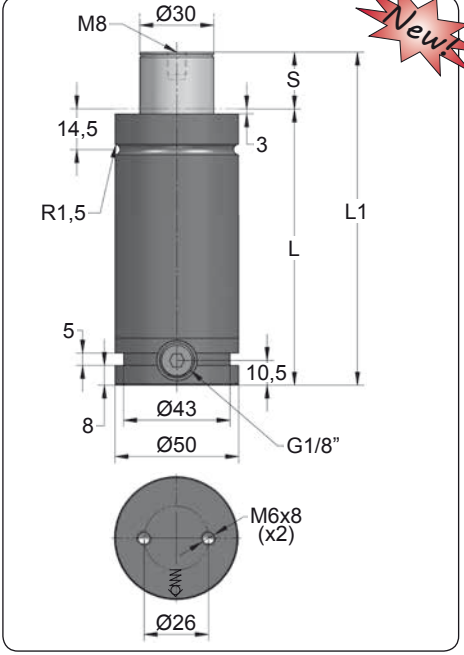

Newt

ORDER	S (mm)	L1 ±0,25 (mm)	L (mm)	Kg.
CSE 1800 006 V1	6	66	60	0.81
CSE 1800 010 V1	10	80	70	0.88
CSE 1800 016 V1	16	106	90	1.02
CSE 1800 025 V1	25	135	110	1.17
CSE 1800 032 V1	32	162	130	1.31
CSE 1800 040 V1	40	190	150	1.45
CSE 1800 050 V1	50	220	170	1.60

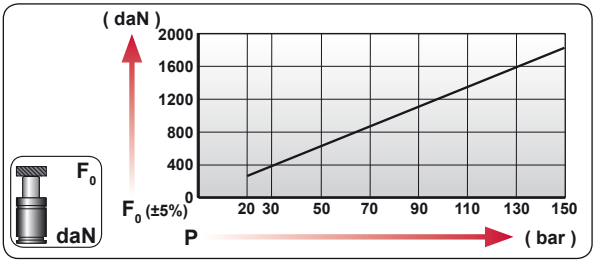

CODE	bar	psi	F0 daN	F1 daN
CSE 1800 050 V1	150	2175	1885	3165
CSE-H 1800 050 V1	0	0	---	---

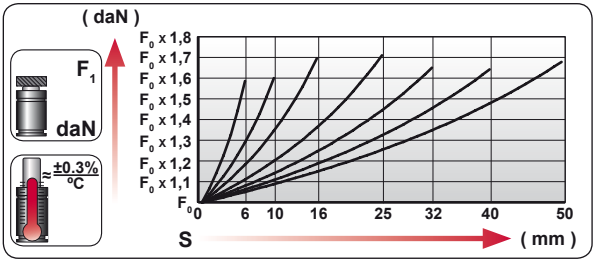

ENG	ORDER
DEU	BESTELLUNG
FRA	COMMANDE
ITA	ORDINE
ESP	PEDIDO
POR	PEDIDO

F0 daN S mm

CSE 1800 50

CSE 1800 050 V1

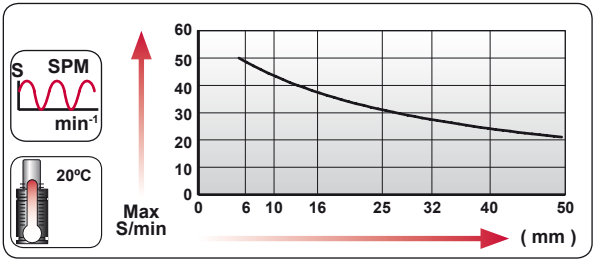



N_2	Smax < 90%	Vmax 0,5 m/s	bar psi 20 290	bar psi 150 2175	ºC ºF 0 32	ºC ºF 80 176	600 CP-

AZOL GAS

CSE 1800 V1 MOUNTS

Power Compact Stroke

A49-050

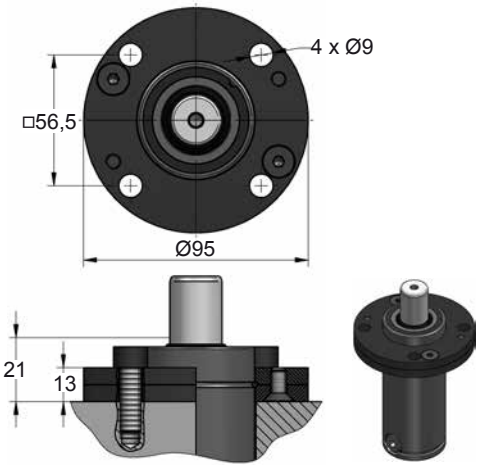

A59-050

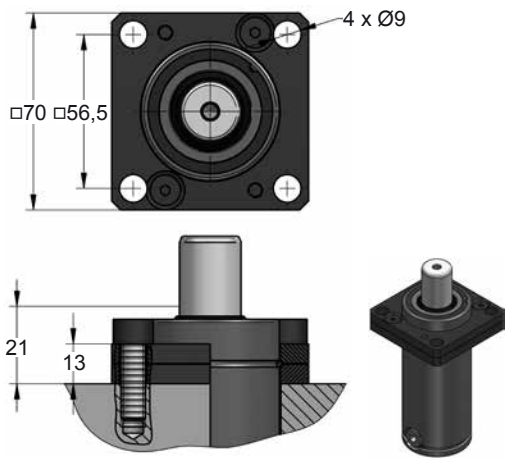

C20-050

ISO VDI E24.54.815.G EM24.54.700/F

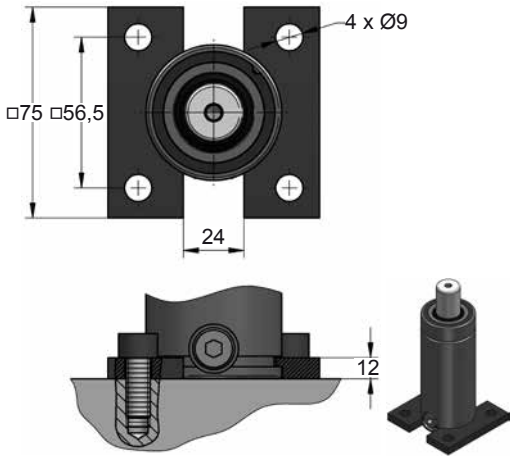

D02-050

ISO E24.54.815.G EM24.54.700/F

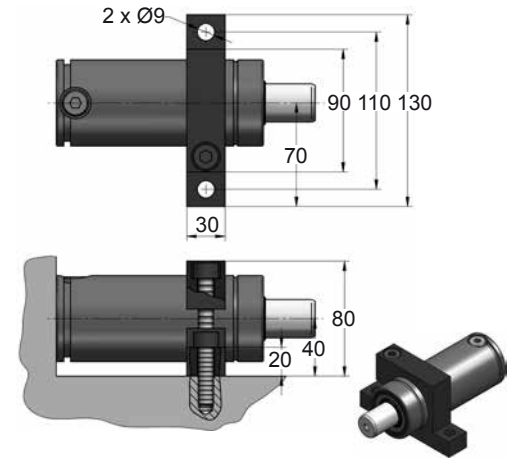







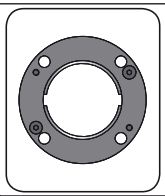

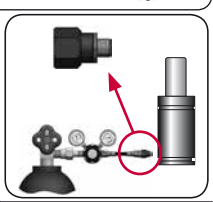

CODE		CSE 1800 050 V1		A49-050	18 GA 5
ENG	ORDER	GAS SPRING	REPAIR KIT	FLANGE	CHARGING ADAPTER
DEU	BESTELLUNG	GASDRUCKFEDER	ERSATZTEILSATZ	FLANSCHE	LADEADAPTER
FRA	COMMANDE	RESSORT À GAZ	KIT DE RÉPARATION	BRIDE	RACCORD DE CHARGE
ITA	ORDINE	CILINDRO AD AZOTO	KIT DI MANUTENZIONE	FLANGE	ADATTATORE DI CARICO
ESP	PEDIDO	RESORTE DE GAS	KIT DE REPARACION	BRIDA	ADAPTADOR DE CARGA
POR	PEDIDO	CILINDRO DE GÁS	KIT DE MANUTENÇÃO	FLANGE	ADAPTADOR DE CARGA

CS 3000 V1

Power Compact Stroke

AZOL GAS

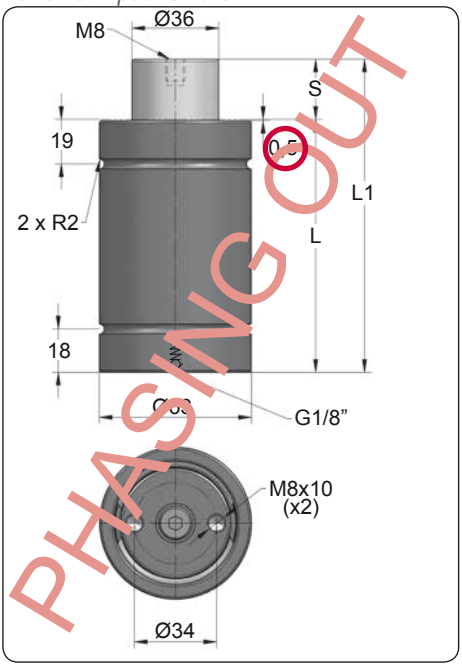

PHASING OUT

ORDER	S (mm)	L1 ±0,25 (mm)	L (mm)	Kg.
CS 3000 010 V1	10	85	75	1.32
CS 3000 016 V1	16	103	87	1.47
CS 3000 025 V1	25	130	105	1.69
CS 3000 032 V1	32	150	118	1.85
CS 3000 040 V1	40	175	135	2.05
CS 3000 050 V1	50	205	155	2.30

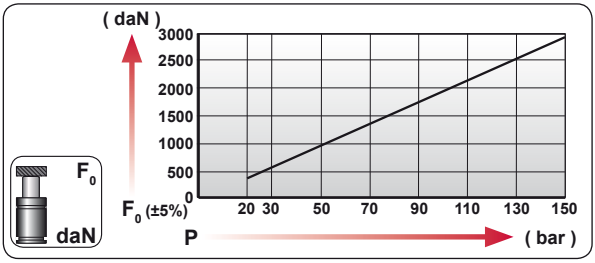

CODE	bar	psi	F_0 daN	F_1 daN
CS 3000 050 V1	150	2175	2945	5385
---------	---	---	---	---

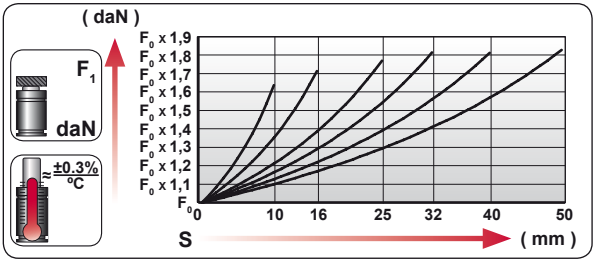

ENG	ORDER
DEU	BESTELLUNG
FRA	COMMANDE
ITA	ORDINE
ESP	PEDIDO
POR	PEDIDO

F_0 daN — S mm

CS 3000 50

CS 3000 050 V1

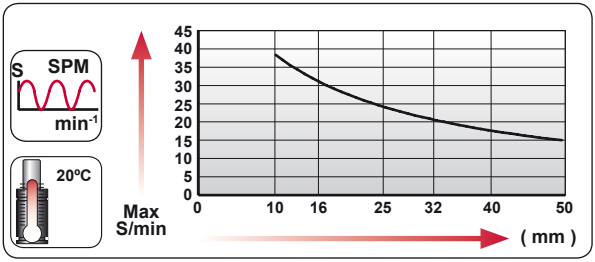

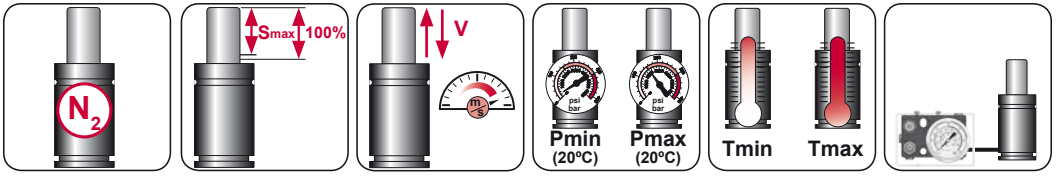

N_2	Smax < 90%	Vmax 0,5 m/s	bar psi 20 290	bar psi 150 2175	ºC ºF 0 32	ºC ºF 80 176

AZOL GAS

CS 3000 V1 MOUNTS

Power Compact Stroke

A14-063

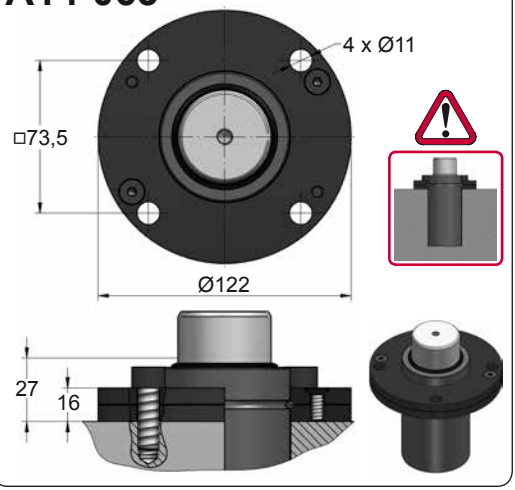

A39-063

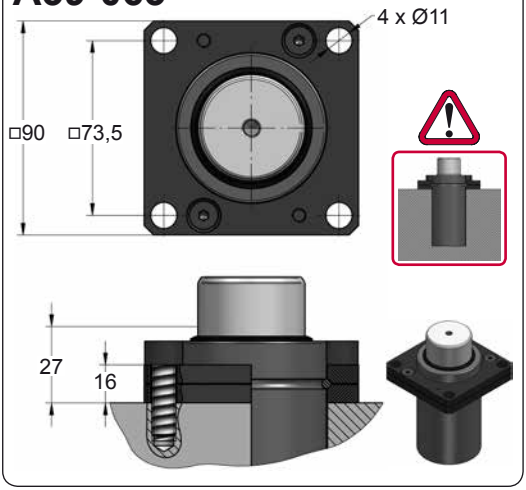

A69-063

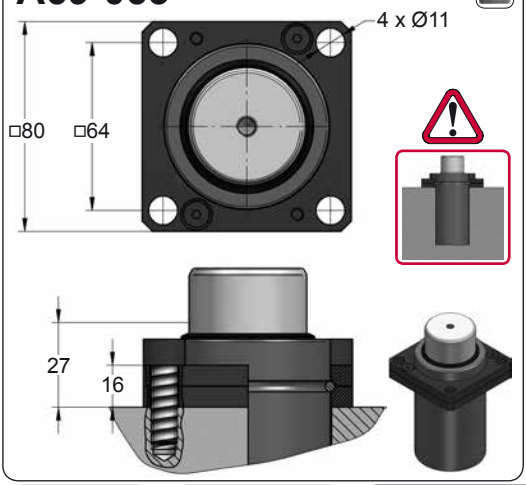

D02-063

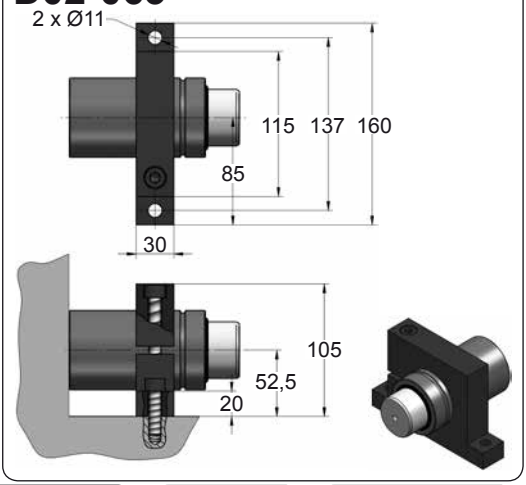







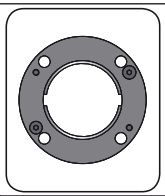

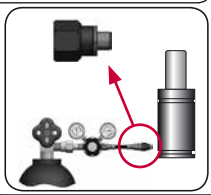

CODE		CS 3000 050 V1	KIT XXXXXXX-S	A14-063	18 GA 5
ENG	ORDER	GAS SPRING	REPAIR KIT	FLANGE	CHARGING ADAPTER
DEU	BESTELLUNG	GASDRUCKFEDER	ERSATZTEILSATZ	FLANSCHE	LADEADAPTER
FRA	COMMANDE	RESSORT À GAZ	KIT DE RÉPARATION	BRIDE	RACCORD DE CHARGE
ITA	ORDINE	CILINDRO AD AZOTO	KIT DI MANUTENZIONE	FLANGE	ADATTATORE DI CARICO
ESP	PEDIDO	RESORTE DE GAS	KIT DE REPARACION	BRIDA	ADAPTADOR DE CARGA
POR	PEDIDO	CILINDRO DE GÁS	KIT DE MANUTENÇÃO	FLANGE	ADAPTADOR DE CARGA

CS 3000 V2

Power Compact Stroke

AZOL GAS

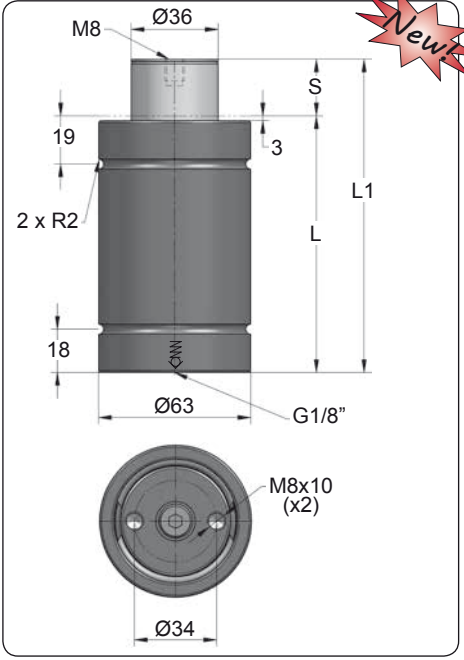

Newt

ORDER	S (mm)	L1 ±0,25 (mm)	L (mm)	Kg.
CS 3000 010 V2	10	85	75	1.32
CS 3000 016 V2	16	103	87	1.47
CS 3000 025 V2	25	130	105	1.69
CS 3000 032 V2	32	150	118	1.85
CS 3000 040 V2	40	175	135	2.05
CS 3000 050 V2	50	205	155	2.30
CS 3000 065 V2	65	256	191	2.62

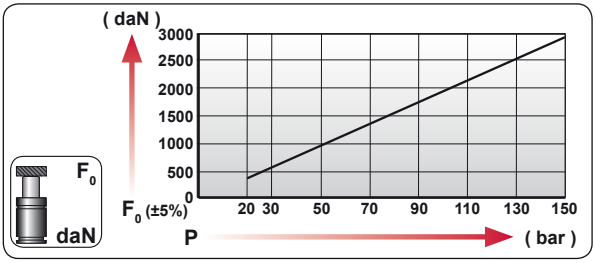

CODE		bar	psi	F_0 daN	F_1 daN
CS 3000 050 V2		150	2175	2945	5385
---------		---	---	---	---

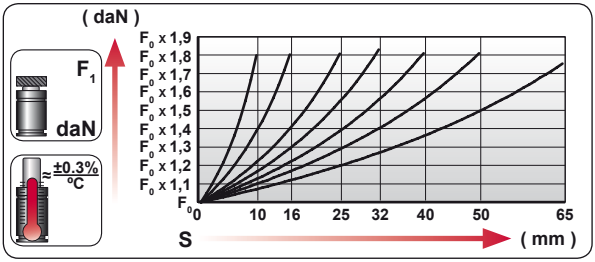

ENG	ORDER
DEU	BESTELLUNG
FRA	COMMANDE
ITA	ORDINE
ESP	PEDIDO
POR	PEDIDO

F_0 daN — S mm

CS 3000 50

CS 3000 050 V2

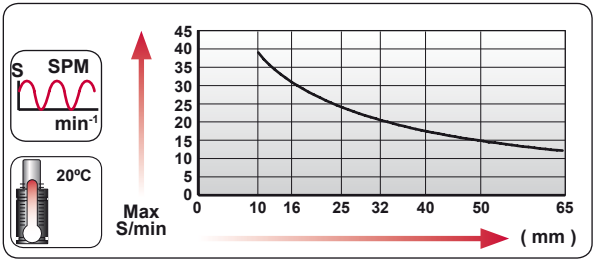



N_2	Smax < 90%	Vmax 0,5 m/s	bar psi 20 290	bar psi 150 2175	ºC ºF 0 32	ºC ºF 80 176	

AZOL GAS

CS 3000 V2 MOUNTS

Power Compact Stroke

A14-063

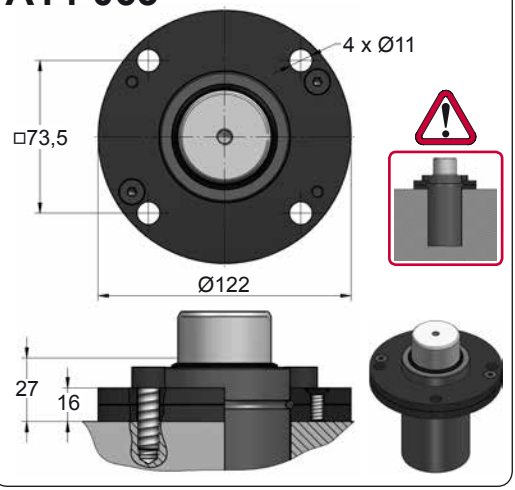

A39-063

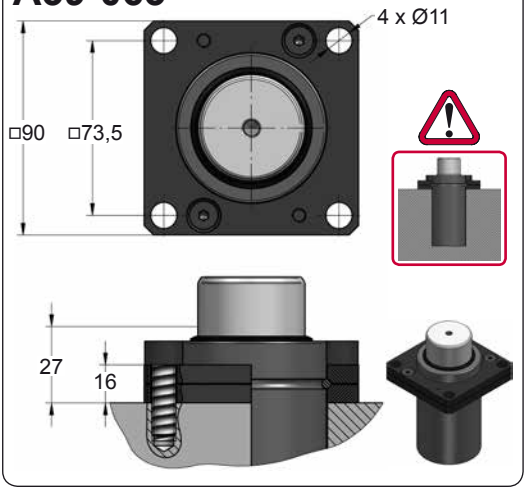

A69-063

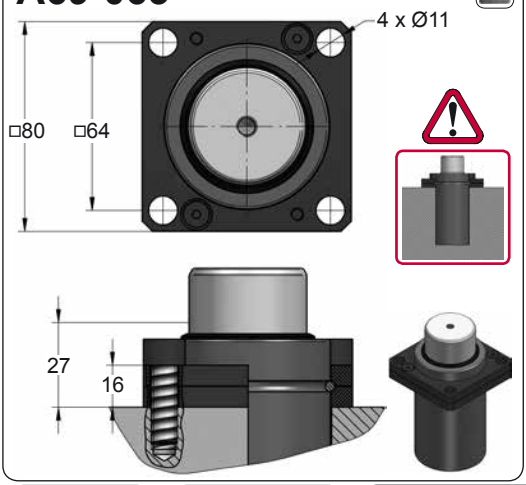

D02-063

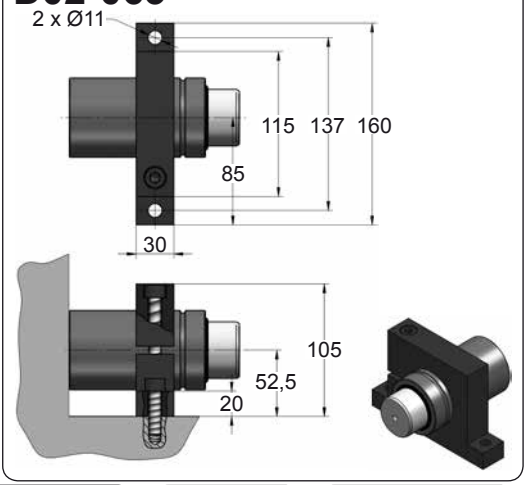







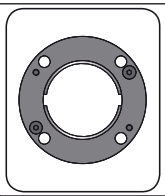

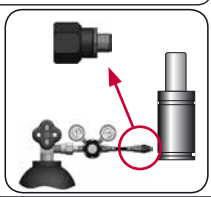

CODE		CS 3000 050 V2	KIT XXXXXXX-S	A14-063	18 GA 5
ENG	ORDER	GAS SPRING	REPAIR KIT	FLANGE	CHARGING ADAPTER
DEU	BESTELLUNG	GASDRUCKFEDER	ERSATZTEILSATZ	FLANSCHE	LADEADAPTER
FRA	COMMANDE	RESSORT À GAZ	KIT DE RÉPARATION	BRIDE	RACCORD DE CHARGE
ITA	ORDINE	CILINDRO AD AZOTO	KIT DI MANUTENZIONE	FLANGE	ADATTATORE DI CARICO
ESP	PEDIDO	RESORTE DE GAS	KIT DE REPARACION	BRIDA	ADAPTADOR DE CARGA
POR	PEDIDO	CILINDRO DE GÁS	KIT DE MANUTENÇÃO	FLANGE	ADAPTADOR DE CARGA

CSE 3000 V1

Power Compact Stroke

AZOL GAS

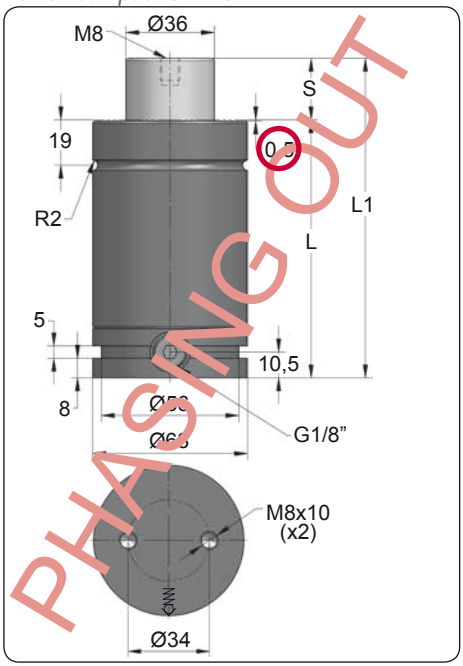

ORDER	S (mm)	L1 ±0,25 (mm)	L (mm)	Kg.
CSE 3000 010 V1	10	85	75	1.52
CSE 3000 016 V1	16	103	87	1.67
CSE 3000 025 V1	25	130	105	1.88
CSE 3000 032 V1	32	150	118	2.05
CSE 3000 040 V1	40	175	135	2.25
CSE 3000 050 V1	50	205	155	2.49

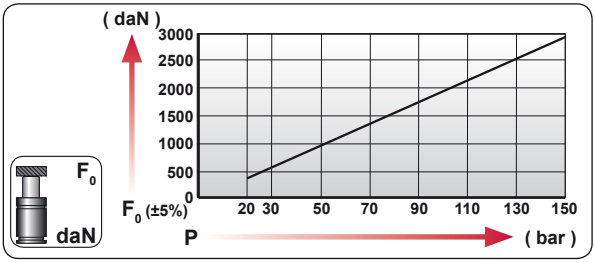

CODE	bar	psi	F_0 daN	F_1 daN
CSE 3000 050 V1	150	2175	2945	5940
CSE-H 3000 050 V1	0	0	---	---

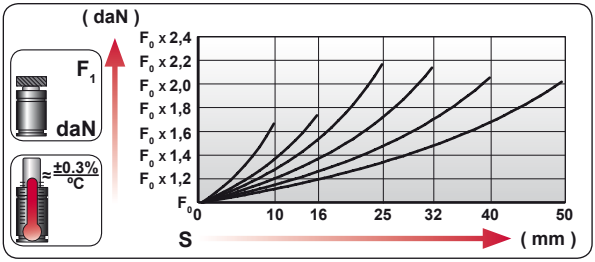

ENG	ORDER
DEU	BESTELLUNG
FRA	COMMANDE
ITA	ORDINE
ESP	PEDIDO
POR	PEDIDO



CSE 3000 50

CSE 3000 050 V1

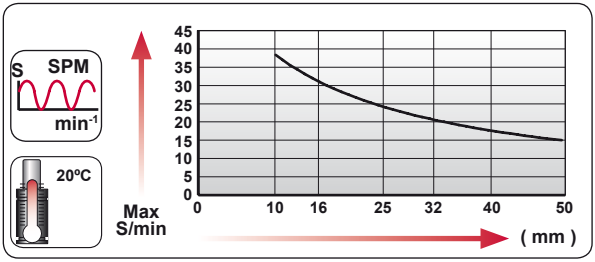



N_2	Smax < 90%	Vmax 0,5 m/s	bar psi 20 290	bar psi 150 2175	ºC ºF 0 32	ºC ºF 80 176	600 CP-

AZOL GAS

CSE 3000 V1 MOUNTS

Power Compact Stroke

A14-063

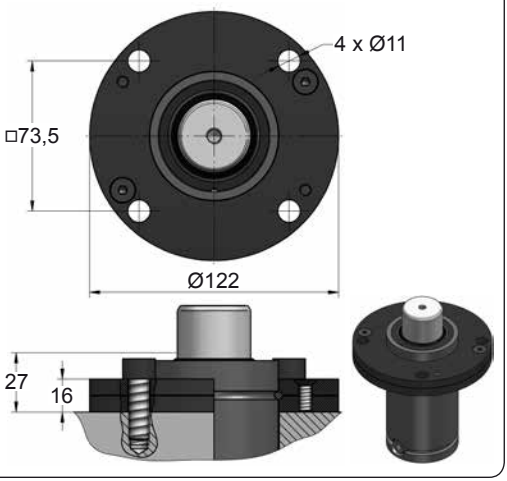

A69-063

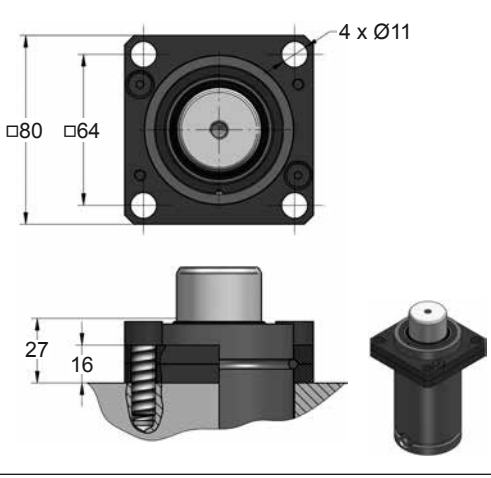

C35-063

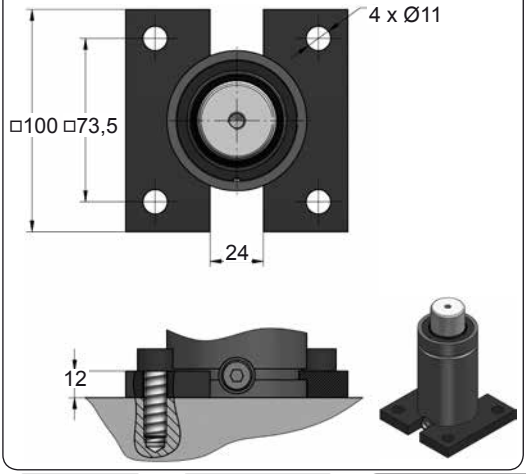

D02-063

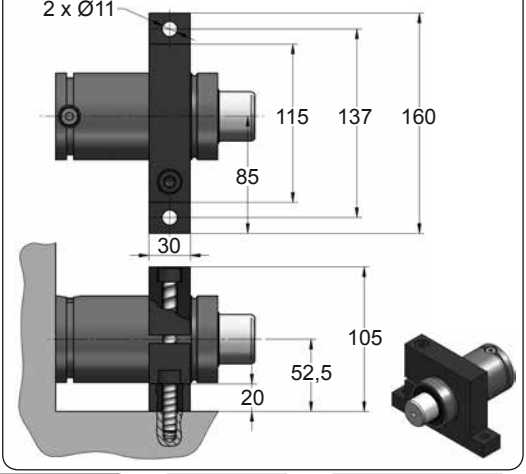







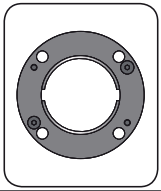

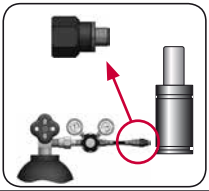

CODE		CSE 3000 050 V1		A14-063	18 GA 5
ENG	ORDER	GAS SPRING	REPAIR KIT	FLANGE	CHARGING ADAPTER
DEU	BESTELLUNG	GASDRUCKFEDER	ERSATZTEILSATZ	FLANSCHE	LADEADAPTER
FRA	COMMANDE	RESSORT À GAZ	KIT DE RÉPARATION	BRIDE	RACCORD DE CHARGE
ITA	ORDINE	CILINDRO AD AZOTO	KIT DI MANUTENZIONE	FLANGE	ADATTATORE DI CARICO
ESP	PEDIDO	RESORTE DE GAS	KIT DE REPARACION	BRIDA	ADAPTADOR DE CARGA
POR	PEDIDO	CILINDRO DE GÁS	KIT DE MANUTENÇÃO	FLANGE	ADAPTADOR DE CARGA

CSE 3000 V2

Power Compact Stroke

AZOL GAS

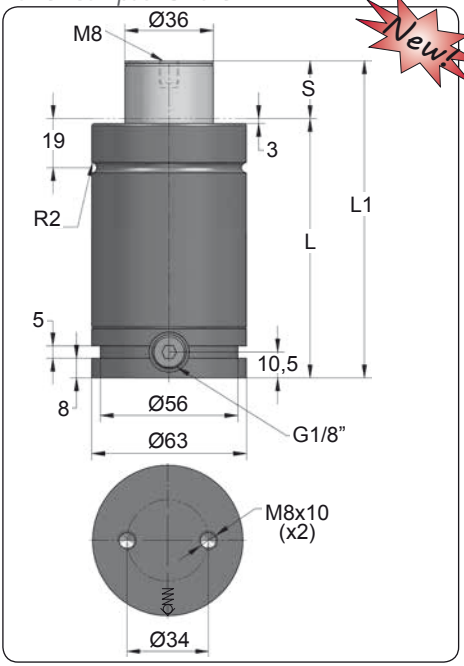

Newt

ORDER	S (mm)	L1 ±0,25 (mm)	L (mm)	Kg.
CSE 3000 010 V2	10	85	75	1.52
CSE 3000 016 V2	16	103	87	1.67
CSE 3000 025 V2	25	130	105	1.88
CSE 3000 032 V2	32	150	118	2.05
CSE 3000 040 V2	40	175	135	2.25
CSE 3000 050 V2	50	205	155	2.49

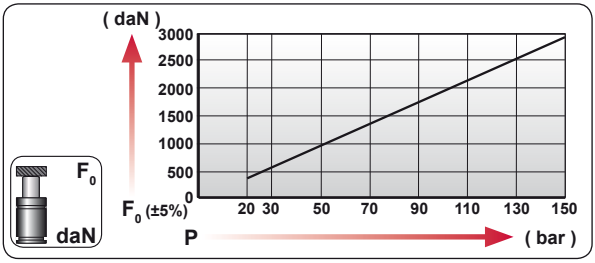

CODE	bar	psi	F0 daN	F1 daN
CSE 3000 050 V2	150	2175	2945	5940
CSE-H 3000 050 V2	0	0	---	---

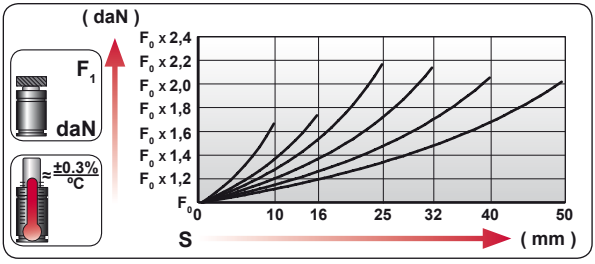

ENG	ORDER
DEU	BESTELLUNG
FRA	COMMANDE
ITA	ORDINE
ESP	PEDIDO
POR	PEDIDO

F0 daN — S mm

CSE 3000 50

CSE 3000 050 V2

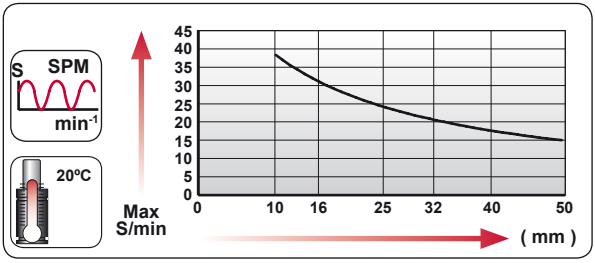



N_2	Smax < 90%	Vmax 0,5 m/s	bar psi 20 290	bar psi 150 2175	ºC ºF 0 32	ºC ºF 80 176	600 CP-

AZOL GAS

CSE 3000 V2 MOUNTS

Power Compact Stroke

A14-063

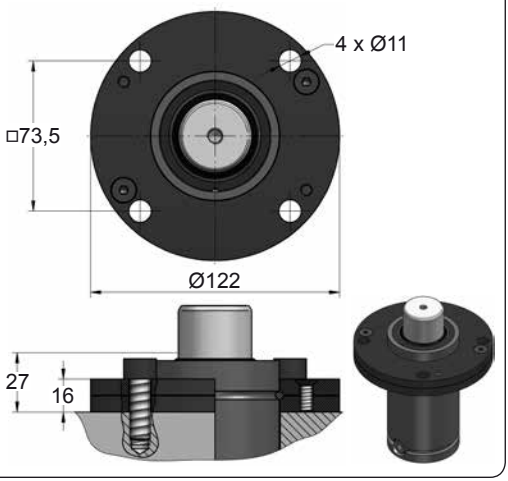

A69-063

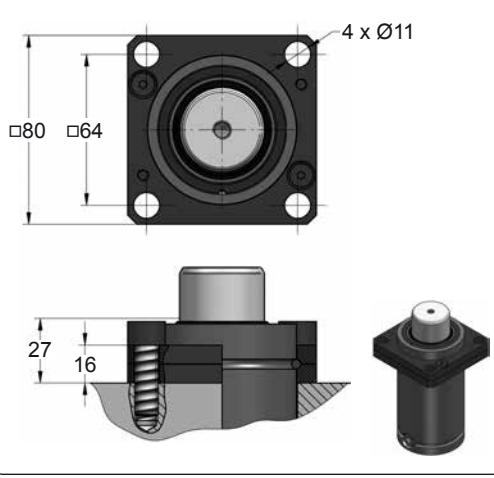

C35-063

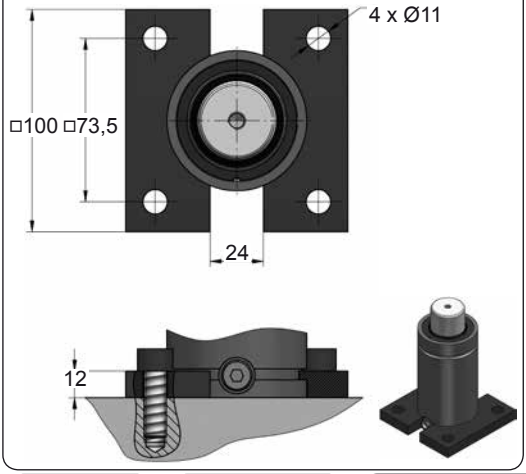

D02-063

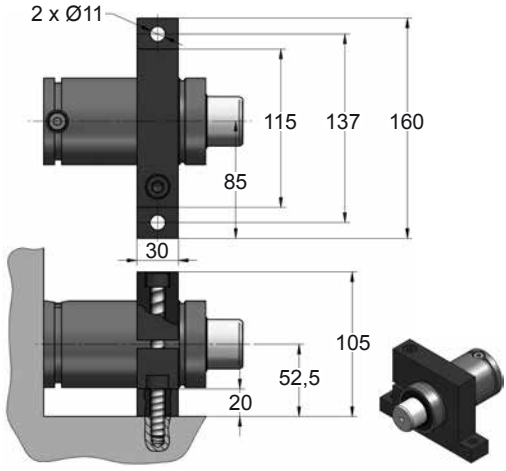







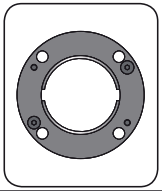

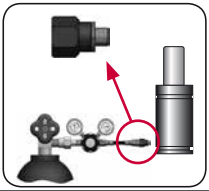

CODE		CSE 3000 050 V2		A14-063	18 GA 5
ENG	ORDER	GAS SPRING	REPAIR KIT	FLANGE	CHARGING ADAPTER
DEU	BESTELLUNG	GASDRUCKFEDER	ERSATZTEILSATZ	FLANSCHE	LADEADAPTER
FRA	COMMANDE	RESSORT À GAZ	KIT DE RÉPARATION	BRIDE	RACCORD DE CHARGE
ITA	ORDINE	CILINDRO AD AZOTO	KIT DI MANUTENZIONE	FLANGE	ADATTATORE DI CARICO
ESP	PEDIDO	RESORTE DE GAS	KIT DE REPARACION	BRIDA	ADAPTADOR DE CARGA
POR	PEDIDO	CILINDRO DE GÁS	KIT DE MANUTENÇÃO	FLANGE	ADAPTADOR DE CARGA

CS 4700

Power Compact Stroke

AZOL GAS

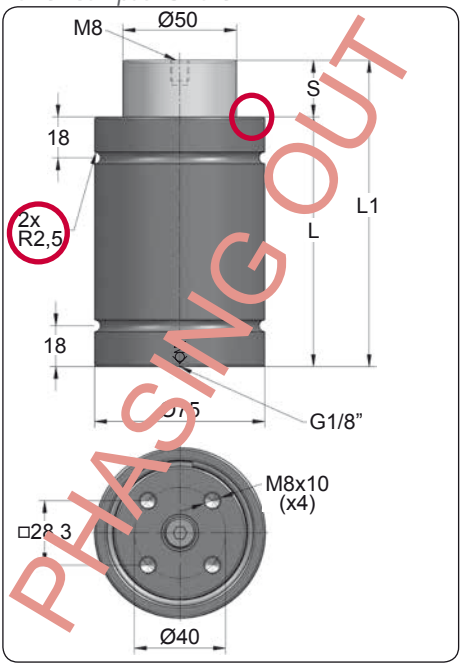

ORDER	S (mm)	L1 ±0,25 (mm)	L (mm)	Kg.
CS 4700 010	10	80	70	1.66
CS 4700 016	16	106	90	1.95
CS 4700 025	25	135	110	2.21
CS 4700 032	32	167	135	2.54
CS 4700 040	40	200	160	2.86
CS 4700 050	50	240	190	3.27

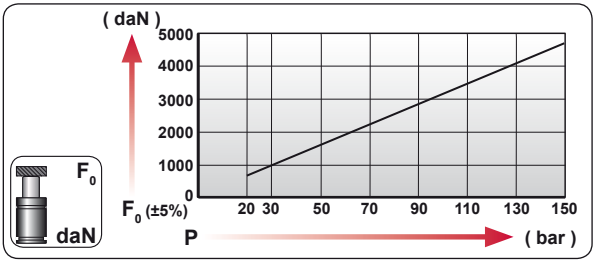

CODE	bar	psi	F0 daN	F1 daN
CS 4700 050	150	2175	4675	6885
---------	---	---	---	---

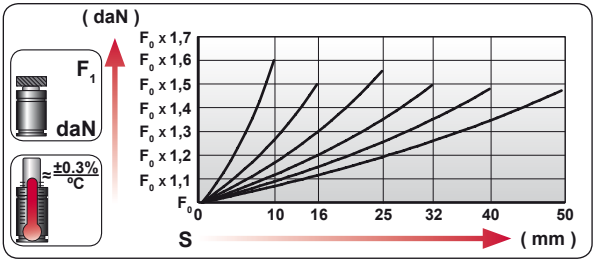

	ENG	ORDER
	DEU	BESTELLUNG
	FRA	COMMANDE
	ITA	ORDINE
	ESP	PEDIDO
	POR	PEDIDO

F0 daN — S mm

CS 4700 50

CS 4700 050

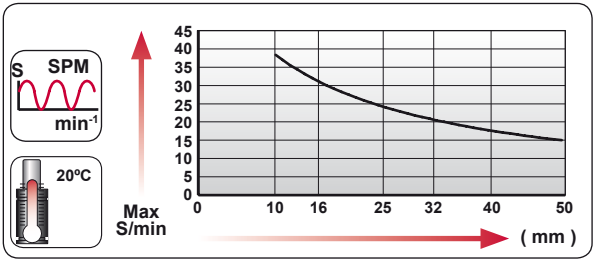



N_2	Smax < 90%	Vmax 0,5 m/s	bar psi 20 290	bar psi 150 2175	°C °F 0 32	°C °F 80 176

AZOL GAS

CS 4700 MOUNTS

Power Compact Stroke

A14-075

E24.54.815.G
EM24.54.700/F

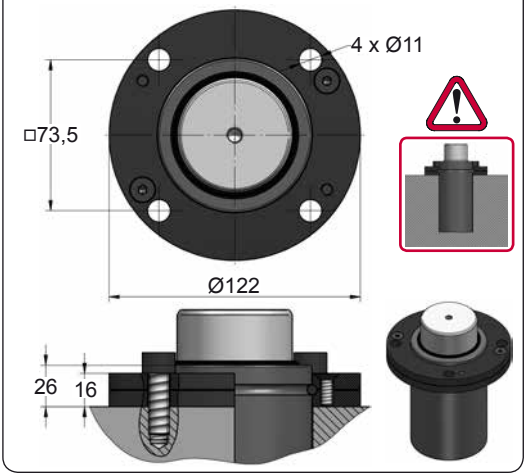

A19-075

E24.54.815.G

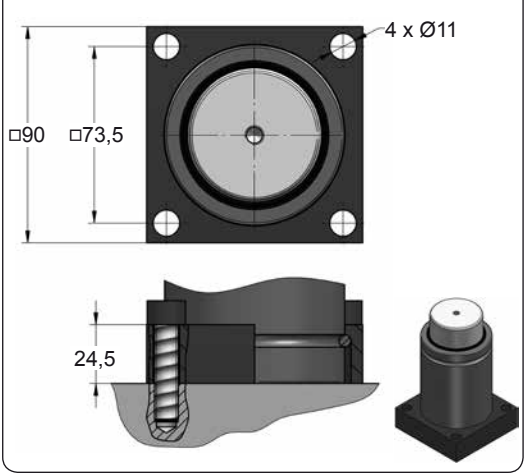

A34-075

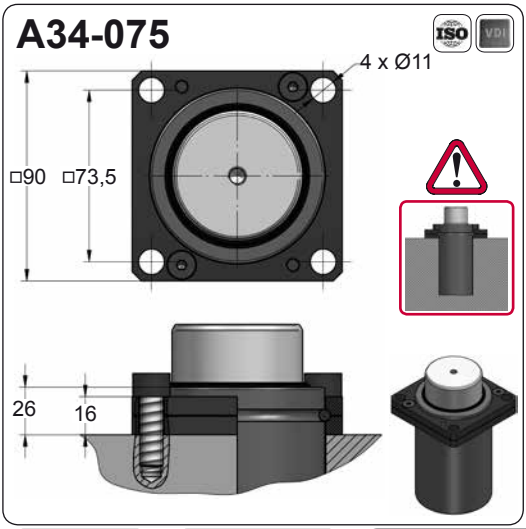

D02-075

E24.54.815.G
EM24.54.700/F

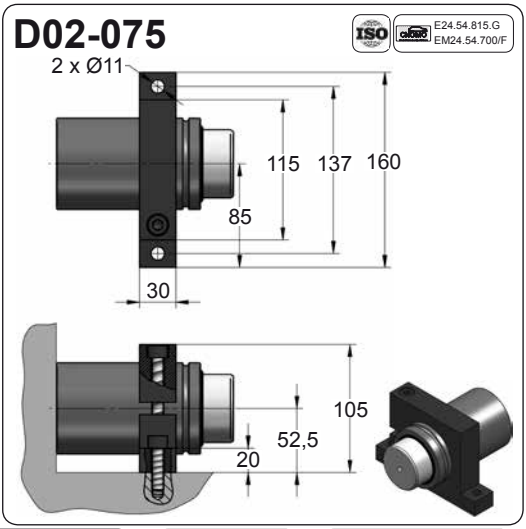







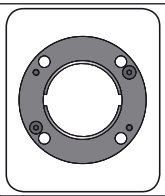

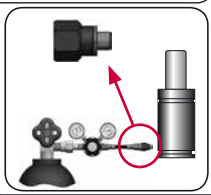

CODE		CS 4700 050	KIT XXXXXXX-S	A14-075	18 GA 5
ENG	ORDER	GAS SPRING	REPAIR KIT	FLANGE	CHARGING ADAPTER
DEU	BESTELLUNG	GASDRUCKFEDER	ERSATZTEILSATZ	FLANSCHE	LADEADAPTER
FRA	COMMANDE	RESSORT À GAZ	KIT DE RÉPARATION	BRIDE	RACCORD DE CHARGE
ITA	ORDINE	CILINDRO AD AZOTO	KIT DI MANUTENZIONE	FLANGE	ADATTATORE DI CARICO
ESP	PEDIDO	RESORTE DE GAS	KIT DE REPARACION	BRIDA	ADAPTADOR DE CARGA
POR	PEDIDO	CILINDRO DE GÁS	KIT DE MANUTENÇÃO	FLANGE	ADAPTADOR DE CARGA

CS 4700 V1

Power Compact Stroke

BMW B2 4006		PSA E24.54.815.G

AZOL GAS

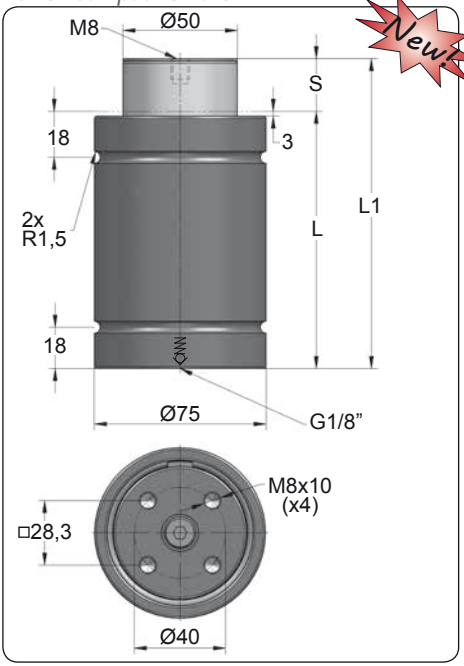

Newt

ORDER	S (mm)	L1 ±0,25 (mm)	L (mm)	Kg.
CS 4700 010 V1	10	80	70	1.66
CS 4700 016 V1	16	106	90	1.95
CS 4700 025 V1	25	135	110	2.21
CS 4700 032 V1	32	167	135	2.54
CS 4700 040 V1	40	200	160	2.86
CS 4700 050 V1	50	240	190	3.27
CS 4700 065 V1	65	273	208	3.42

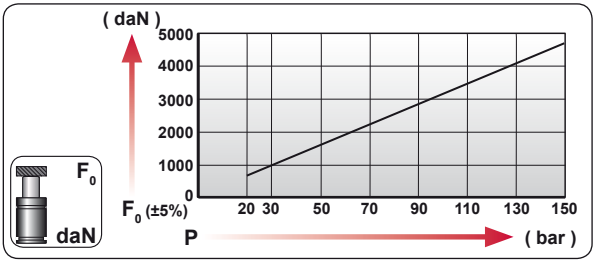

CODE	bar	psi	F0 daN	F1 daN
CS 4700 050 V1	150	2175	4675	6885
---------	---	---	---	---

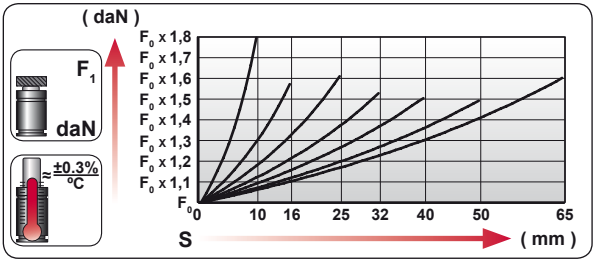

ENG	ORDER
DEU	BESTELLUNG
FRA	COMMANDE
ITA	ORDINE
ESP	PEDIDO
POR	PEDIDO

F0 daN — S mm

CS 4700 50

CS 4700 050 V1

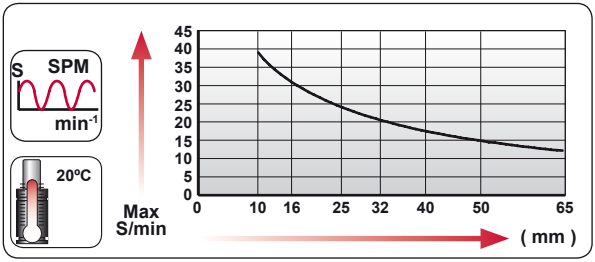



N_2	Smax < 90%	Vmax 0,5 m/s	bar psi 20 290	bar psi 150 2175	ºC ºF 0 32	ºC ºF 80 176	

AZOL GAS

CS 4700 V1 MOUNTS

Power Compact Stroke

A49-075

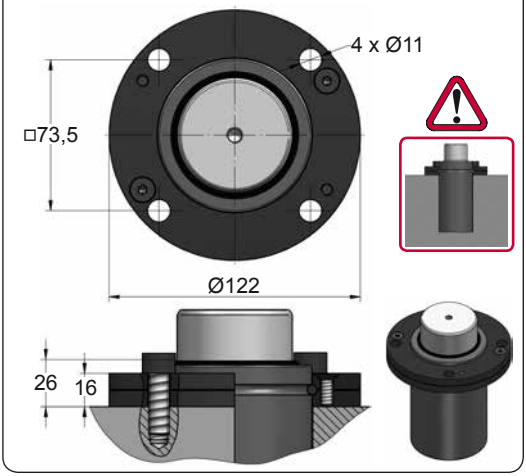

A54-075

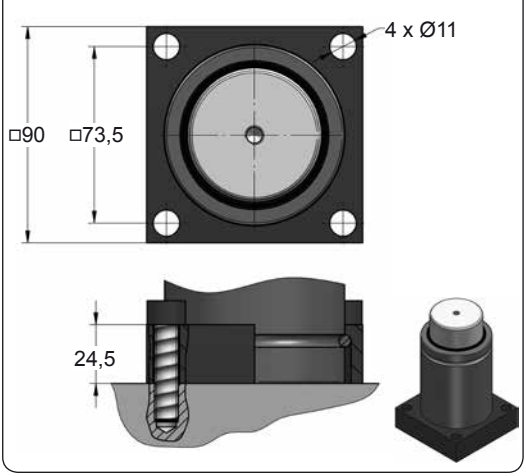

A59-075

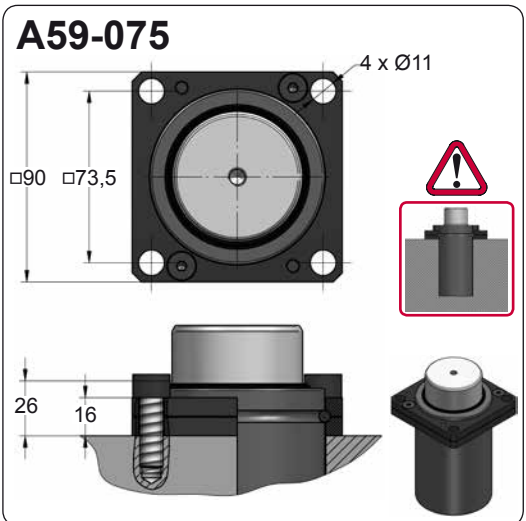

D02-075

ISO E24.54.815.G EM24.54.700/F

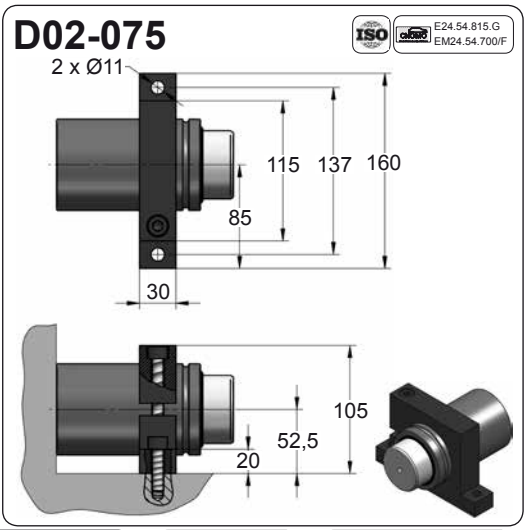







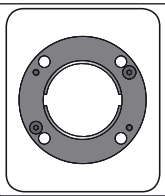

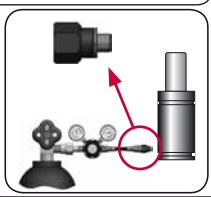

CODE		CS 4700 050 V1	KIT XXXXXXX-S	A49-075	18 GA 5
ENG	ORDER	GAS SPRING	REPAIR KIT	FLANGE	CHARGING ADAPTER
DEU	BESTELLUNG	GASDRUCKFEDER	ERSATZTEILSATZ	FLANSCHE	LADEADAPTER
FRA	COMMANDE	RESSORT À GAZ	KIT DE RÉPARATION	BRIDE	RACCORD DE CHARGE
ITA	ORDINE	CILINDRO AD AZOTO	KIT DI MANUTENZIONE	FLANGE	ADATTATORE DI CARICO
ESP	PEDIDO	RESORTE DE GAS	KIT DE REPARACION	BRIDA	ADAPTADOR DE CARGA
POR	PEDIDO	CILINDRO DE GÁS	KIT DE MANUTENÇÃO	FLANGE	ADAPTADOR DE CARGA

CSE 4700

Power Compact Stroke

AZOL GAS

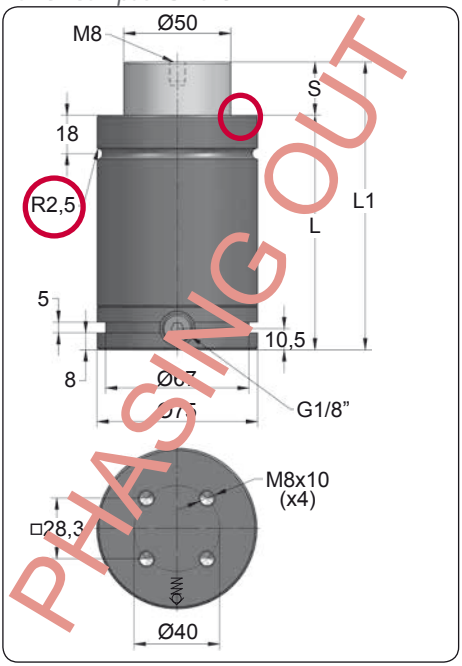

ORDER	S (mm)	L1 ±0,25 (mm)	L (mm)	Kg.
CSE 4700 010	10	80	70	1.88
CSE 4700 016	16	106	90	2.14
CSE 4700 025	25	135	110	2.43
CSE 4700 032	32	167	135	2.75
CSE 4700 040	40	200	160	3.08
CSE 4700 050	50	240	190	3.49

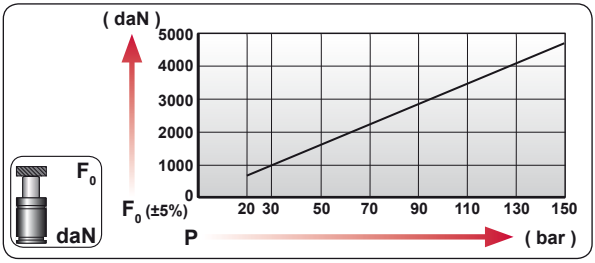

CODE	bar	psi	F0 daN	F1 daN
CSE 4700 050	150	2175	4675	7005
CSE-H 4700 050	0	0	---	---

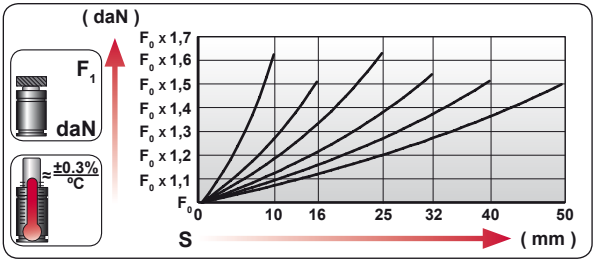

ENG	ORDER
DEU	BESTELLUNG
FRA	COMMANDE
ITA	ORDINE
ESP	PEDIDO
POR	PEDIDO

F0 daN — S mm

CSE 4700 50

CSE 4700 050

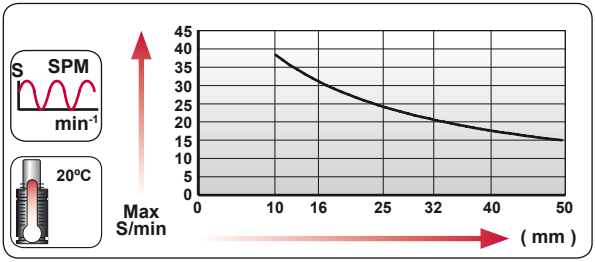



N_2	Smax < 90%	Vmax 0,5 m/s	bar psi 20 290	bar psi 150 2175	ºC ºF 0 32	ºC ºF 80 176	600 CP-

AZOL GAS

CSE 4700 MOUNTS

Power Compact Stroke

A14-075

ISO E24.54.815.G EM24.54.700/F

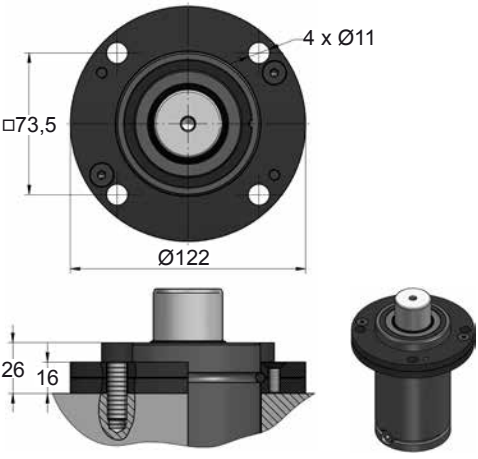

A34-075

ISO VDI

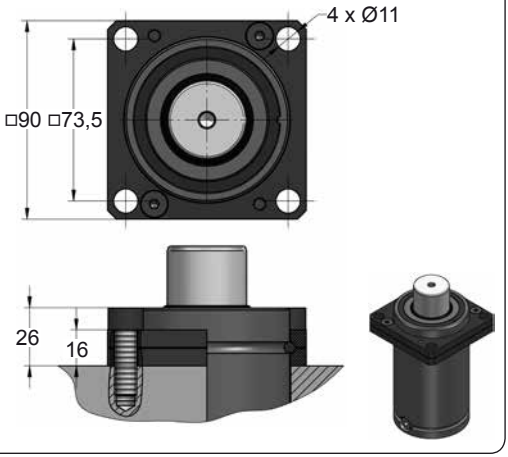

C20-075

ISO VDI E24.54.815.G EM24.54.700/F

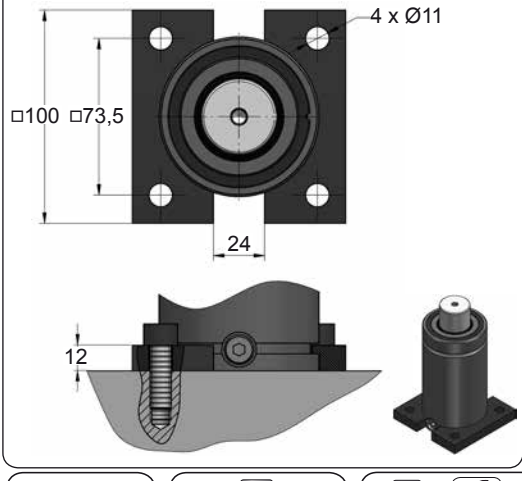

D02-075

ISO E24.54.815.G EM24.54.700/F

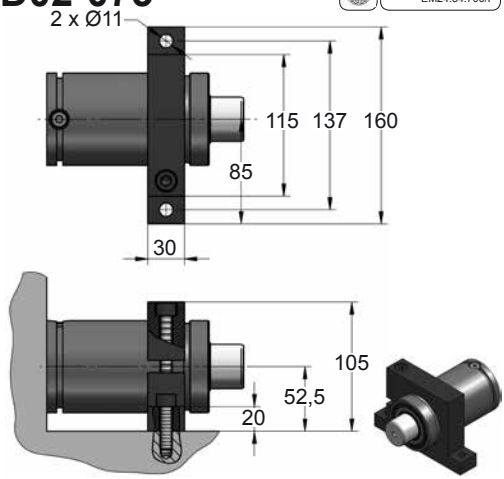







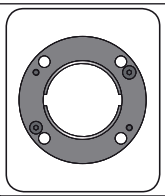

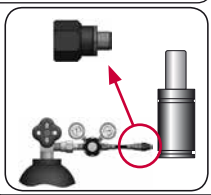

CODE		CSE 4700 050		A14-075	18 GA 5
ENG	ORDER	GAS SPRING	REPAIR KIT	FLANGE	CHARGING ADAPTER
DEU	BESTELLUNG	GASDRUCKFEDER	ERSATZTEILSATZ	FLANSCHE	LADEADAPTER
FRA	COMMANDE	RESSORT À GAZ	KIT DE RÉPARATION	BRIDE	RACCORD DE CHARGE
ITA	ORDINE	CILINDRO AD AZOTO	KIT DI MANUTENZIONE	FLANGE	ADATTATORE DI CARICO
ESP	PEDIDO	RESORTE DE GAS	KIT DE REPARACION	BRIDA	ADAPTADOR DE CARGA
POR	PEDIDO	CILINDRO DE GÁS	KIT DE MANUTENÇÃO	FLANGE	ADAPTADOR DE CARGA

CSE 4700 V1

Power Compact Stroke

AZOL GAS

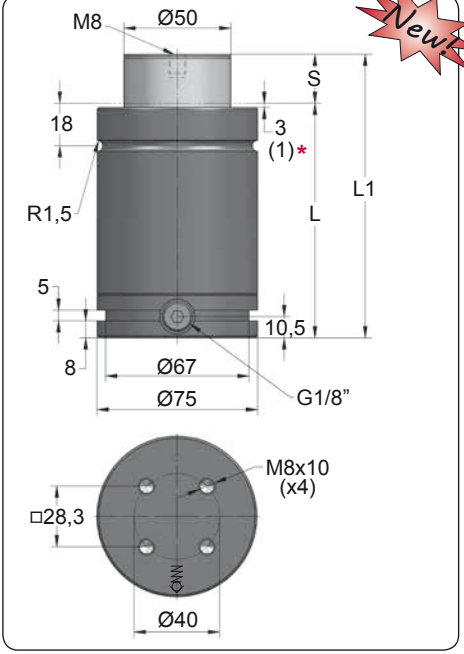

Newt

ORDER	S (mm)	L1 ±0,25 (mm)	L (mm)	Kg.
CSE 4700 010 V1 *	10	80	70	1.88
CSE 4700 016 V1	16	106	90	2.14
CSE 4700 025 V1	25	135	110	2.43
CSE 4700 032 V1	32	167	135	2.75
CSE 4700 040 V1	40	200	160	3.08
CSE 4700 050 V1	50	240	190	3.49

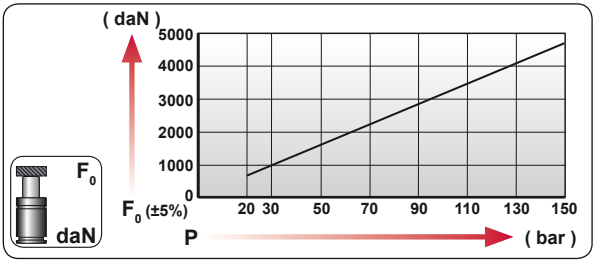

CODE	bar	psi	F0 daN	F1 daN
CSE 4700 050 V1	150	2175	4675	7005
CSE-H 4700 050 V1	0	0	---	---

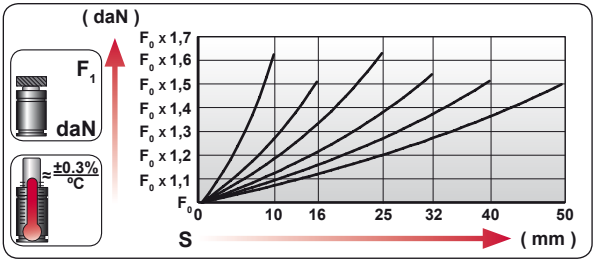

ENG	ORDER
DEU	BESTELLUNG
FRA	COMMANDE
ITA	ORDINE
ESP	PEDIDO
POR	PEDIDO

F0 daN — S mm

CSE 4700 50

CSE 4700 050 V1

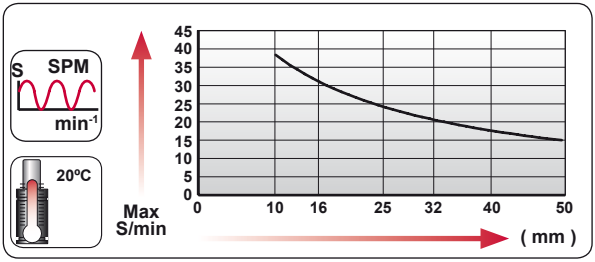



N_2	Smax < 90%	Vmax 0,5 m/s	bar psi 20 290	bar psi 150 2175	ºC ºF 0 32	ºC ºF 80 176	600 CP-

AZOL GAS

CSE 4700 V1 MOUNTS

Power Compact Stroke

A49-075

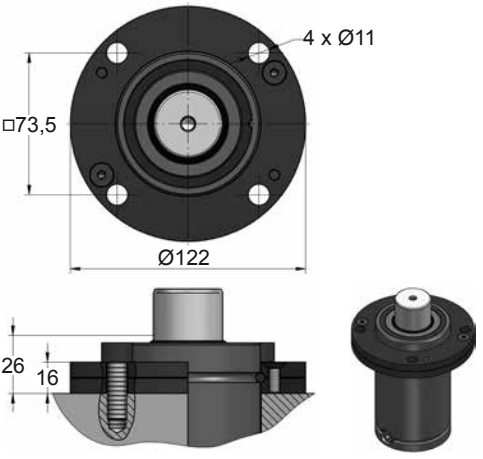

A59-075

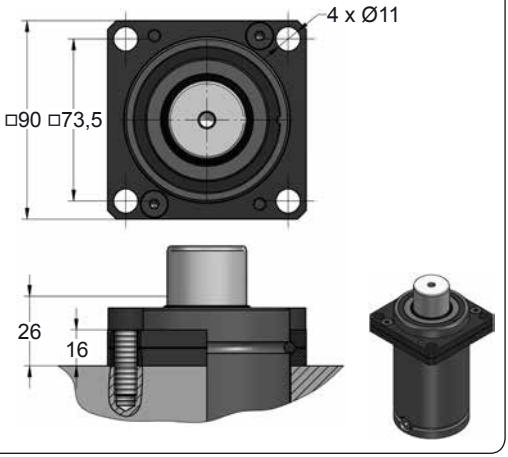

C20-075

E24.54.815.G
EM24.54.700/F

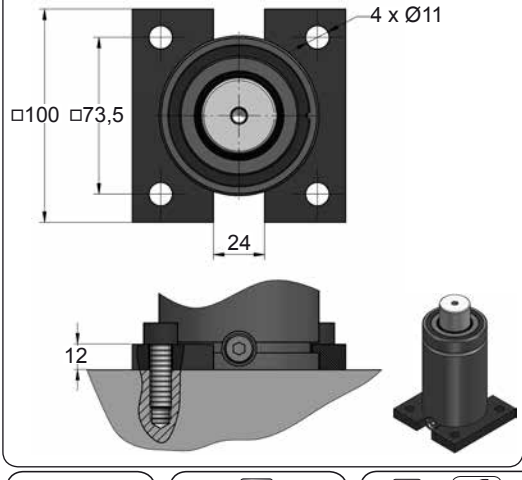

D02-075

E24.54.815.G
EM24.54.700/F

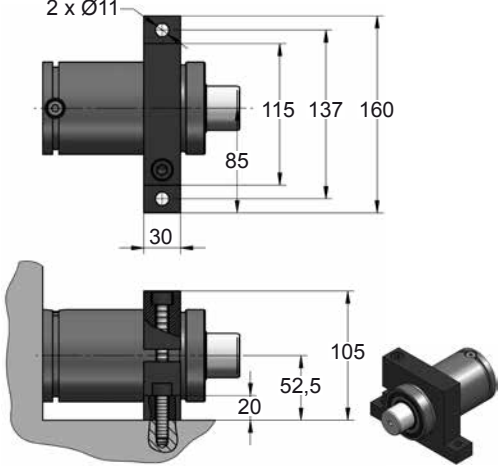







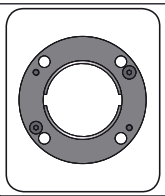

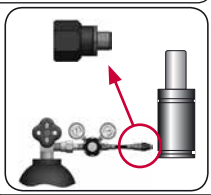

CODE		CSE 4700 050 V1		A49-075	18 GA 5
ENG	ORDER	GAS SPRING	REPAIR KIT	FLANGE	CHARGING ADAPTER
DEU	BESTELLUNG	GASDRUCKFEDER	ERSATZTEILSATZ	FLANSCHE	LADEADAPTER
FRA	COMMANDE	RESSORT À GAZ	KIT DE RÉPARATION	BRIDE	RACCORD DE CHARGE
ITA	ORDINE	CILINDRO AD AZOTO	KIT DI MANUTENZIONE	FLANGE	ADATTATORE DI CARICO
ESP	PEDIDO	RESORTE DE GAS	KIT DE REPARACION	BRIDA	ADAPTADOR DE CARGA
POR	PEDIDO	CILINDRO DE GÁS	KIT DE MANUTENÇÃO	FLANGE	ADAPTADOR DE CARGA

CS 7500

Power Compact Stroke

AZOL GAS

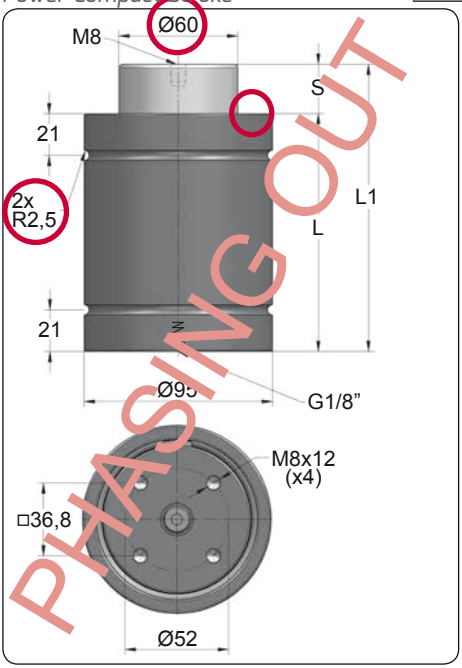

ORDER	S (mm)	L1 ±0,25 (mm)	L (mm)	Kg.
CS 7500 010	10	90	80	3.03
CS 7500 016	16	116	100	3.48
CS 7500 025	25	145	120	3.98
CS 7500 032	32	182	150	4.56
CS 7500 040	40	210	170	4.91
CS 7500 050	50	255	205	5.63

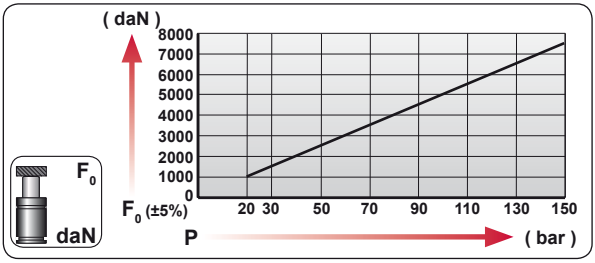

CODE	bar	psi	F0 daN	F1 daN
CS 7500 050	150	2175	7540	10765
---------	---	---	---	---

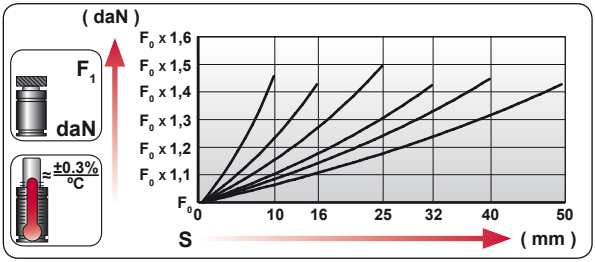

	ENG	ORDER
	DEU	BESTELLUNG
	FRA	COMMANDE
	ITA	ORDINE
	ESP	PEDIDO
	POR	PEDIDO

F0 daN — S mm

CS 7500 050

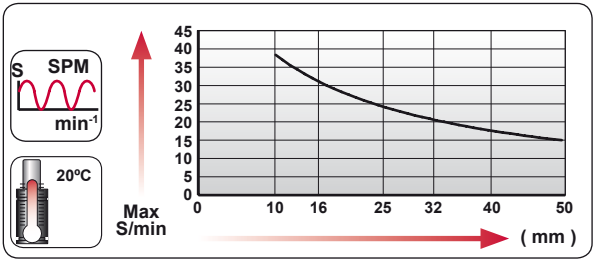



N_2	Smax < 90%	Vmax 0,5 m/s	bar psi 20 290	bar psi 150 2175	ºC ºF 0 32	ºC ºF 80 176	

AZOL GAS

CS 7500 MOUNTS

Power Compact Stroke

A14-095

E24.54.815.G
EM24.54.700/F

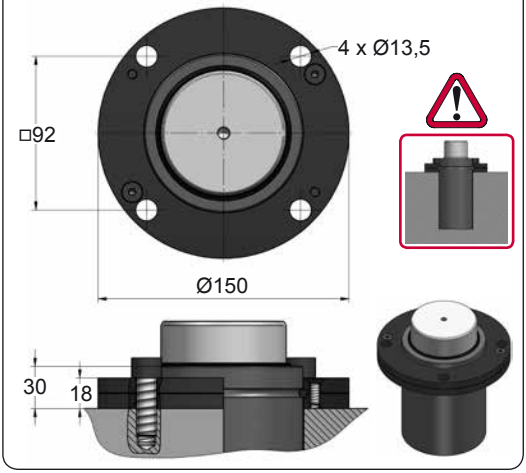

A19-095

E24.54.815.G

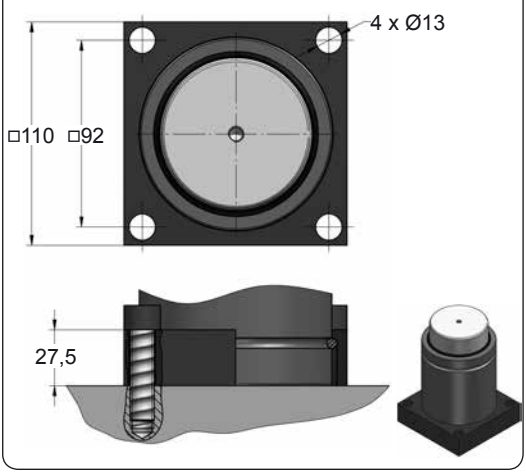

A34-095

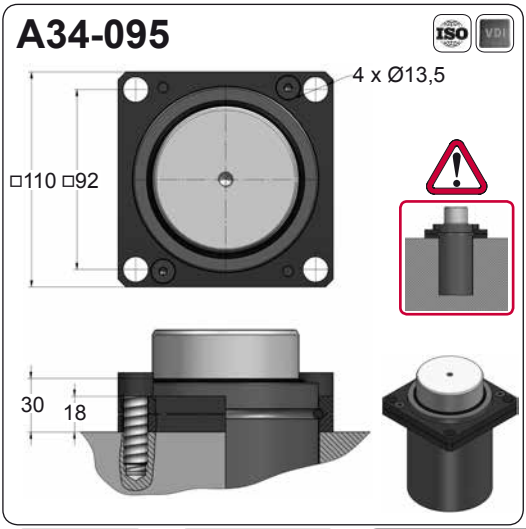

D02-095

E24.54.815.G
EM24.54.700/F

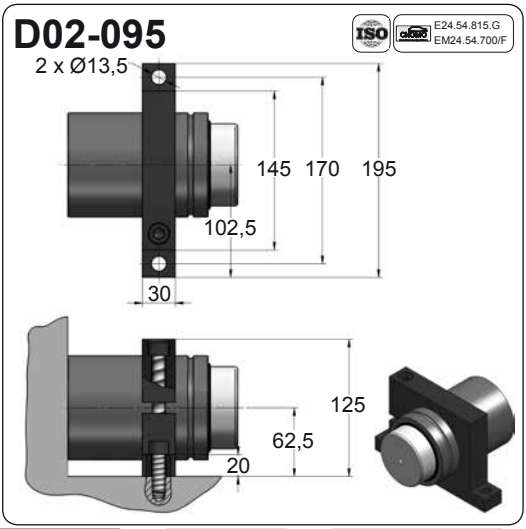







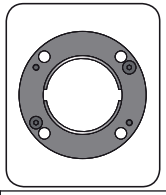

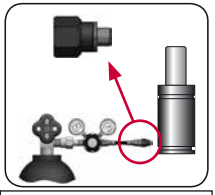

CODE		CS 7500 050	KIT XXXXXXX-S	A14-095	18 GA 5
ENG	ORDER	GAS SPRING	REPAIR KIT	FLANGE	CHARGING ADAPTER
DEU	BESTELLUNG	GASDRUCKFEDER	ERSATZTEILSATZ	FLANSCHE	LADEADAPTER
FRA	COMMANDE	RESSORT À GAZ	KIT DE RÉPARATION	BRIDE	RACCORD DE CHARGE
ITA	ORDINE	CILINDRO AD AZOTO	KIT DI MANUTENZIONE	FLANGE	ADATTATORE DI CARICO
ESP	PEDIDO	RESORTE DE GAS	KIT DE REPARACION	BRIDA	ADAPTADOR DE CARGA
POR	PEDIDO	CILINDRO DE GÁS	KIT DE MANUTENÇÃO	FLANGE	ADAPTADOR DE CARGA

CS 7500 V1

Power Compact Stroke

BMW B2 4006		PSA E24.54.815.G

AZOL GAS

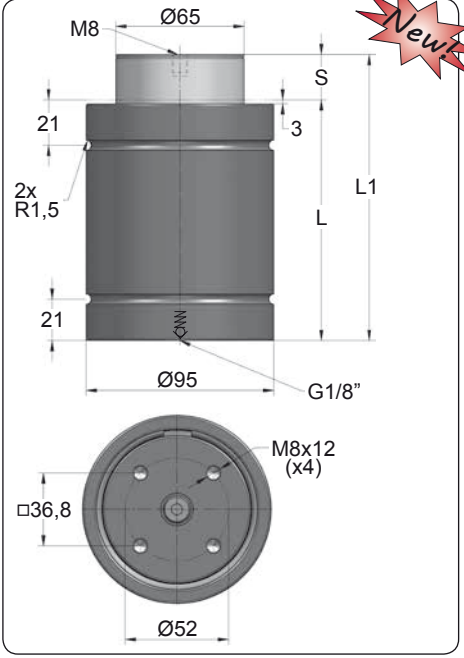

Newt

ORDER	S (mm)	L1 ±0,25 (mm)	L (mm)	Kg.
CS 7500 010 V1	10	90	80	3.03
CS 7500 016 V1	16	116	100	3.48
CS 7500 025 V1	25	145	120	3.98
CS 7500 032 V1	32	182	150	4.56
CS 7500 040 V1	40	210	170	4.91
CS 7500 050 V1	50	255	205	5.63
CS 7500 065 V1	65	279	214	6.07

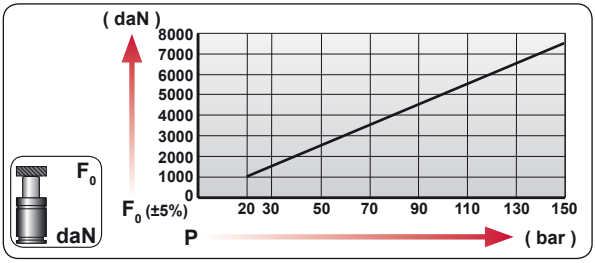

CODE	bar	psi	F_0 daN	F_1 daN
CS 7500 050 V1	150	2175	7540	10765
---------	---	---	---	---

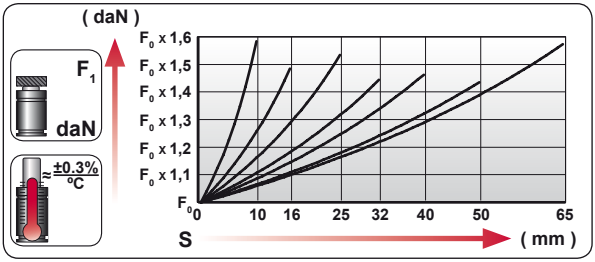

ENG	ORDER
DEU	BESTELLUNG
FRA	COMMANDE
ITA	ORDINE
ESP	PEDIDO
POR	PEDIDO



CS 7500 50

CS 7500 050 V1

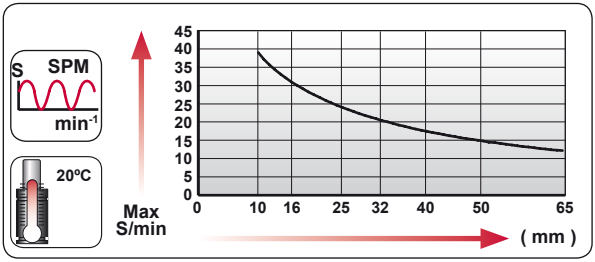



N_2	Smax < 90%	Vmax 0,5 m/s	bar psi 20 290	bar psi 150 2175	ºC ºF 0 32	ºC ºF 80 176	

AZOL GAS

CS 7500 V1 MOUNTS

Power Compact Stroke

A49-095

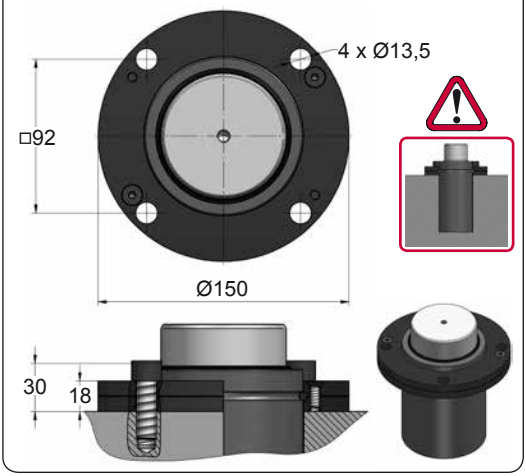

A54-095

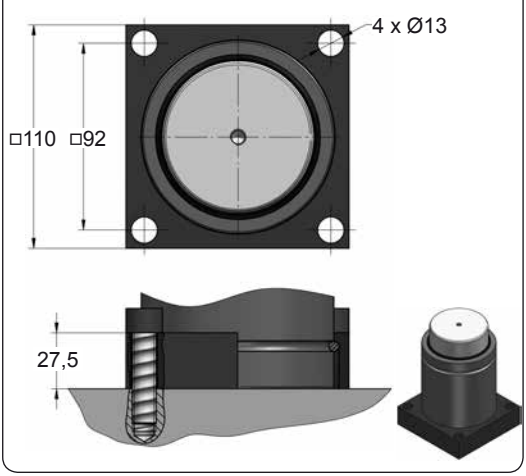

A59-095

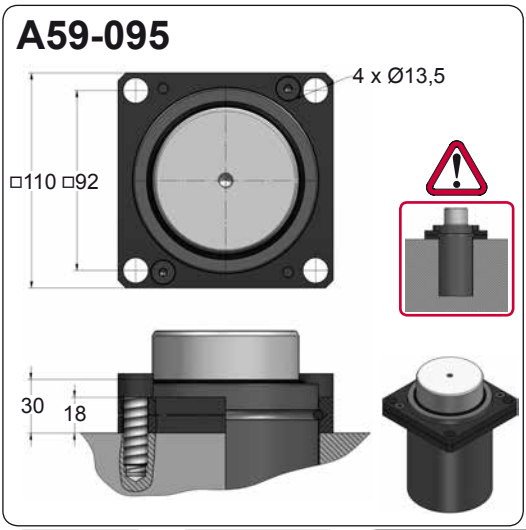

D02-095

ISO cetop E24.54.815.G EM24.54.700/F

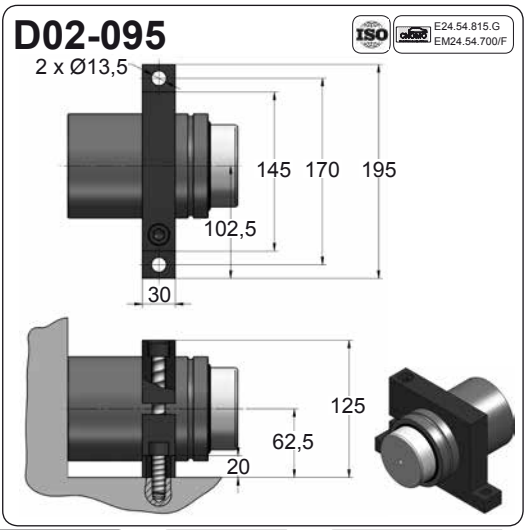







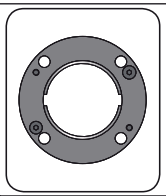

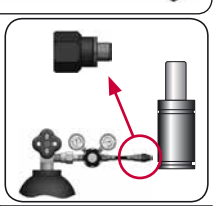

CODE		CS 7500 050 V1	KIT XXXXXXX-S	A49-095	18 GA 5
ENG	ORDER	GAS SPRING	REPAIR KIT	FLANGE	CHARGING ADAPTER
DEU	BESTELLUNG	GASDRUCKFEDER	ERSATZTEILSATZ	FLANSCHE	LADEADAPTER
FRA	COMMANDE	RESSORT À GAZ	KIT DE RÉPARATION	BRIDE	RACCORD DE CHARGE
ITA	ORDINE	CILINDRO AD AZOTO	KIT DI MANUTENZIONE	FLANGE	ADATTATORE DI CARICO
ESP	PEDIDO	RESORTE DE GAS	KIT DE REPARACION	BRIDA	ADAPTADOR DE CARGA
POR	PEDIDO	CILINDRO DE GÁS	KIT DE MANUTENÇÃO	FLANGE	ADAPTADOR DE CARGA

CSE 7500

Power Compact Stroke

AZOL GAS

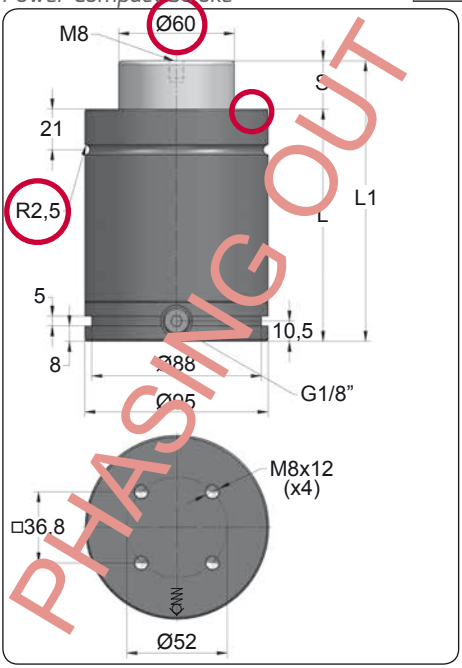

ORDER	S (mm)	L1 ±0,25 (mm)	L (mm)	Kg.
CSE 7500 010	10	90	80	3.47
CSE 7500 016	16	116	100	3.87
CSE 7500 025	25	145	120	4.28
CSE 7500 032	32	182	150	4.86
CSE 7500 040	40	210	170	5.28
CSE 7500 050	50	255	205	5.97

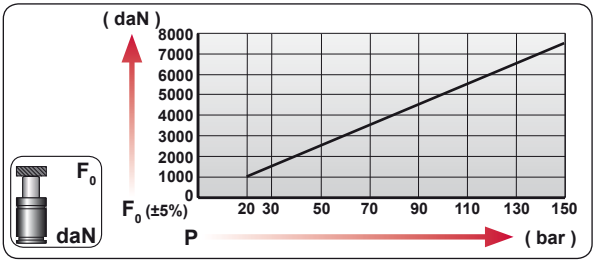

CODE	bar	psi	F_0 daN	F_1 daN
CSE 7500 050	150	2175	7540	11025
CSE-H 7500 050	0	0	---	---

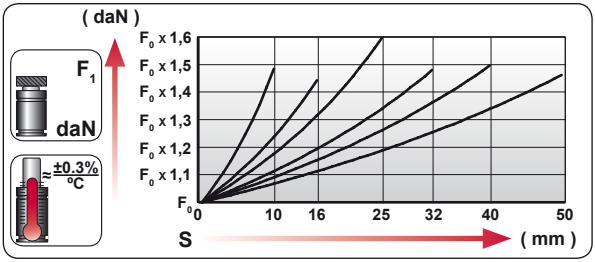

ENG	ORDER
DEU	BESTELLUNG
FRA	COMMANDE
ITA	ORDINE
ESP	PEDIDO
POR	PEDIDO

F_0 daN — S mm

CSE 7500 50

CSE 7500 050

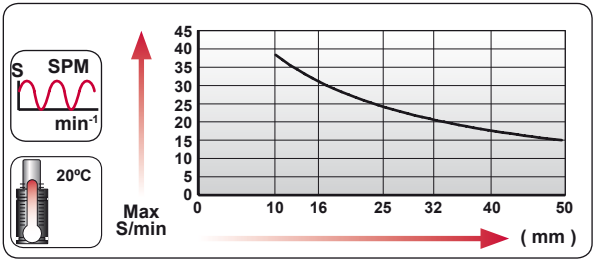



N_2	Smax < 90%	Vmax 0,5 m/s	bar psi 20 290	bar psi 150 2175	ºC ºF 0 32	ºC ºF 80 176	600 CP-

AZOL GAS

CSE 7500 MOUNTS

Power Compact Stroke

A14-095

ISO · E24.54.815.G · EM24.54.700/F

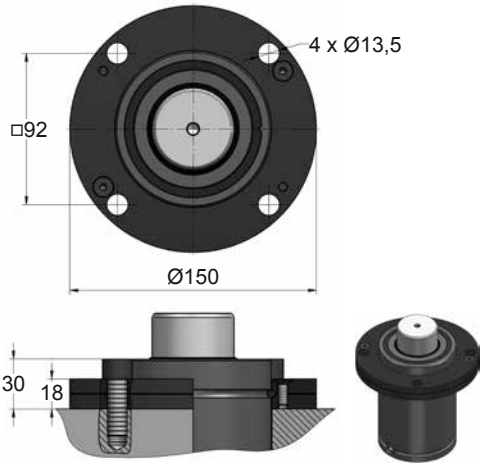

A34-095

ISO · VDI

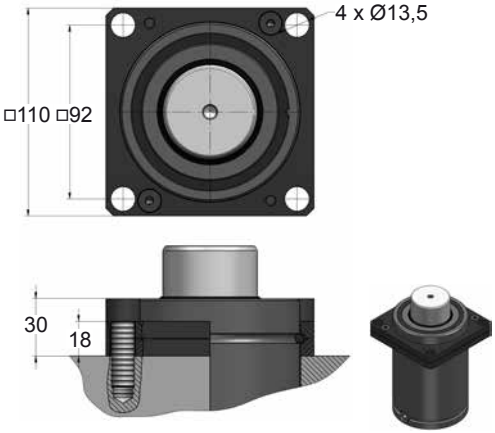

C20-095

ISO · VDI · E24.54.815.G · EM24.54.700/F

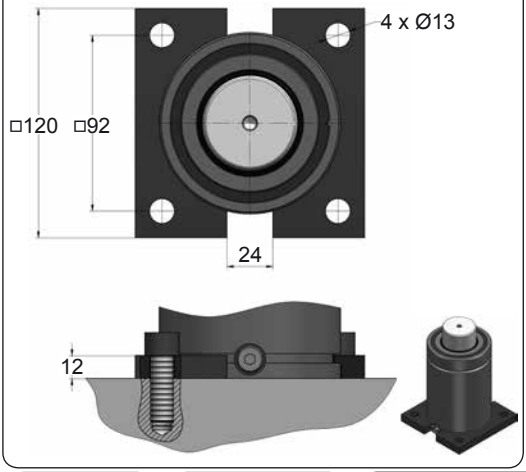

D02-095

ISO · E24.54.815.G · EM24.54.700/F

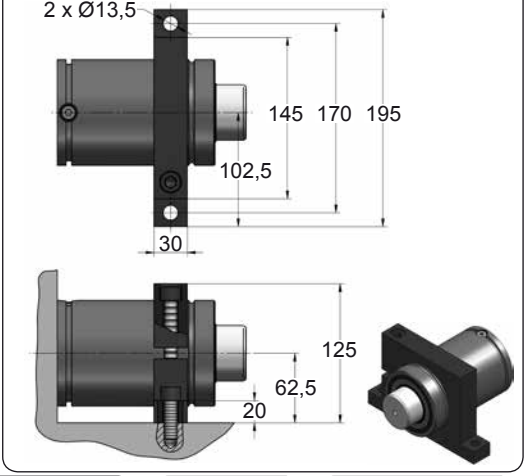







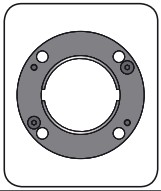

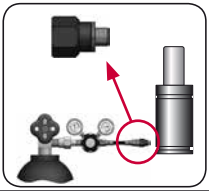

CODE		CSE 7500 050		A14-095	18 GA 5
ENG	ORDER	GAS SPRING	REPAIR KIT	FLANGE	CHARGING ADAPTER
DEU	BESTELLUNG	GASDRUCKFEDER	ERSATZTEILSATZ	FLANSCHE	LADEADAPTER
FRA	COMMANDE	RESSORT À GAZ	KIT DE RÉPARATION	BRIDE	RACCORD DE CHARGE
ITA	ORDINE	CILINDRO AD AZOTO	KIT DI MANUTENZIONE	FLANGE	ADATTATORE DI CARICO
ESP	PEDIDO	RESORTE DE GAS	KIT DE REPARACION	BRIDA	ADAPTADOR DE CARGA
POR	PEDIDO	CILINDRO DE GÁS	KIT DE MANUTENÇÃO	FLANGE	ADAPTADOR DE CARGA

CSE 7500 V1

Power Compact Stroke

AZOL GAS

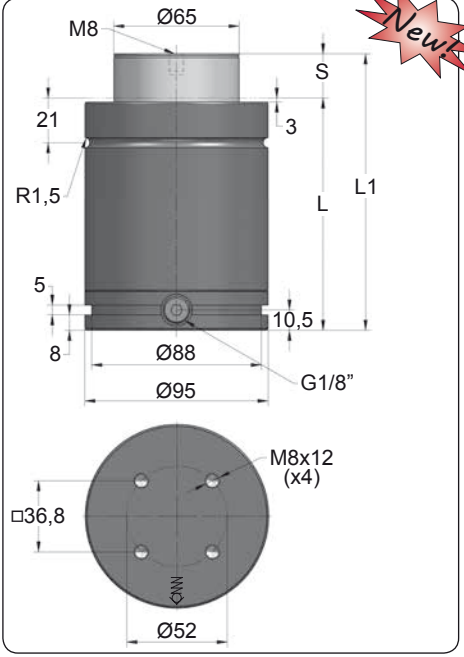

ORDER	S (mm)	L1 ±0,25 (mm)	L (mm)	Kg.
CSE 7500 010 V1	10	90	80	3.47
CSE 7500 016 V1	16	116	100	3.87
CSE 7500 025 V1	25	145	120	4.28
CSE 7500 032 V1	32	182	150	4.86
CSE 7500 040 V1	40	210	170	5.28
CSE 7500 050 V1	50	255	205	5.97

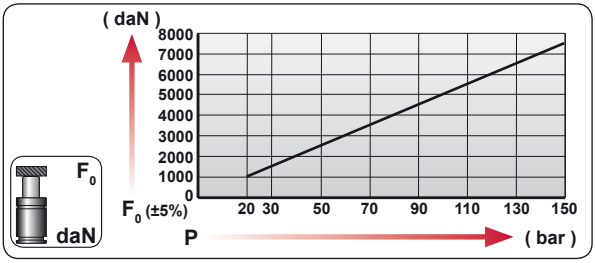

CODE	bar	psi	F_0 daN	F_1 daN
CSE 7500 050 V1	150	2175	7540	11025
CSE-H 7500 050 V1	0	0	---	---

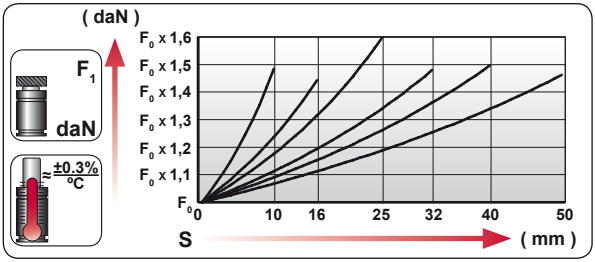

ENG	ORDER
DEU	BESTELLUNG
FRA	COMMANDE
ITA	ORDINE
ESP	PEDIDO
POR	PEDIDO

F_0 daN — S mm

CSE 7500 50

CSE 7500 050 V1

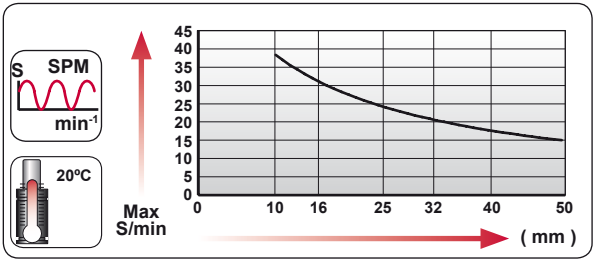



N_2	Smax < 90%	Vmax 0,5 m/s	bar psi 20 290	bar psi 150 2175	ºC ºF 0 32	ºC ºF 80 176	600 CP-

AZOL GAS

CSE 7500 V1 MOUNTS

Power Compact Stroke

A49-095

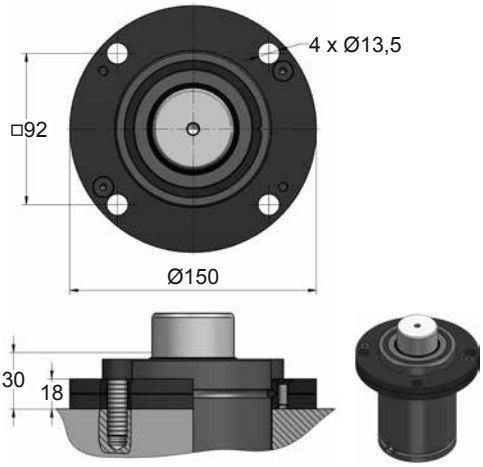

A59-095

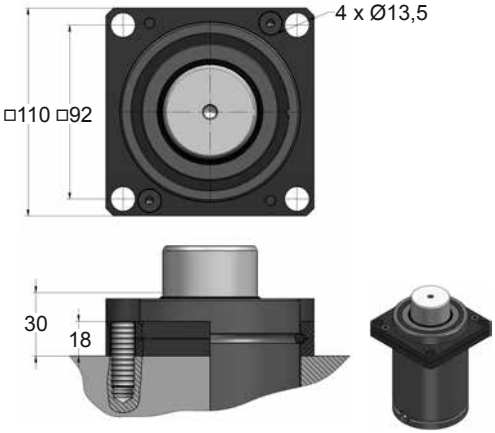

C20-095

ISO E24.54.815.G EM24.54.700/F

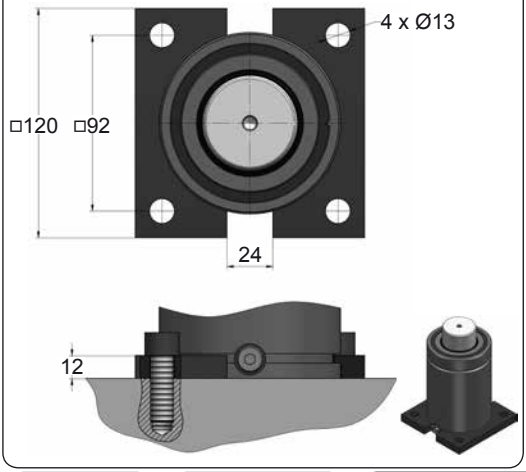

D02-095

ISO E24.54.815.G EM24.54.700/F

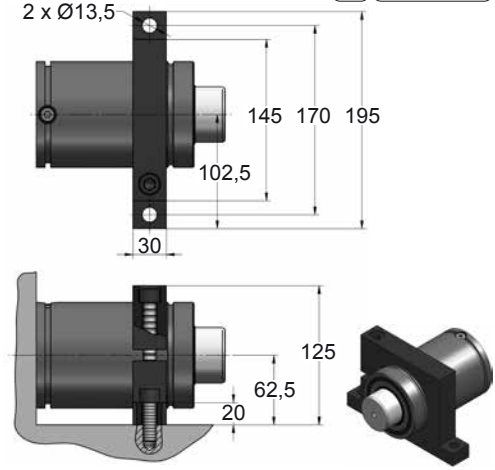







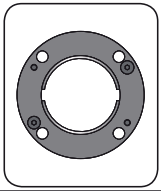

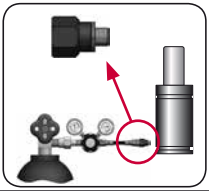

CODE		CSE 7500 050 V1		A49-095	18 GA 5
ENG	ORDER	GAS SPRING	REPAIR KIT	FLANGE	CHARGING ADAPTER
DEU	BESTELLUNG	GASDRUCKFEDER	ERSATZTEILSATZ	FLANSCHE	LADEADAPTER
FRA	COMMANDE	RESSORT À GAZ	KIT DE RÉPARATION	BRIDE	RACCORD DE CHARGE
ITA	ORDINE	CILINDRO AD AZOTO	KIT DI MANUTENZIONE	FLANGE	ADATTATORE DI CARICO
ESP	PEDIDO	RESORTE DE GAS	KIT DE REPARACION	BRIDA	ADAPTADOR DE CARGA
POR	PEDIDO	CILINDRO DE GÁS	KIT DE MANUTENÇÃO	FLANGE	ADAPTADOR DE CARGA

CS 11800

Power Compact Stroke

AZOL GAS

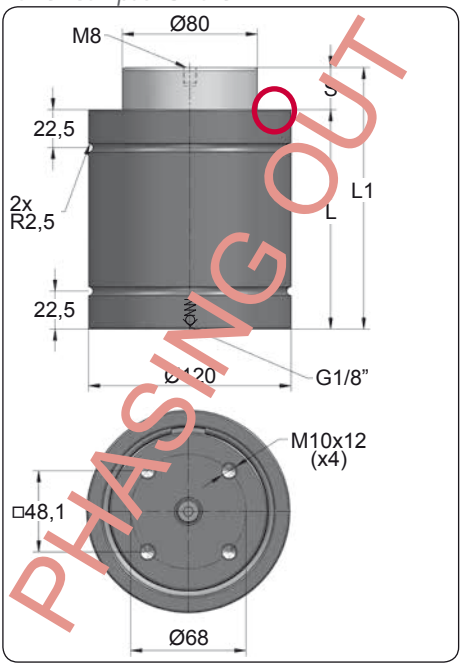

ORDER	S (mm)	L1 ±0,25 (mm)	L (mm)	Kg.
CS 11800 010	10	100	90	5.85
CS 11800 016	16	126	110	6.57
CS 11800 025	25	155	130	7.38
CS 11800 032	32	187	155	8.24
CS 11800 040	40	220	180	9.12
CS 11800 050	50	260	210	10.14

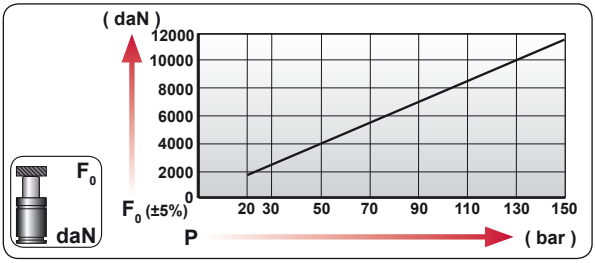

CODE	bar	psi	F_0 daN	F_1 daN
CS 11800 050	150	2175	11780	17145
---------	---	---	---	---

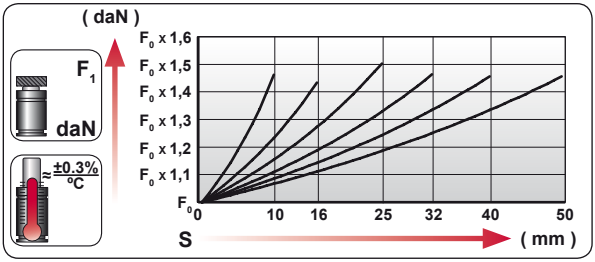

	ENG	ORDER
	DEU	BESTELLUNG
	FRA	COMMANDE
	ITA	ORDINE
	ESP	PEDIDO
	POR	PEDIDO

F_0 daN — S mm

CS 11800 50

CS 11800 050

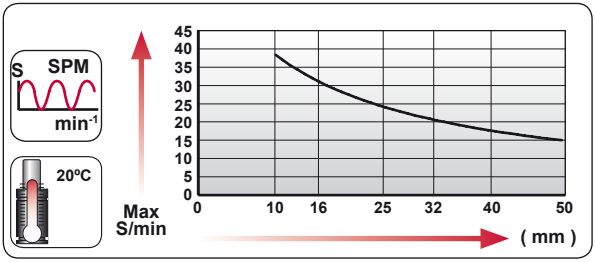



N_2	Smax < 90%	Vmax 0,5 m/s	bar psi 20 290	bar psi 150 2175	ºC ºF 0 32	ºC ºF 80 176

AZOL GAS

CS 11800 MOUNTS

Power Compact Stroke

A14-120

ISO E24.54.815.G EM24.54.700/F

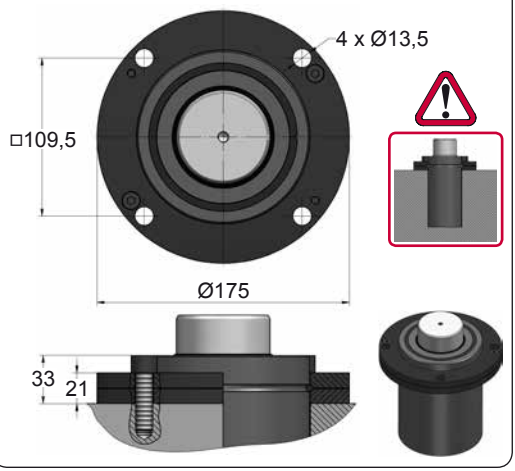

A34-120

ISO VDI

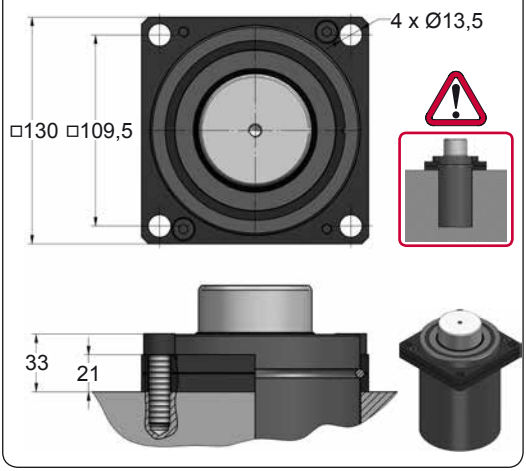

D02-120

ISO E24.54.815.G EM24.54.700/F

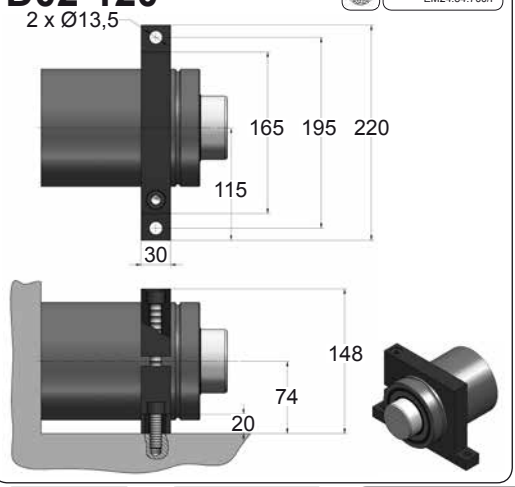



CODE		CS 11800 050	KIT XXXXXXX-S	A14-120	18 GA 5
ENG	ORDER	GAS SPRING	REPAIR KIT	FLANGE	CHARGING ADAPTER
DEU	BESTELLUNG	GASDRUCKFEDER	ERSATZTEILSATZ	FLANSCHE	LADEADAPTER
FRA	COMMANDE	RESSORT À GAZ	KIT DE RÉPARATION	BRIDE	RACCORD DE CHARGE
ITA	ORDINE	CILINDRO AD AZOTO	KIT DI MANUTENZIONE	FLANGE	ADATTATORE DI CARICO
ESP	PEDIDO	RESORTE DE GAS	KIT DE REPARACION	BRIDA	ADAPTADOR DE CARGA
POR	PEDIDO	CILINDRO DE GÁS	KIT DE MANUTENÇÃO	FLANGE	ADAPTADOR DE CARGA

CS 11800 V1

Power Compact Stroke

BMW B2 4006		

AZOL GAS

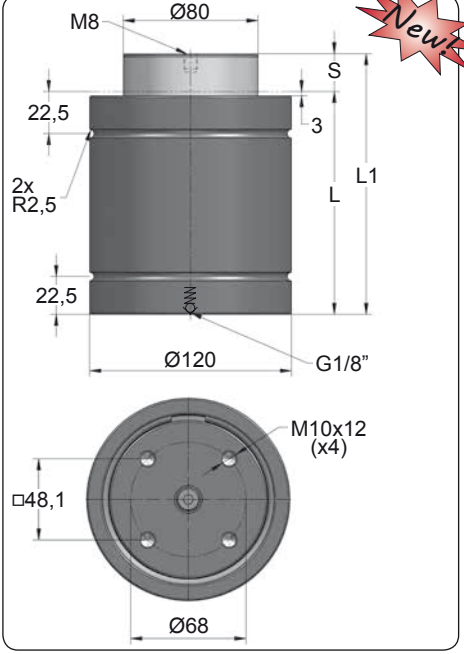

Newt

ORDER	S (mm)	L1 ±0,25 (mm)	L (mm)	Kg.
CS 11800 010 V1	10	100	90	5.85
CS 11800 016 V1	16	126	110	6.57
CS 11800 025 V1	25	155	130	7.38
CS 11800 032 V1	32	187	155	8.24
CS 11800 040 V1	40	220	180	9.12
CS 11800 050 V1	50	260	210	10.14
CS 11800 065 V1	65	320	255	11.32

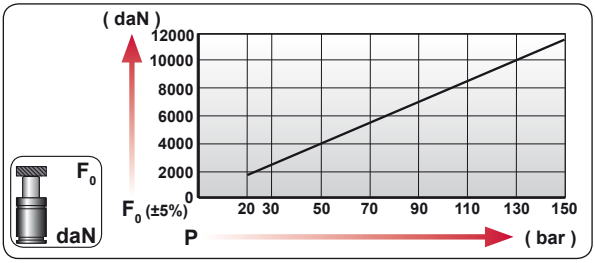

CODE		bar	psi	F0 daN	F1 daN
CS 11800 050 V1		150	2175	11780	17145
---------		---	---	---	---

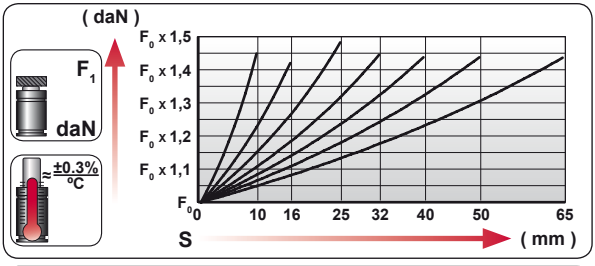

ENG	ORDER
DEU	BESTELLUNG
FRA	COMMANDE
ITA	ORDINE
ESP	PEDIDO
POR	PEDIDO

F0 daN — S mm

CS 11800 50

CS 11800 050 V1

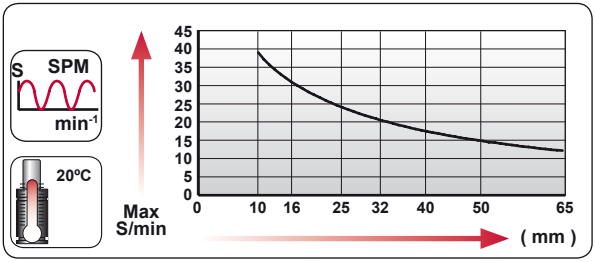



N_2	Smax < 90%	Vmax 0,5 m/s	bar psi 20 290	bar psi 150 2175	ºC ºF 0 32	ºC ºF 80 176	

AZOL GAS

CS 11800 V1 MOUNTS

Power Compact Stroke

A14-120

ISO · E24.54.815.G · EM24.54.700/F

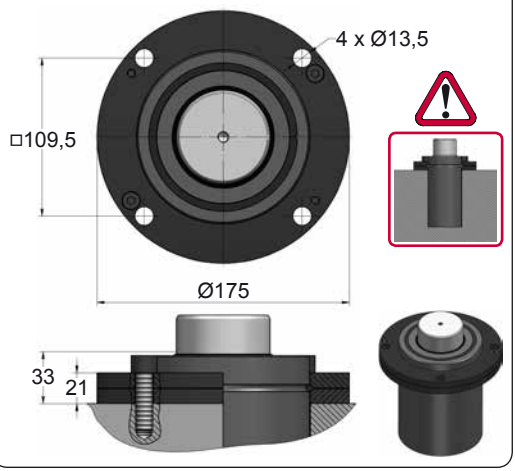

A34-120

ISO · VDI

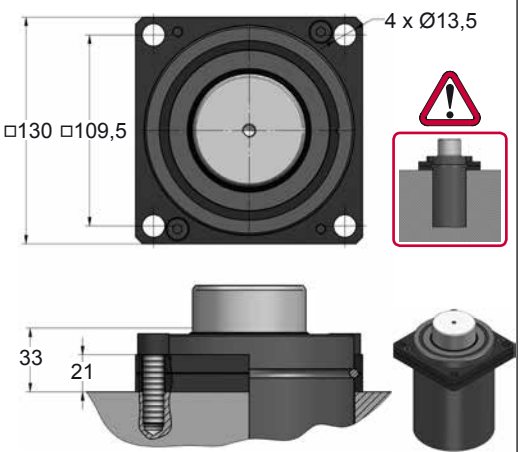

D02-120

ISO · E24.54.815.G · EM24.54.700/F

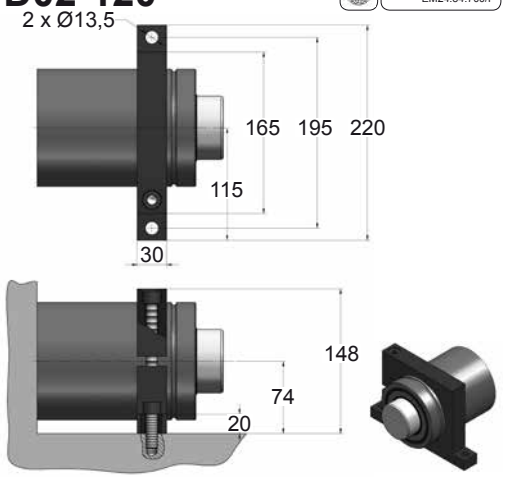







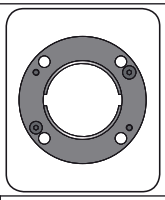

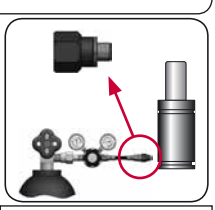

CODE		CS 11800 050 V1	KIT XXXXXXX-S	A14-120	18 GA 5
ENG	ORDER	GAS SPRING	REPAIR KIT	FLANGE	CHARGING ADAPTER
DEU	BESTELLUNG	GASDRUCKFEDER	ERSATZTEILSATZ	FLANSCHE	LADEADAPTER
FRA	COMMANDE	RESSORT À GAZ	KIT DE RÉPARATION	BRIDE	RACCORD DE CHARGE
ITA	ORDINE	CILINDRO AD AZOTO	KIT DI MANUTENZIONE	FLANGE	ADATTATORE DI CARICO
ESP	PEDIDO	RESORTE DE GAS	KIT DE REPARACION	BRIDA	ADAPTADOR DE CARGA
POR	PEDIDO	CILINDRO DE GÁS	KIT DE MANUTENÇÃO	FLANGE	ADAPTADOR DE CARGA

CSE 11800

Power Compact Stroke

AZOL GAS

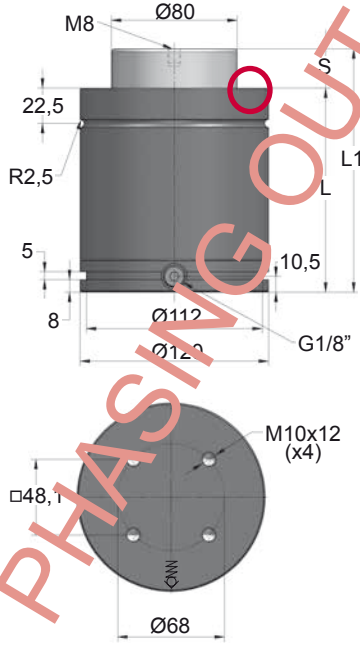

PHASING OUT

ORDER	S (mm)	L1 ±0,25 (mm)	L (mm)	Kg.
CSE 11800 010	10	100	90	6.24
CSE 11800 016	16	126	110	6.92
CSE 11800 025	25	155	130	7.71
CSE 11800 032	32	187	155	8.57
CSE 11800 040	40	220	180	9.47
CSE 11800 050	50	260	210	10.55

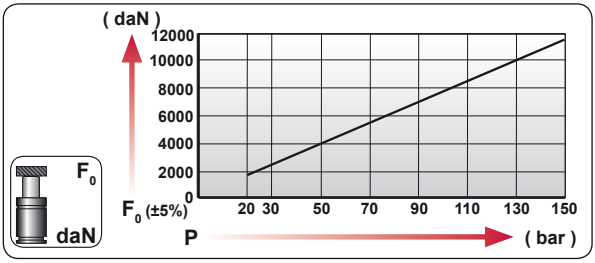

CODE	bar	psi	F0 daN	F1 daN
CSE 11800 050	150	2175	11780	17310
CSE-H 11800 050	0	0	---	---

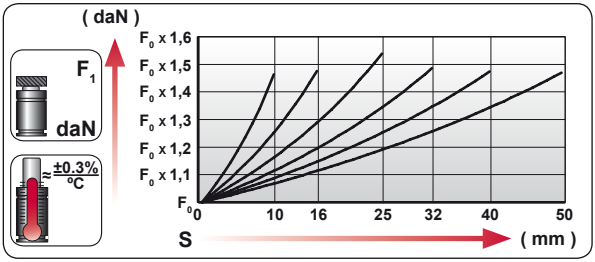

ENG	ORDER
DEU	BESTELLUNG
FRA	COMMANDE
ITA	ORDINE
ESP	PEDIDO
POR	PEDIDO

F0 daN — S mm

CSE 11800 50

CSE 11800 050

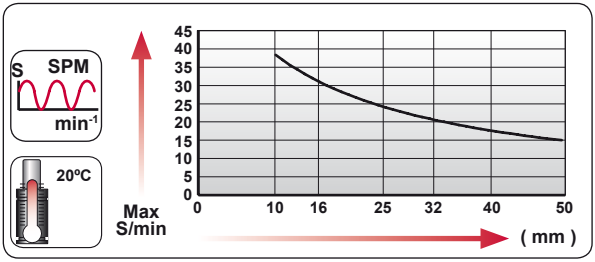



N_2	Smax < 90%	Vmax 0,5 m/s	bar psi 20 290	bar psi 150 2175	ºC ºF 0 32	ºC ºF 80 176	600 CP-

AZOL GAS

CSE 11800 MOUNTS

Power Compact Stroke

A14-120

ISO · E24.54.815.G · EM24.54.700/F

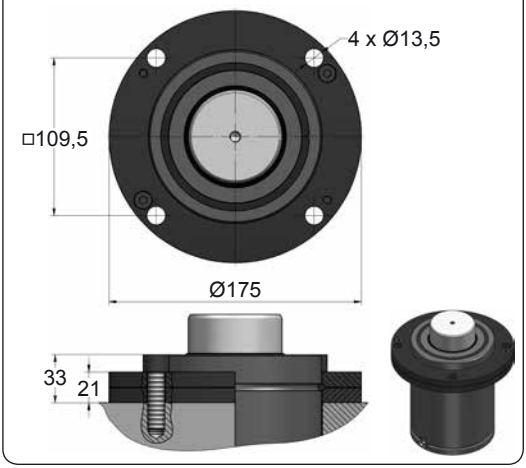

A34-120

ISO · VDI

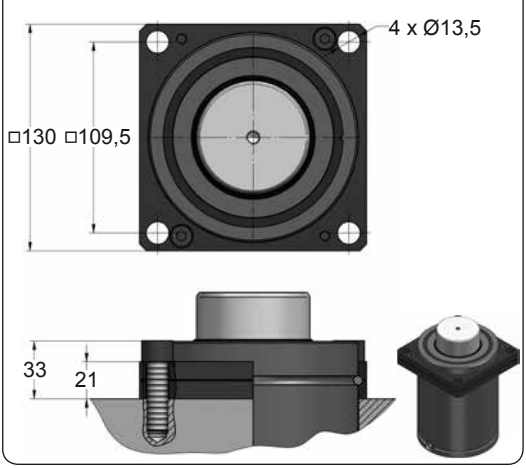

C20-120

ISO · VDI · E24.54.815.G · EM24.54.700/F



D02-120

ISO · E24.54.815.G · EM24.54.700/F









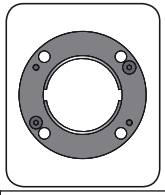

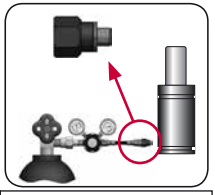

CODE		CSE 11800 050		A14-120	18 GA 5
ENG	ORDER	GAS SPRING	REPAIR KIT	FLANGE	CHARGING ADAPTER
DEU	BESTELLUNG	GASDRUCKFEDER	ERSATZTEILSATZ	FLANSCHE	LADEADAPTER
FRA	COMMANDE	RESSORT À GAZ	KIT DE RÉPARATION	BRIDE	RACCORD DE CHARGE
ITA	ORDINE	CILINDRO AD AZOTO	KIT DI MANUTENZIONE	FLANGE	ADATTATORE DI CARICO
ESP	PEDIDO	RESORTE DE GAS	KIT DE REPARACION	BRIDA	ADAPTADOR DE CARGA
POR	PEDIDO	CILINDRO DE GÁS	KIT DE MANUTENÇÃO	FLANGE	ADAPTADOR DE CARGA

CSE 11800 V1

Power Compact Stroke

AZOL GAS

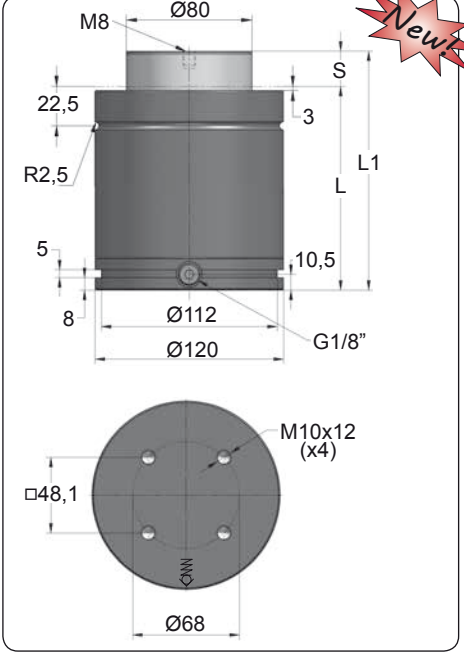

Newt

ORDER	S (mm)	L1 ±0,25 (mm)	L (mm)	Kg.
CSE 11800 010 V1	10	100	90	6.24
CSE 11800 016 V1	16	126	110	6.92
CSE 11800 025 V1	25	155	130	7.71
CSE 11800 032 V1	32	187	155	8.57
CSE 11800 040 V1	40	220	180	9.47
CSE 11800 050 V1	50	260	210	10.55

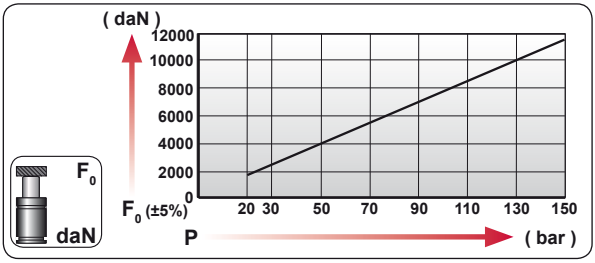

CODE	bar	psi	F_0 daN	F_1 daN
CSE 11800 050 V1	150	2175	11780	17310
CSE-H 11800 050 V1	0	0	---	---

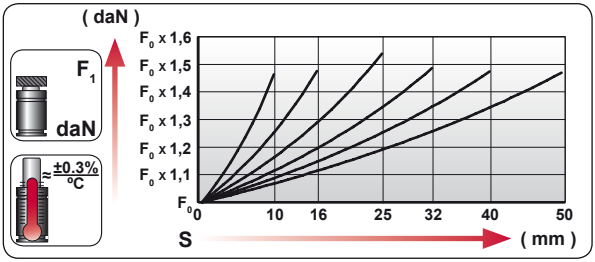

ENG	ORDER
DEU	BESTELLUNG
FRA	COMMANDE
ITA	ORDINE
ESP	PEDIDO
POR	PEDIDO

F_0 daN — S mm

CSE 11800 50

CSE 11800 050 V1

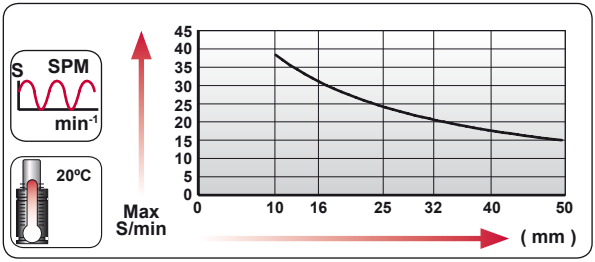



N_2	Smax < 90%	Vmax 0,5 m/s	bar psi 20 290	bar psi 150 2175	ºC ºF 0 32	ºC ºF 80 176	600 CP-

AZOL GAS

CSE 11800 V1 MOUNTS

Power Compact Stroke

A14-120

E24.54.815.G
EM24.54.700/F

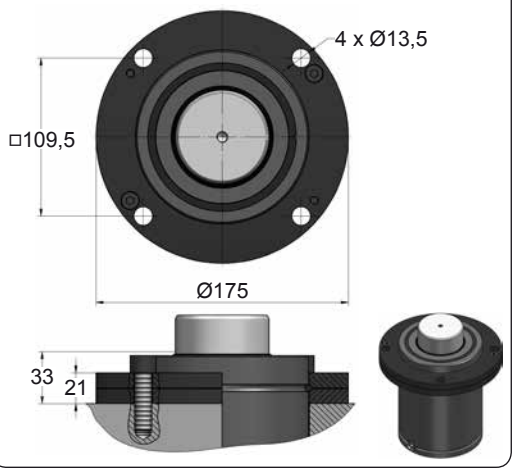

A34-120

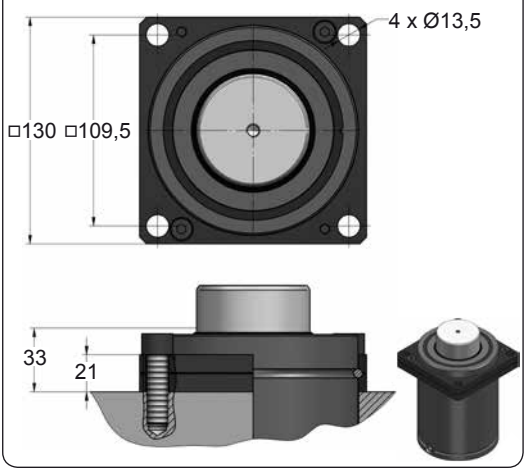

C20-120

E24.54.815.G
EM24.54.700/F

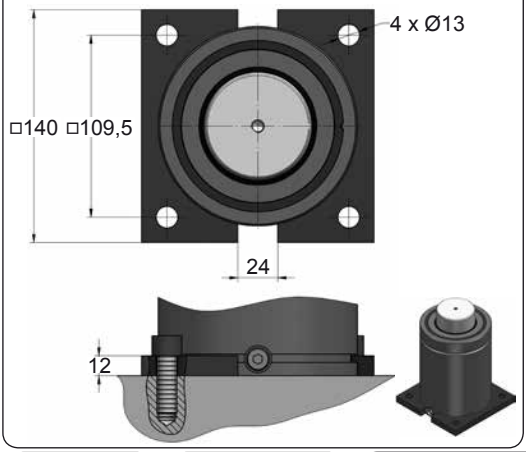

D02-120

E24.54.815.G
EM24.54.700/F

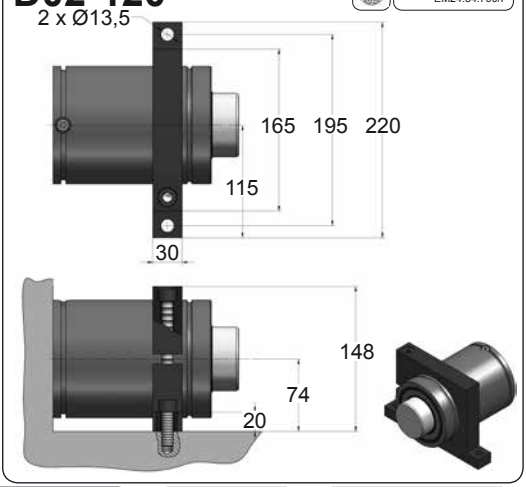







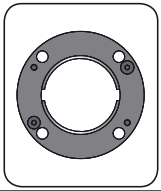

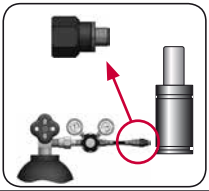

CODE		CSE 11800 050 V1		A14-120	18 GA 5
ENG	ORDER	GAS SPRING	REPAIR KIT	FLANGE	CHARGING ADAPTER
DEU	BESTELLUNG	GASDRUCKFEDER	ERSATZTEILSATZ	FLANSCHE	LADEADAPTER
FRA	COMMANDE	RESSORT À GAZ	KIT DE RÉPARATION	BRIDE	RACCORD DE CHARGE
ITA	ORDINE	CILINDRO AD AZOTO	KIT DI MANUTENZIONE	FLANGE	ADATTATORE DI CARICO
ESP	PEDIDO	RESORTE DE GAS	KIT DE REPARACION	BRIDA	ADAPTADOR DE CARGA
POR	PEDIDO	CILINDRO DE GÁS	KIT DE MANUTENÇÃO	FLANGE	ADAPTADOR DE CARGA

CS 18300

Power Compact Stroke

AZOL GAS

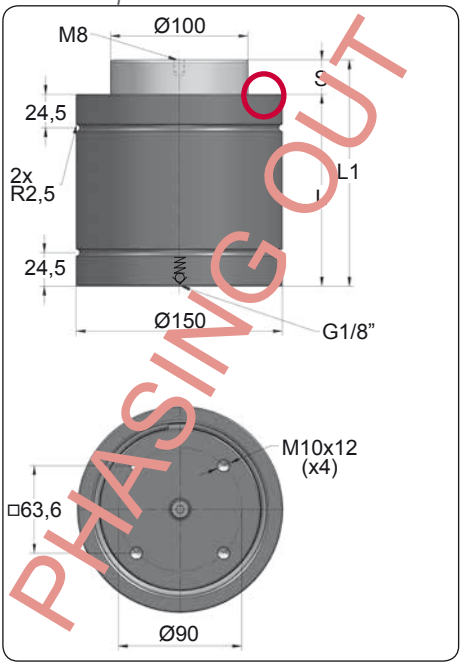

ORDER	S (mm)	L1 ±0,25 (mm)	L (mm)	Kg.
CS 18300 010	10	110	100	9.80
CS 18300 016	16	136	120	11.07
CS 18300 025	25	165	140	12.20
CS 18300 032	32	197	165	13.60
CS 18300 040	40	235	195	15.20
CS 18300 050	50	270	220	16.60

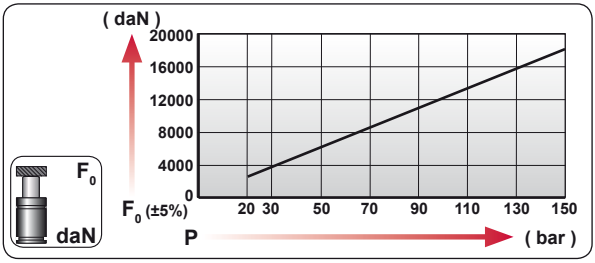

CODE	bar	psi	F_0 daN	F_1 daN
CS 18300 050	150	2175	18410	26340
---------	---	---	---	---

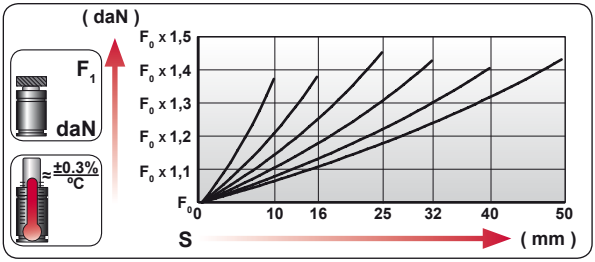

ENG	ORDER
DEU	BESTELLUNG
FRA	COMMANDE
ITA	ORDINE
ESP	PEDIDO
POR	PEDIDO



CS 18300 50

CS 18300 050

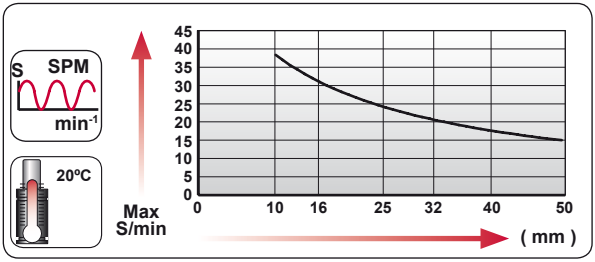



N_2	Smax < 90%	Vmax 0,5 m/s	bar psi 20 290	bar psi 150 2175	ºC ºF 0 32	ºC ºF 80 176

AZOL GAS

CS 18300 MOUNTS

Power Compact Stroke

A14-150

ISO · E24.54.815.G · EM24.54.700/F

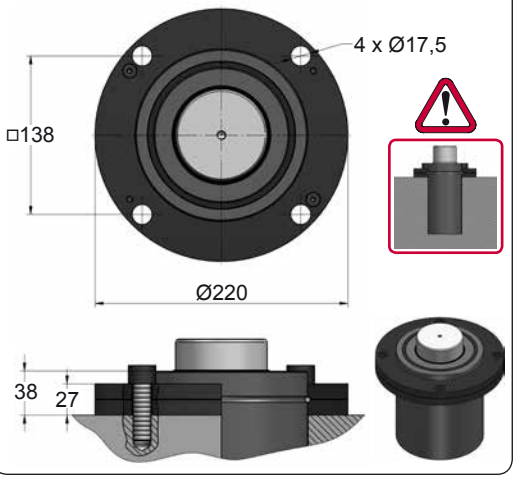

A34-150

ISO · VDI

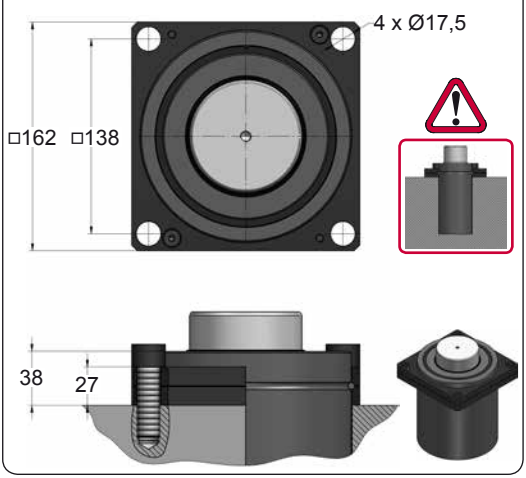

D02-150

ISO · E24.54.815.G

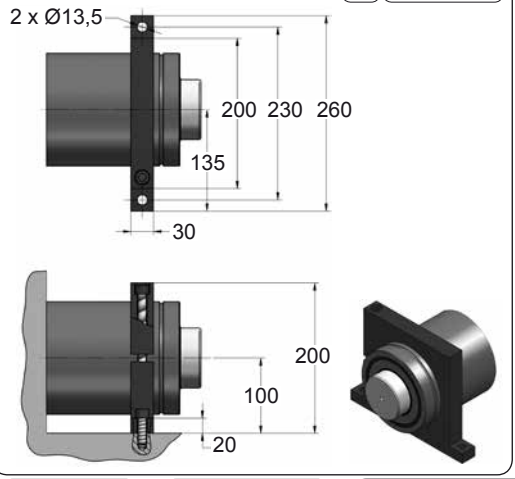







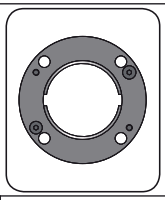

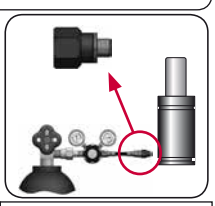

CODE		CS 18300 050	KIT XXXXXXX-S	A14-150	18 GA 5
ENG	ORDER	GAS SPRING	REPAIR KIT	FLANGE	CHARGING ADAPTER
DEU	BESTELLUNG	GASDRUCKFEDER	ERSATZTEILSATZ	FLANSCHE	LADEADAPTER
FRA	COMMANDE	RESSORT À GAZ	KIT DE RÉPARATION	BRIDE	RACCORD DE CHARGE
ITA	ORDINE	CILINDRO AD AZOTO	KIT DI MANUTENZIONE	FLANGE	ADATTATORE DI CARICO
ESP	PEDIDO	RESORTE DE GAS	KIT DE REPARACION	BRIDA	ADAPTADOR DE CARGA
POR	PEDIDO	CILINDRO DE GÁS	KIT DE MANUTENÇÃO	FLANGE	ADAPTADOR DE CARGA

CS 18300 V1

Power Compact Stroke

AZOL GAS

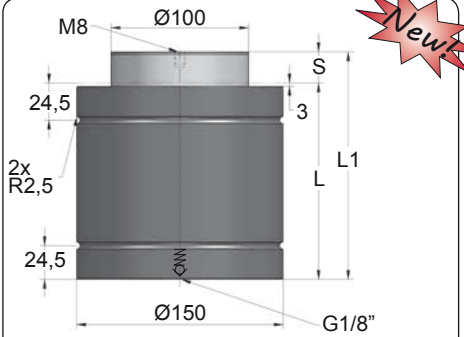

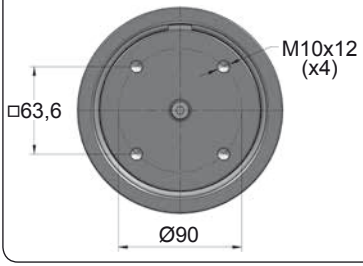

Newt

ORDER	S (mm)	L1 ±0,25 (mm)	L (mm)	Kg.
CS 18300 010 V1	10	110	100	9.80
CS 18300 016 V1	16	136	120	11.07
CS 18300 025 V1	25	165	140	12.20
CS 18300 032 V1	32	197	165	13.60
CS 18300 040 V1	40	235	195	15.20
CS 18300 050 V1	50	270	220	16.60
CS 18300 065 V1	65	323	258	18.01

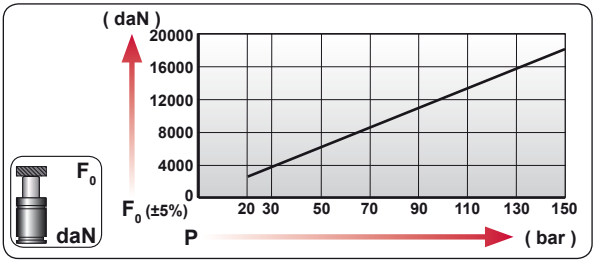

CODE	bar	psi	F_0 daN	F_1 daN
CS 18300 050 V1	150	2175	18410	26340
---------	---	---	---	---

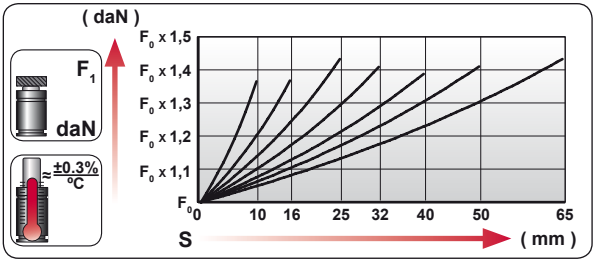

	ENG	ORDER
	DEU	BESTELLUNG
	FRA	COMMANDE
	ITA	ORDINE
	ESP	PEDIDO
	POR	PEDIDO

F_0 daN — S mm

CS 18300 50

CS 18300 050 V1

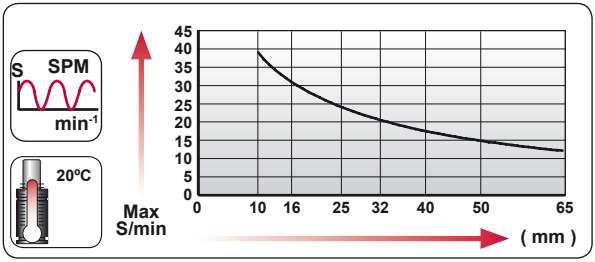



N_2	Smax < 90%	Vmax 0,5 m/s	bar psi 20 290	bar psi 150 2175	ºC ºF 0 32	ºC ºF 80 176	

AZOL GAS

CS 18300 V1 MOUNTS

Power Compact Stroke

A14-150

ISO · E24.54.815.G · EM24.54.700/F

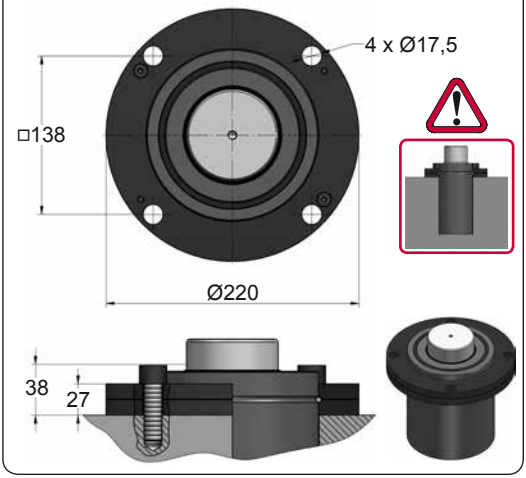

A34-150

ISO · VDI

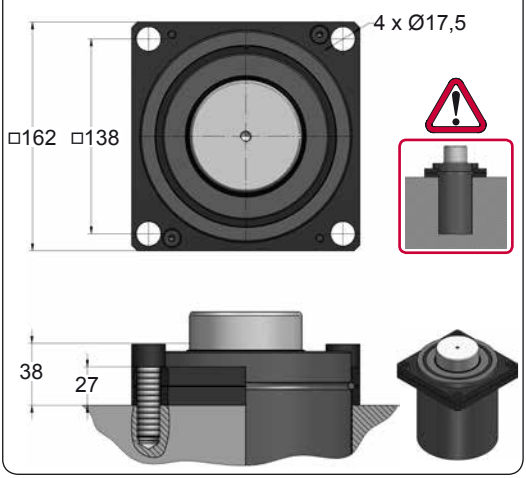

D02-150

ISO · E24.54.815.G

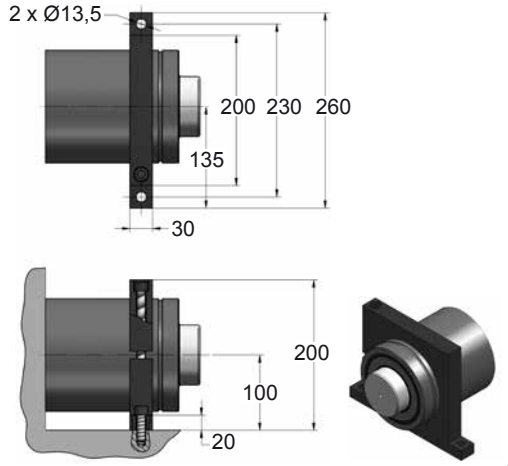







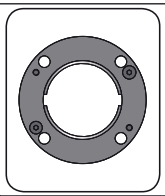

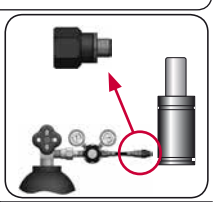

CODE		CS 18300 050 V1	KIT XXXXXXX-S	A14-150	18 GA 5
ENG	ORDER	GAS SPRING	REPAIR KIT	FLANGE	CHARGING ADAPTER
DEU	BESTELLUNG	GASDRUCKFEDER	ERSATZTEILSATZ	FLANSCHE	LADEADAPTER
FRA	COMMANDE	RESSORT À GAZ	KIT DE RÉPARATION	BRIDE	RACCORD DE CHARGE
ITA	ORDINE	CILINDRO AD AZOTO	KIT DI MANUTENZIONE	FLANGE	ADATTATORE DI CARICO
ESP	PEDIDO	RESORTE DE GAS	KIT DE REPARACION	BRIDA	ADAPTADOR DE CARGA
POR	PEDIDO	CILINDRO DE GÁS	KIT DE MANUTENÇÃO	FLANGE	ADAPTADOR DE CARGA

CSE 18300

Power Compact Stroke

AZOL GAS

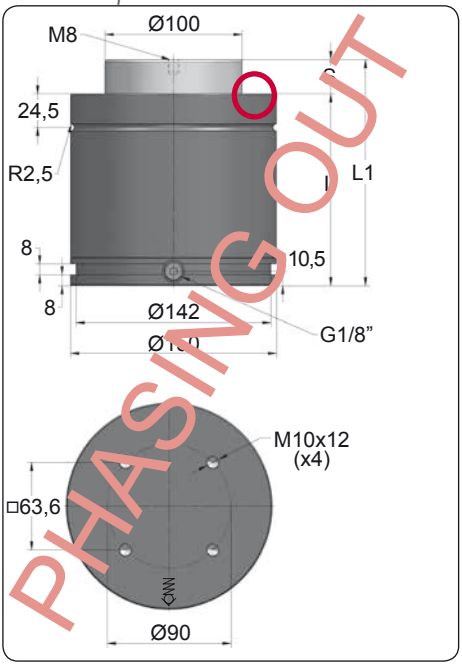

PHASING OUT

ORDER	S (mm)	L1 ±0,25 (mm)	L (mm)	Kg.
CSE 18300 010	10	110	100	15.44
CSE 18300 016	16	136	120	16.53
CSE 18300 025	25	165	140	17.73
CSE 18300 032	32	197	165	19.07
CSE 18300 040	40	235	195	20.65
CSE 18300 050	50	270	220	22.11

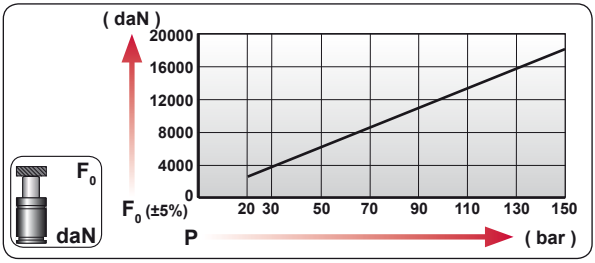

CODE	bar	psi	F0 daN	F1 daN
CSE 18300 050	150	2175	18410	26515
CSE-H 18300 050	0	0	---	---

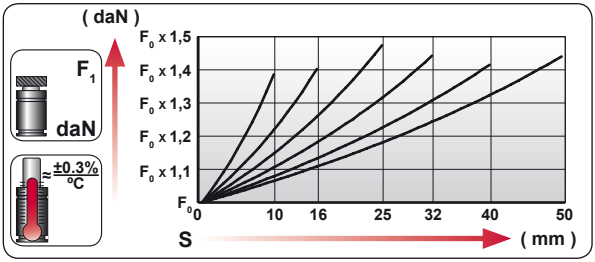

ENG	ORDER
DEU	BESTELLUNG
FRA	COMMANDE
ITA	ORDINE
ESP	PEDIDO
POR	PEDIDO

F0 daN — S mm

CSE 18300 50

CSE 18300 050

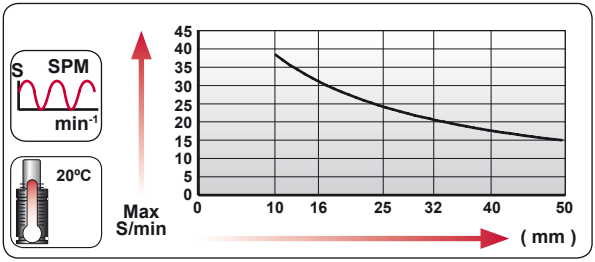

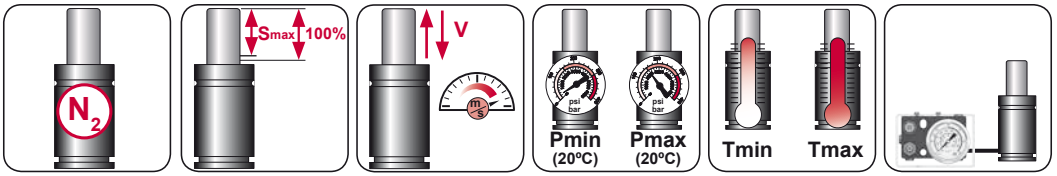

N_2	Smax < 90%	Vmax 0,5 m/s	bar psi 20 290	bar psi 150 2175	ºC ºF 0 32	ºC ºF 80 176	600 CP-

AZOL GAS

CSE 18300 MOUNTS

Power Compact Stroke

A14-150

E24.54.815.G
EM24.54.700/F

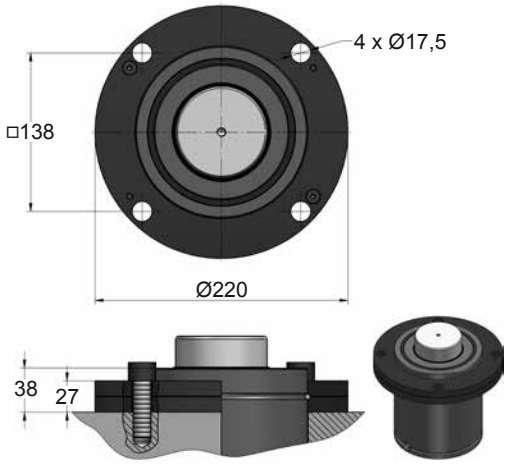

A34-150

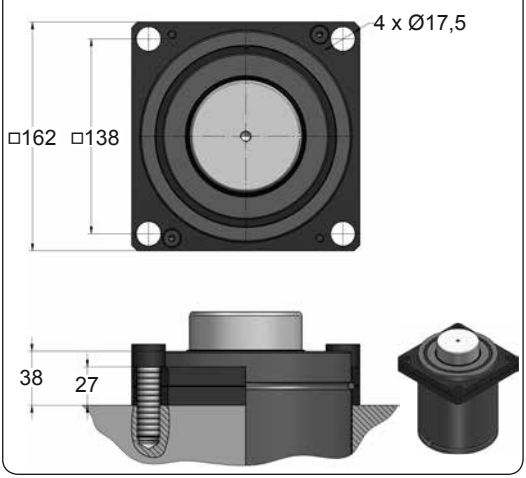

C20-150

E24.54.815.G
EM24.54.700/F

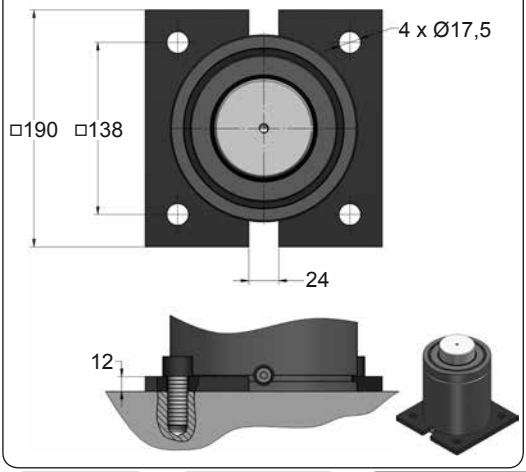

D02-150

E24.54.815.G

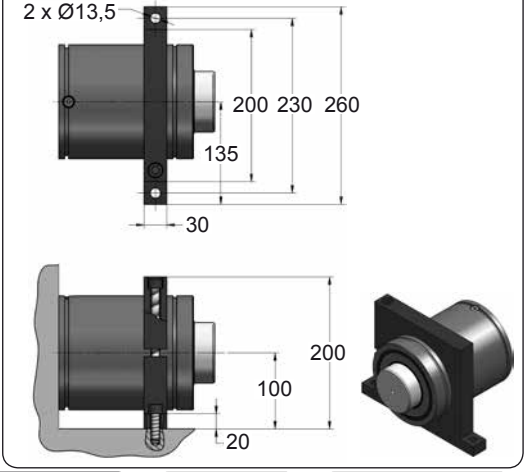







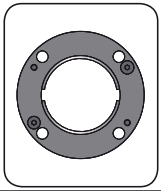

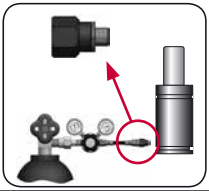

CODE		CSE 18300 050		A14-150	18 GA 5
ENG	ORDER	GAS SPRING	REPAIR KIT	FLANGE	CHARGING ADAPTER
DEU	BESTELLUNG	GASDRUCKFEDER	ERSATZTEILSATZ	FLANSCHE	LADEADAPTER
FRA	COMMANDE	RESSORT À GAZ	KIT DE RÉPARATION	BRIDE	RACCORD DE CHARGE
ITA	ORDINE	CILINDRO AD AZOTO	KIT DI MANUTENZIONE	FLANGE	ADATTATORE DI CARICO
ESP	PEDIDO	RESORTE DE GAS	KIT DE REPARACION	BRIDA	ADAPTADOR DE CARGA
POR	PEDIDO	CILINDRO DE GÁS	KIT DE MANUTENÇÃO	FLANGE	ADAPTADOR DE CARGA

CSE 18300 V1

Power Compact Stroke

AZOL GAS

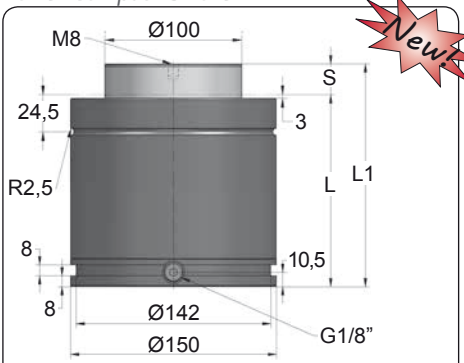

Newt

ORDER	S (mm)	L1 ±0,25 (mm)	L (mm)	Kg.
CSE 18300 010 V1	10	110	100	15.44
CSE 18300 016 V1	16	136	120	16.53
CSE 18300 025 V1	25	165	140	17.73
CSE 18300 032 V1	32	197	165	19.07
CSE 18300 040 V1	40	235	195	20.65
CSE 18300 050 V1	50	270	220	22.11

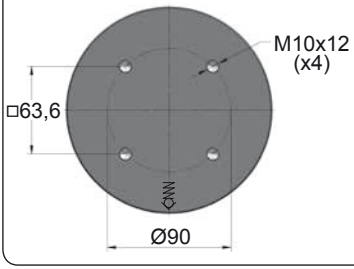

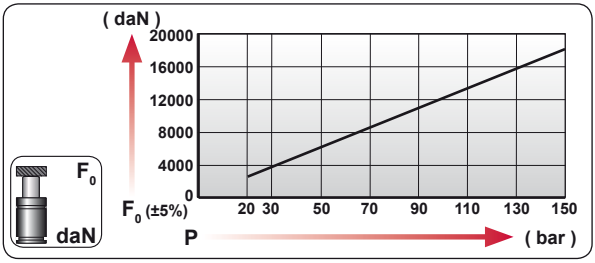

CODE	bar	psi	F_0 daN	F_1 daN
CSE 18300 050 V1	150	2175	18410	26515
CSE-H 18300 050 V1	0	0	---	---

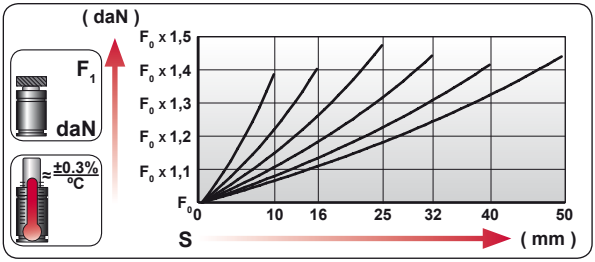

ENG	ORDER
DEU	BESTELLUNG
FRA	COMMANDE
ITA	ORDINE
ESP	PEDIDO
POR	PEDIDO

F_0 daN — S mm

CSE 18300 50

CSE 18300 050 V1

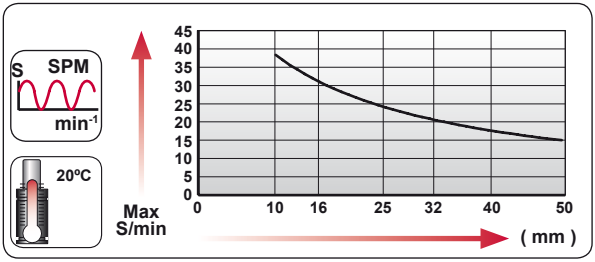



N_2	Smax < 90%	Vmax 0,5 m/s	bar psi 20 290	bar psi 150 2175	ºC ºF 0 32	ºC ºF 80 176	600 CP-

AZOL GAS

CSE 18300 V1 MOUNTS

Power Compact Stroke

A14-150

ISO | E24.54.815.G | EM24.54.700/F

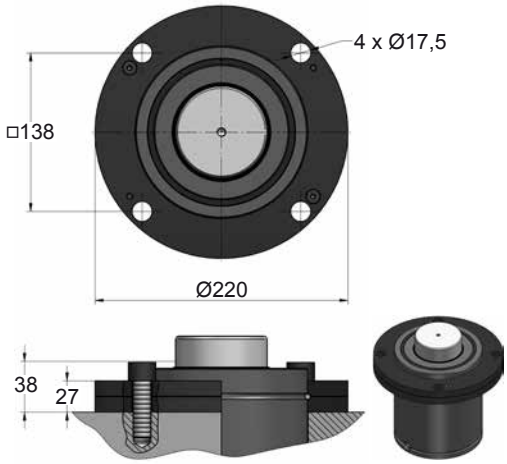

A34-150

ISO | VDI

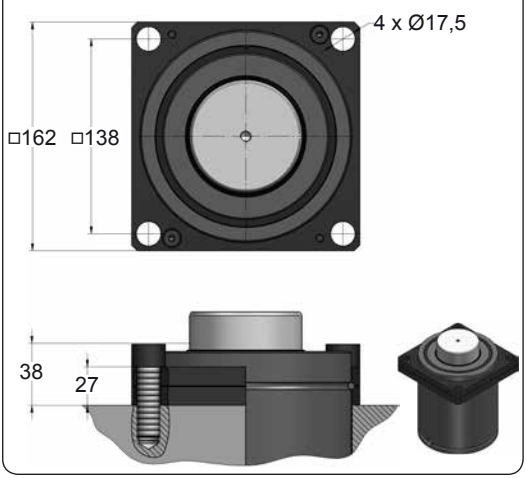

C20-150

ISO | VDI | E24.54.815.G | EM24.54.700/F

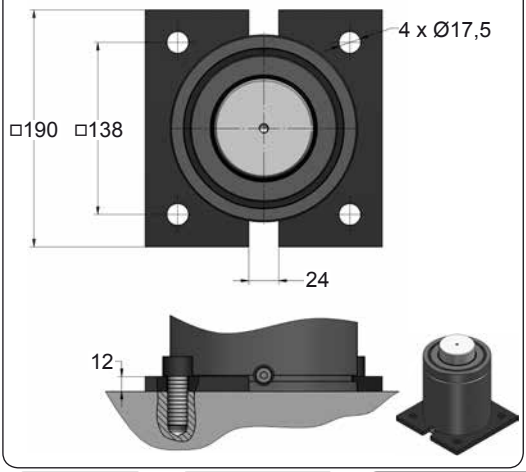

D02-150

ISO | E24.54.815.G

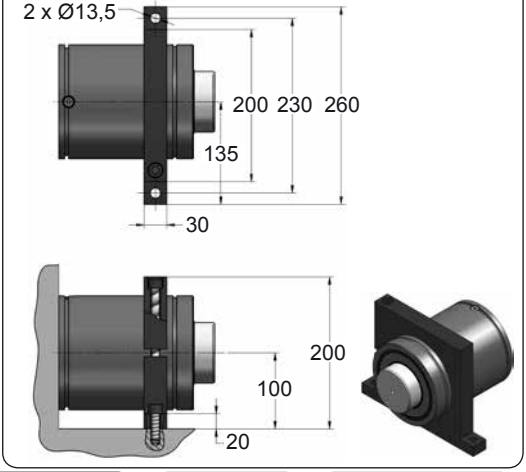







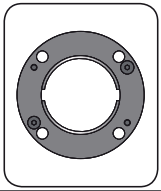

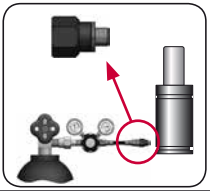

CODE		CSE 18300 050 V1		A14-150	18 GA 5
ENG	ORDER	GAS SPRING	REPAIR KIT	FLANGE	CHARGING ADAPTER
DEU	BESTELLUNG	GASDRUCKFEDER	ERSATZTEILSATZ	FLANSCHE	LADEADAPTER
FRA	COMMANDE	RESSORT À GAZ	KIT DE RÉPARATION	BRIDE	RACCORD DE CHARGE
ITA	ORDINE	CILINDRO AD AZOTO	KIT DI MANUTENZIONE	FLANGE	ADATTATORE DI CARICO
ESP	PEDIDO	RESORTE DE GAS	KIT DE REPARACION	BRIDA	ADAPTADOR DE CARGA
POR	PEDIDO	CILINDRO DE GÁS	KIT DE MANUTENÇÃO	FLANGE	ADAPTADOR DE CARGA

AZOL GAS

SPECIAL APPLICATIONS

ROB / ROT



VH



ART



ROB 750

Special Applications

AZOL GAS

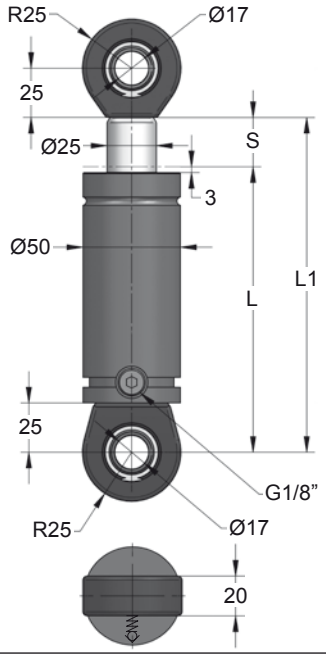

ORDER	S (mm)	L1 ±0,25 (mm)	L (mm)	Kg.
ROB 750 012	12.7	145.4	132.7	1.74
ROB 750 025	25	170	145	1.96
ROB 750 038	38	196	158	2.04
ROB 750 050	50	220	170	2.14
ROB 750 063	63.5	247	183.5	2.24
ROB 750 080	80	280	200	2.44
ROB 750 100	100	320	220	2.68
ROB 750 125	125	370	245	2.84
ROB 750 160	160	440	280	3.12

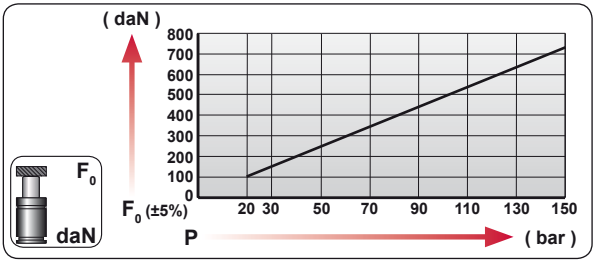

CODE	bar	psi	F0 daN	F1 daN
ROB 750 050	150	2175	740	1100
---------	---	---	---	---

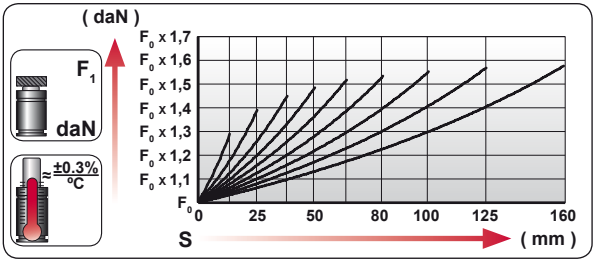

ENG	ORDER
DEU	BESTELLUNG
FRA	COMMANDE
ITA	ORDINE
ESP	PEDIDO
POR	PEDIDO

F0 daN — S mm

ROB 750 50

ROB 750 050



ENG	REPAIR KIT	CHARGING ADAPTER
DEU	ERSATZ	LADEADAPTER
FRA	KIT DE RÉPARATION	RACCORD DE CHARGE
ITA	KIT DI MANUTENZIONE	ADATTATORE DI CARICO
ESP	KIT DE REPARACION	ADAPTADOR DE CARGA
POR	KIT DE MANUTENÇÃO	ADAPTADOR DE CARGA



N_2	Smax < 90%	Vmax 1,6 m/s	bar psi 20 290	bar psi 150 2175	°C °F 0 32	°C °F 80 176	600 CP-

AZOL GAS ROT 750

Special Applications

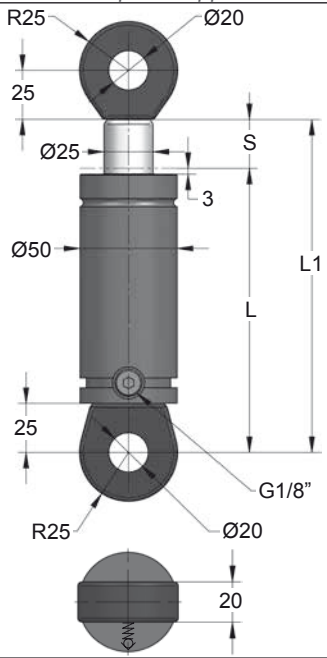

ORDER	S (mm)	L1 ±0,25 (mm)	L (mm)	Kg.
ROT 750 012	12.7	145.4	132.7	1.74
ROT 750 025	25	170	145	1.96
ROT 750 038	38	196	158	2.04
ROT 750 050	50	220	170	2.14
ROT 750 063	63.5	247	183.5	2.24
ROT 750 080	80	280	200	2.44
ROT 750 100	100	320	220	2.68
ROT 750 125	125	370	245	2.84
ROT 750 160	160	440	280	3.12

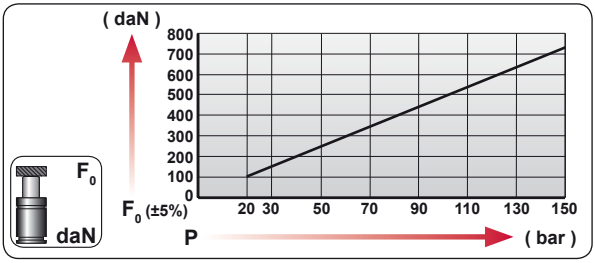

CODE	bar	psi	F0 daN	F1 daN
ROT 750 050	150	2175	740	1100
---------	---	---	---	---

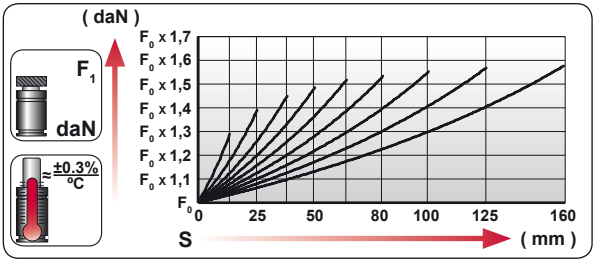

ENG	ORDER
DEU	BESTELLUNG
FRA	COMMANDE
ITA	ORDINE
ESP	PEDIDO
POR	PEDIDO

F0 daN — S mm

ROT 750 50

ROT 750 050



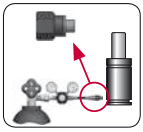

18 GA 5

ENG	REPAIR KIT	CHARGING ADAPTER
DEU	ERSATZ	LADEADAPTER
FRA	KIT DE RÉPARATION	RACCORD DE CHARGE
ITA	KIT DI MANUTENZIONE	ADATTATORE DI CARICO
ESP	KIT DE REPARACION	ADAPTADOR DE CARGA
POR	KIT DE MANUTENÇÃO	ADAPTADOR DE CARGA



N_2	Smax < 90%	Vmax 1,6 m/s	bar psi 20 290	bar psi 150 2175	°C °F 0 32	°C °F 80 176	600 CP-

ROB 1500

Special Applications

AZOL GAS

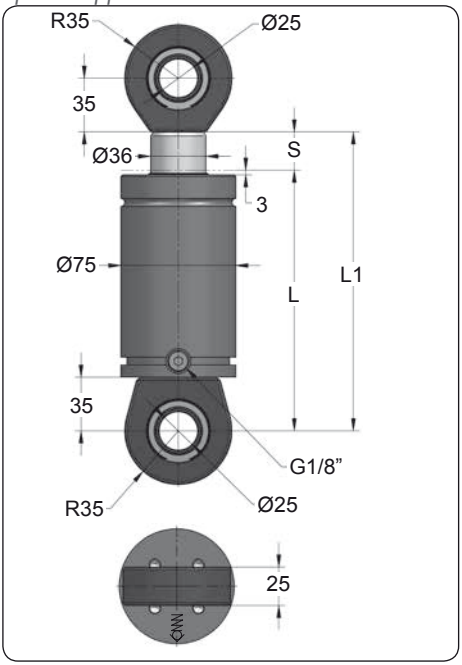

ORDER	S (mm)	L1 ±0,25 (mm)	L (mm)	Kg.
ROB 1500 012	12.7	170.4	157.7	4.36
ROB 1500 025	25	195	170	4.61
ROB 1500 038	38	221	183	4.88
ROB 1500 050	50	245	195	5.12
ROB 1500 063	63.5	272	208.5	5.40
ROB 1500 080	80	305	225	5.73
ROB 1500 100	100	345	245	6.14
ROB 1500 125	125	395	270	6.65
ROB 1500 160	160	465	305	7.37

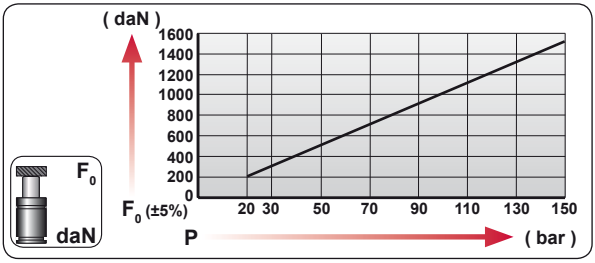

CODE	bar	psi	F_0 daN	F_1 daN
ROB 1500 050	150	2175	1530	2070
---------	---	---	---	---

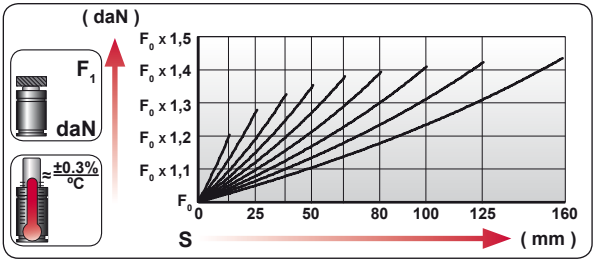

ENG	ORDER	F_0 daN	S mm
DEU	BESTELLUNG		
FRA	COMMANDE		
ITA	ORDINE		
ESP	PEDIDO		
POR	PEDIDO		

ROB 1500 50

ROB 1500 050



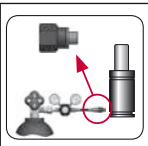

18 GA 5

ENG	REPAIR KIT	CHARGING ADAPTER
DEU	ERSATZ	LADEADAPTER
FRA	KIT DE RÉPARATION	RACCORD DE CHARGE
ITA	KIT DI MANUTENZIONE	ADATTATORE DI CARICO
ESP	KIT DE REPARACION	ADAPTADOR DE CARGA
POR	KIT DE MANUTENÇÃO	ADAPTADOR DE CARGA



N_2	Smax < 90%	Vmax 1,6 m/s	bar psi 20 290	bar psi 150 2175	°C °F 0 32	°C °F 80 176	600 CP-

AZOL GAS ROT 1500

Special Applications

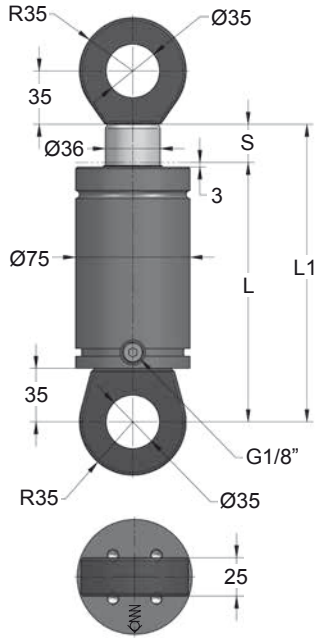

ORDER	S (mm)	L1 ±0,25 (mm)	L (mm)	Kg.
ROT 1500 012	12.7	170.4	157.7	4.36
ROT 1500 025	25	195	170	4.61
ROT 1500 038	38	221	183	4.88
ROT 1500 050	50	245	195	5.12
ROT 1500 063	63.5	272	208.5	5.40
ROT 1500 080	80	305	225	5.73
ROT 1500 100	100	345	245	6.14
ROT 1500 125	125	395	270	6.65
ROT 1500 160	160	465	305	7.37

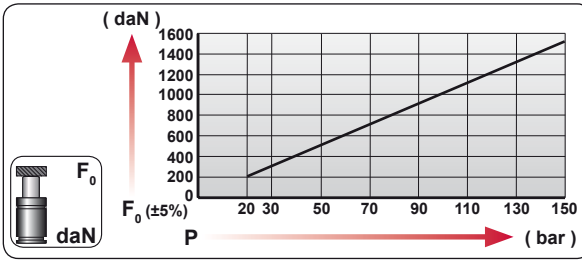

CODE	bar	psi	F_0 daN	F_1 daN
ROT 1500 050	150	2175	1530	2070
---------	---	---	---	---

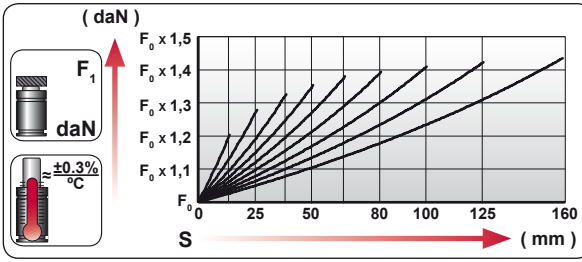

ENG	ORDER	F_0 daN	S mm
DEU	BESTELLUNG		
FRA	COMMANDE		
ITA	ORDINE		
ESP	PEDIDO		
POR	PEDIDO		

ROT 1500 050

SEAL KIT XXXXXXX-S

CARTRIDGE KIT XXXXXXX-C

KIT XXXXXXX-S

KIT XXXXXXX-C

18 GA 5

ENG	REPAIR KIT	CHARGING ADAPTER
DEU	ERSATZ	LADEADAPTER
FRA	KIT DE RÉPARATION	RACCORD DE CHARGE
ITA	KIT DI MANUTENZIONE	ADATTATORE DI CARICO
ESP	KIT DE REPARACION	ADAPTADOR DE CARGA
POR	KIT DE MANUTENÇÃO	ADAPTADOR DE CARGA



N_2	Smax < 90%	Vmax 1,6 m/s	bar psi 20 290	bar psi 150 2175	°C °F 0 32	°C °F 80 176	600 CP-

ROB 3000

Special Applications

AZOL GAS

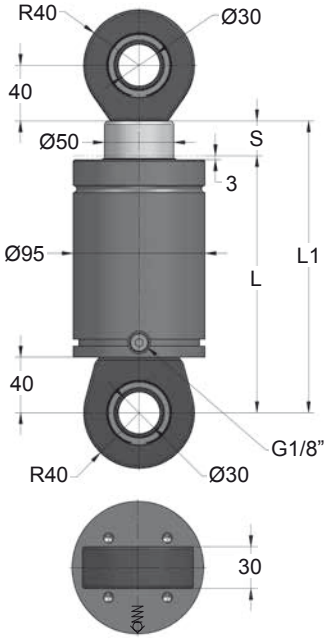

ORDER	S (mm)	L1 ±0,25 (mm)	L (mm)	Kg.
ROB 3000 012	12.7	185.4	172.7	7.68
ROB 3000 025	25	210	185	7.98
ROB 3000 038	38	236	198	8.44
ROB 3000 050	50	260	210	8.98
ROB 3000 063	63.5	287	223.5	9.38
ROB 3000 080	80	320	240	10.39
ROB 3000 100	100	360	260	10.58
ROB 3000 125	125	410	285	11.16
ROB 3000 160	160	480	320	12.26

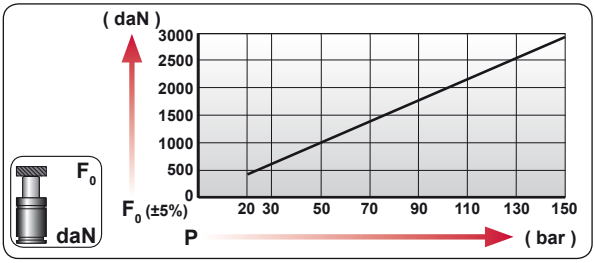

CODE	bar	psi	F_0 daN	F_1 daN
ROB 3000 050	150	2175	2945	4180
---------	---	---	---	---

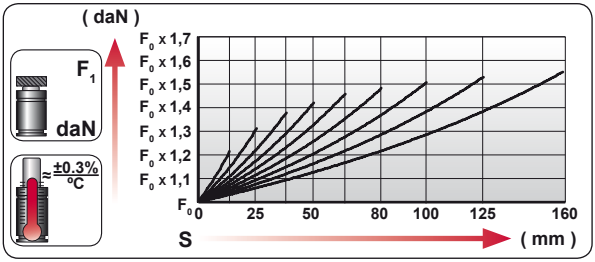

ENG	ORDER
DEU	BESTELLUNG
FRA	COMMANDE
ITA	ORDINE
ESP	PEDIDO
POR	PEDIDO

F_0 daN

S mm

ROB 3000 50

ROB 3000 050



KIT XXXXXXX-S
KIT XXXXXXX-C

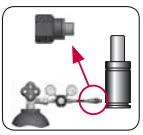

18 GA 5

ENG	REPAIR KIT	CHARGING ADAPTER
DEU	ERSATZ	LADEADAPTER
FRA	KIT DE RÉPARATION	RACCORD DE CHARGE
ITA	KIT DI MANUTENZIONE	ADATTATORE DI CARICO
ESP	KIT DE REPARACION	ADAPTADOR DE CARGA
POR	KIT DE MANUTENÇÃO	ADAPTADOR DE CARGA



N_2	Smax < 90%	Vmax 1,6 m/s	bar psi 20 290	bar psi 150 2175	°C °F 0 32	°C °F 80 176	600 CP-

AZOL GAS ROT 3000

Special Applications

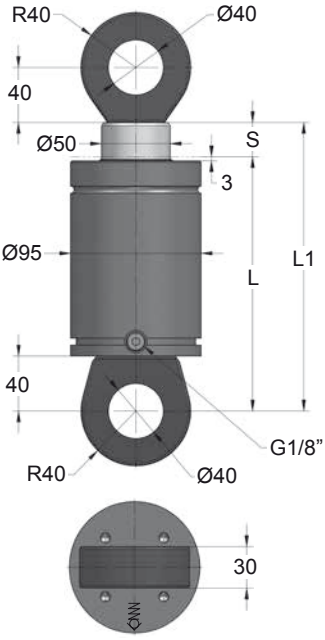

ORDER	S (mm)	L1 ±0,25 (mm)	L (mm)	Kg.
ROT 3000 012	12.7	185.4	172.7	7.68
ROT 3000 025	25	210	185	7.98
ROT 3000 038	38	236	198	8.44
ROT 3000 050	50	260	210	8.98
ROT 3000 063	63.5	287	223.5	9.38
ROT 3000 080	80	320	240	10.39
ROT 3000 100	100	360	260	10.58
ROT 3000 125	125	410	285	11.16
ROT 3000 160	160	480	320	12.26

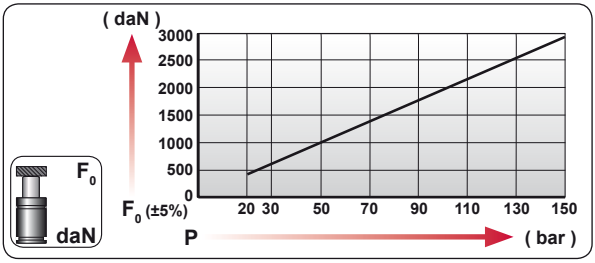

CODE	bar	psi	F0 daN	F1 daN
ROT 3000 050	150	2175	2945	4180
---------	---	---	---	---

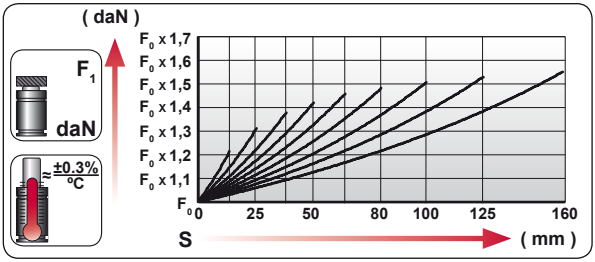

ENG	ORDER
DEU	BESTELLUNG
FRA	COMMANDE
ITA	ORDINE
ESP	PEDIDO
POR	PEDIDO

F0 daN — S mm

ROT 3000 50

ROT 3000 050



ENG	REPAIR KIT	CHARGING ADAPTER
DEU	ERSATZ	LADEADAPTER
FRA	KIT DE RÉPARATION	RACCORD DE CHARGE
ITA	KIT DI MANUTENZIONE	ADATTATORE DI CARICO
ESP	KIT DE REPARACION	ADAPTADOR DE CARGA
POR	KIT DE MANUTENÇÃO	ADAPTADOR DE CARGA



N_2	Smax < 90%	Vmax 1,6 m/s	bar psi 20 290	bar psi 150 2175	°C °F 0 32	°C °F 80 176	600 CP-

ROB 5000

Special Applications

AZOL GAS

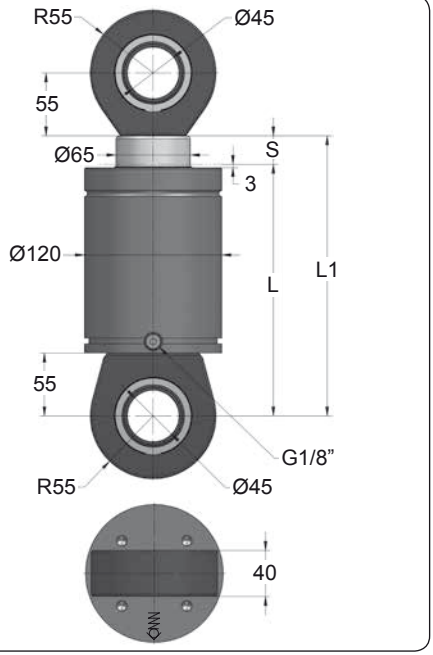

ORDER	S (mm)	L1 ±0,25 (mm)	L (mm)	Kg.
ROB 5000 012	12.7	220.4	207.7	15.79
ROB 5000 025	25	245	220	16.96
ROB 5000 038	38	271	233	17.11
ROB 5000 050	50	295	245	17.45
ROB 5000 063	63.5	322	258.5	18.17
ROB 5000 080	80	355	275	19.76
ROB 5000 100	100	395	295	20.21
ROB 5000 125	125	445	320	21.56
ROB 5000 160	160	515	355	23.36

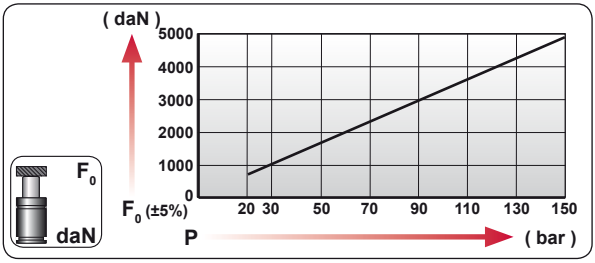

CODE	bar	psi	F0 daN	F1 daN
ROB 5000 050	150	2175	4980	7170
---------	---	---	---	---

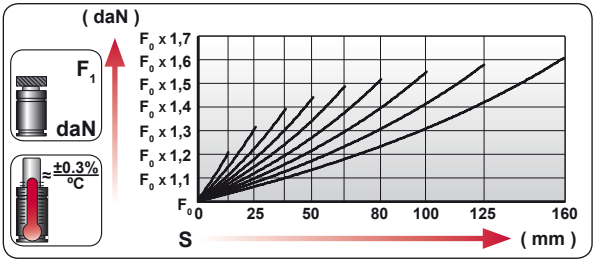

ENG	ORDER
DEU	BESTELLUNG
FRA	COMMANDE
ITA	ORDINE
ESP	PEDIDO
POR	PEDIDO

F0 daN — S mm

ROB 5000 50

ROB 5000 050



ENG	REPAIR KIT	CHARGING ADAPTER
DEU	ERSATZ	LADEADAPTER
FRA	KIT DE RÉPARATION	RACCORD DE CHARGE
ITA	KIT DI MANUTENZIONE	ADATTATORE DI CARICO
ESP	KIT DE REPARACION	ADAPTADOR DE CARGA
POR	KIT DE MANUTENÇÃO	ADAPTADOR DE CARGA



N_2	Smax < 90%	Vmax 1,6 m/s	bar psi 20 290	bar psi 150 2175	°C °F 0 32	°C °F 80 176	600 CP-

AZOL GAS ROT 5000

Special Applications

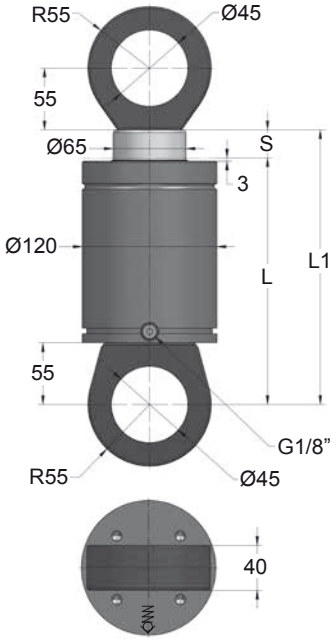

ORDER	S (mm)	L1 ±0,25 (mm)	L (mm)	Kg.
ROT 5000 012	12.7	220.4	207.7	15.79
ROT 5000 025	25	245	220	16.96
ROT 5000 038	38	271	233	17.11
ROT 5000 050	50	295	245	17.45
ROT 5000 063	63.5	322	258.5	18.17
ROT 5000 080	80	355	275	19.76
ROT 5000 100	100	395	295	20.21
ROT 5000 125	125	445	320	21.56
ROT 5000 160	160	515	355	23.36

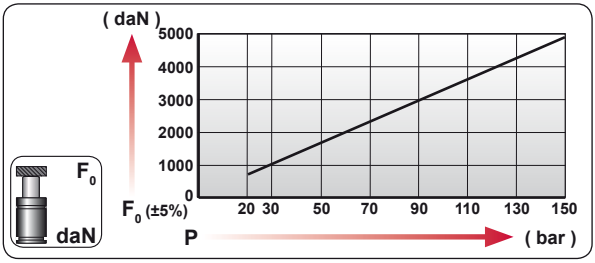

CODE	bar	psi	F0 daN	F1 daN
ROT 5000 050	150	2175	4980	7170
---------	---	---	---	---

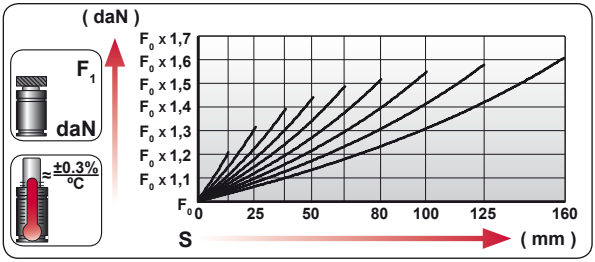

ENG	ORDER
DEU	BESTELLUNG
FRA	COMMANDE
ITA	ORDINE
ESP	PEDIDO
POR	PEDIDO

F0 daN — S mm

ROT 5000 050



SEAL KIT XXXXXXX-S

CARTRIDGE KIT XXXXXXX-C

KIT XXXXXXX-S
KIT XXXXXXX-C

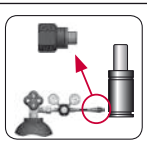

18 GA 5

ENG	REPAIR KIT	CHARGING ADAPTER
DEU	ERSATZ	LADEADAPTER
FRA	KIT DE RÉPARATION	RACCORD DE CHARGE
ITA	KIT DI MANUTENZIONE	ADATTATORE DI CARICO
ESP	KIT DE REPARACION	ADAPTADOR DE CARGA
POR	KIT DE MANUTENÇÃO	ADAPTADOR DE CARGA



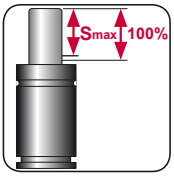

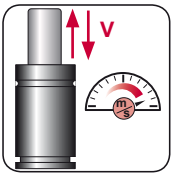



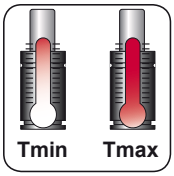



N_2	Smax < 90%	Vmax 1,6 m/s	bar psi 20 290	bar psi 150 2175	°C °F 0 32	°C °F 80 176	600 CP-

VH 500

Special Applications

AZOL GAS

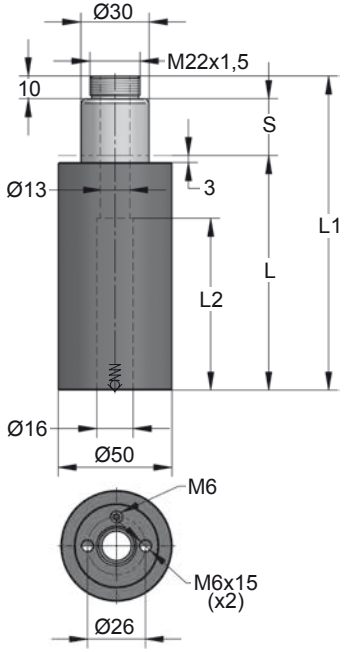

ORDER	S (mm)	L1 ±0,25 (mm)	L (mm)	L2 (mm)	Kg.
VH 500 010	10	108	88	45.5	0.98
VH 500 015	15	118	93	55.5	1.01
VH 500 025	25	138	103	75.5	1.09
VH 500 038	38	164	116	85.5	1.18
VH 500 050	50	188	128	97.5	1.27
VH 500 080	80	248	158	127.5	1.50
VH 500 100	100	288	178	147.5	1.65

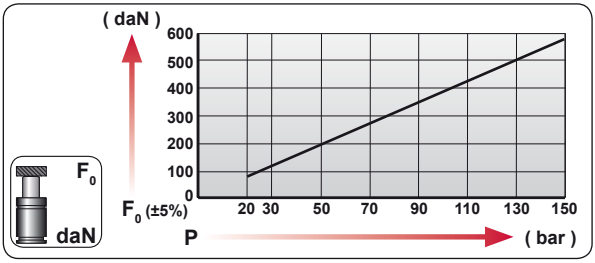

CODE	bar	psi	F_0 daN	F_1 daN
VH 500 050	130	1885	510	730
---------	---	---	---	---

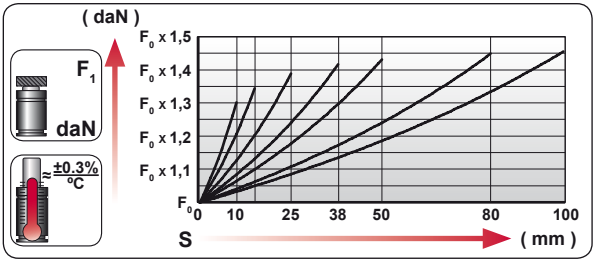

ENG	ORDER
DEU	BESTELLUNG
FRA	COMMANDE
ITA	ORDINE
ESP	PEDIDO
POR	PEDIDO

F_0 daN — S mm

VH 500 50

VH 500 050

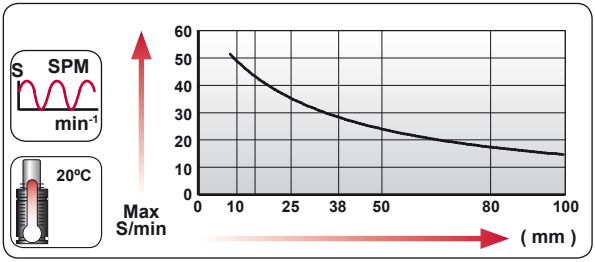



N_2	Smax < 90%	Vmax 0,5 m/s	bar psi 20 290	bar psi 150 2175	ºC ºF 0 32	ºC ºF 80 176	

AZOL GAS

VH 500 MOUNTS

Special Applications

B31-050

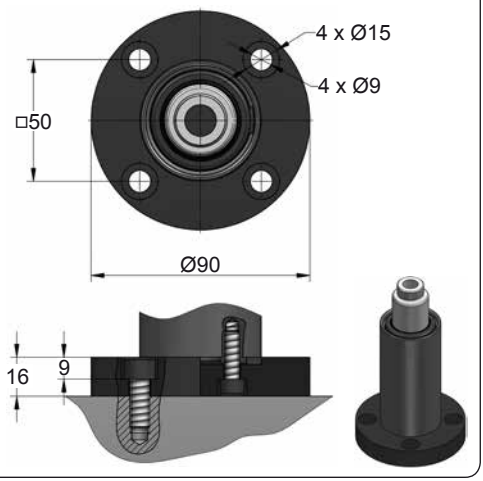

E33-050

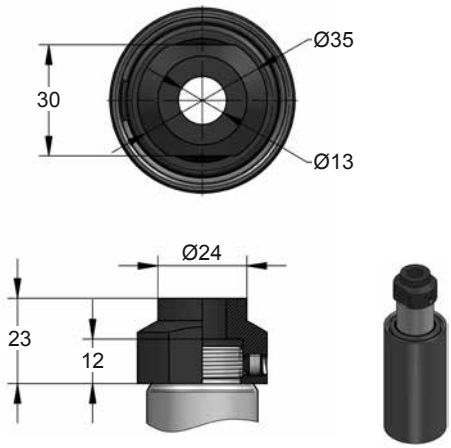



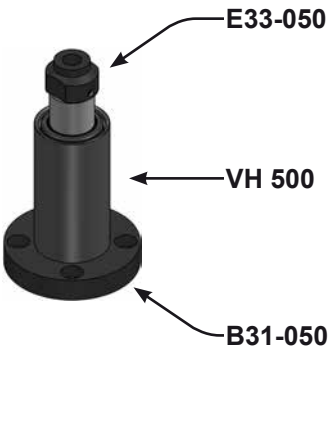







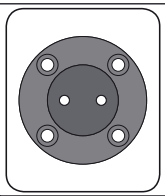

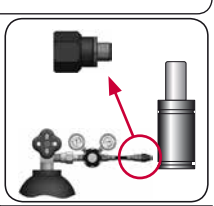

CODE		VH 500 050	KIT XXXXXXX-S KIT XXXXXXX-C	B31-050	06 GA 11
ENG	ORDER	GAS SPRING	REPAIR KIT	FLANGE	CHARGING ADAPTER
DEU	BESTELLUNG	GASDRUCKFEDER	ERSATZTEILSATZ	FLANSCHE	LADEADAPTER
FRA	COMMANDE	RESSORT À GAZ	KIT DE RÉPARATION	BRIDE	RACCORD DE CHARGE
ITA	ORDINE	CILINDRO AD AZOTO	KIT DI MANUTENZIONE	FLANGE	ADATTATORE DI CARICO
ESP	PEDIDO	RESORTE DE GAS	KIT DE REPARACION	BRIDA	ADAPTADOR DE CARGA
POR	PEDIDO	CILINDRO DE GÁS	KIT DE MANUTENÇÃO	FLANGE	ADAPTADOR DE CARGA

VH 1200

Special Applications

AZOL GAS

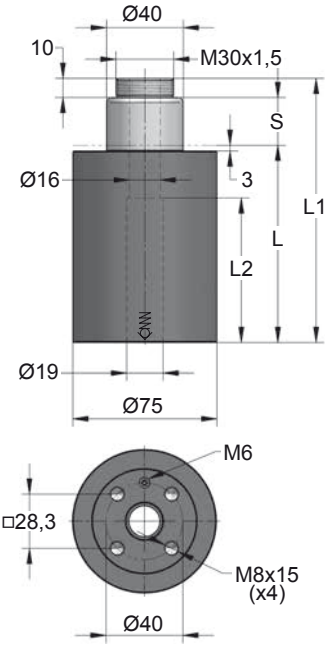

ORDER	S (mm)	L1 ±0,25 (mm)	L (mm)	L2 (mm)	Kg.
VH 1200 010	10	108	88	45.5	2.37
VH 1200 015	15	118	93	55.5	2.45
VH 1200 025	25	138	103	75.5	2.63
VH 1200 038	38	164	116	85.5	2.86
VH 1200 050	50	188	128	97.5	3.08
VH 1200 080	80	248	158	127.5	3.61
VH 1200 100	100	288	178	147.5	3.97

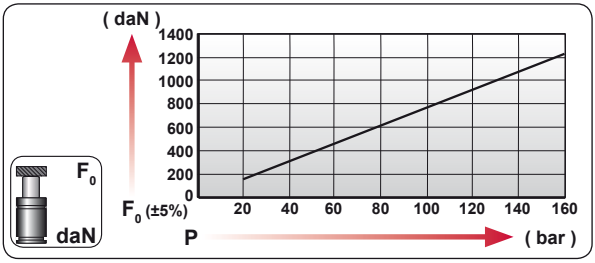

CODE	bar	psi	F0 daN	F1 daN
VH 1200 050	160	2320	1225	1680
---------	---	---	---	---

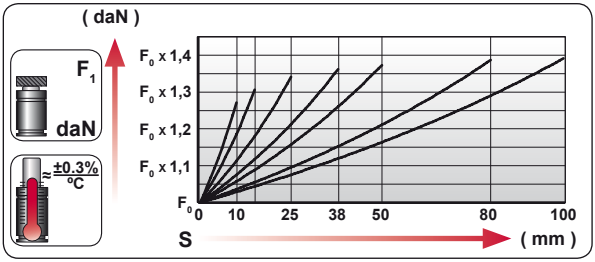

ENG	ORDER
DEU	BESTELLUNG
FRA	COMMANDE
ITA	ORDINE
ESP	PEDIDO
POR	PEDIDO

F0 daN — S mm

VH 1200 50

VH 1200 050

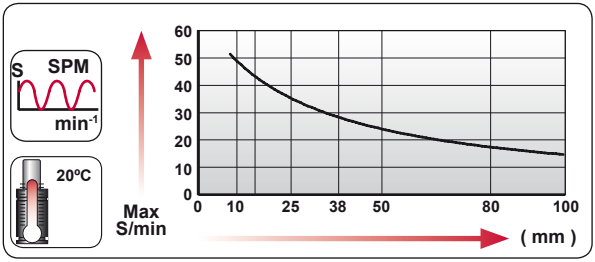



N_2	Smax < 90%	Vmax 0,5 m/s	bar psi 20 290	bar psi 160 2320	ºC ºF 0 32	ºC ºF 80 176	

AZOL GAS

VH 1200 MOUNTS

Special Applications

B31-075

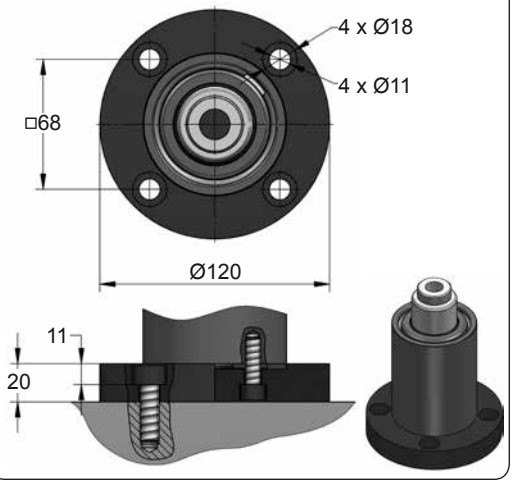

E33-075

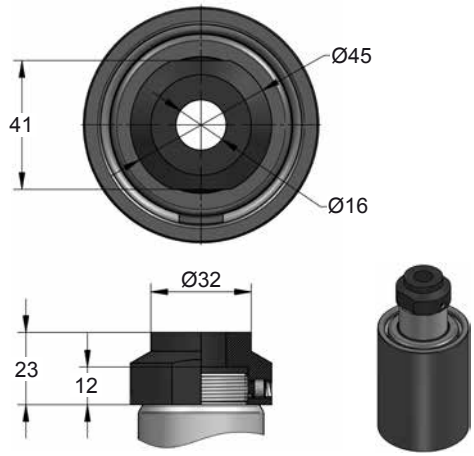



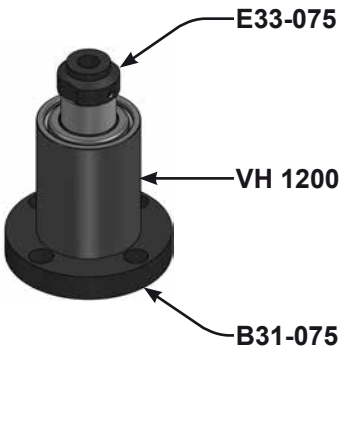



CODE		VH 1200 050	KIT XXXXXXX-S KIT XXXXXXX-C	B31-075	06 GA 11
ENG	ORDER	GAS SPRING	REPAIR KIT	FLANGE	CHARGING ADAPTER
DEU	BESTELLUNG	GASDRUCKFEDER	ERSATZTEILSATZ	FLANSCHE	LADEADAPTER
FRA	COMMANDE	RESSORT À GAZ	KIT DE RÉPARATION	BRIDE	RACCORD DE CHARGE
ITA	ORDINE	CILINDRO AD AZOTO	KIT DI MANUTENZIONE	FLANGE	ADATTATORE DI CARICO
ESP	PEDIDO	RESORTE DE GAS	KIT DE REPARACION	BRIDA	ADAPTADOR DE CARGA
POR	PEDIDO	CILINDRO DE GÁS	KIT DE MANUTENÇÃO	FLANGE	ADAPTADOR DE CARGA

VH 2200

Special Applications

AZOL GAS

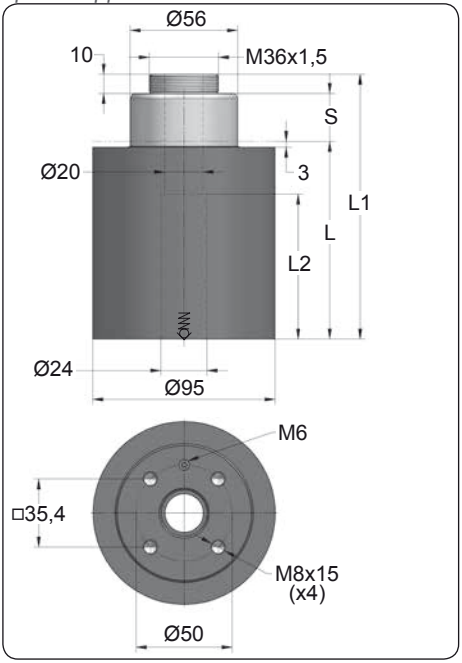

ORDER	S (mm)	L1 ±0,25 (mm)	L (mm)	L2 (mm)	Kg.
VH 2200 010	10	108	88	45.5	3.88
VH 2200 015	15	118	93	55.5	4.04
VH 2200 025	25	138	103	75.5	4.36
VH 2200 038	38	164	116	85.5	4.77
VH 2200 050	50	188	128	97.5	5.16
VH 2200 080	80	248	158	127.5	6.12
VH 2200 100	100	288	178	147.5	6.76

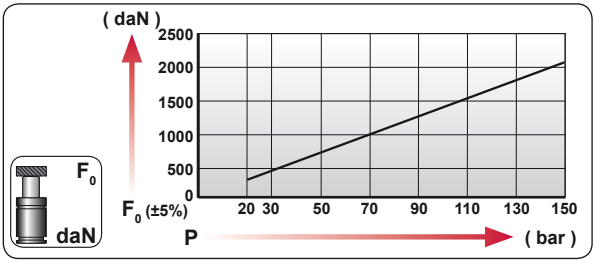

CODE	bar	psi	F0 daN	F1 daN
VH 2200 050	150	2175	2168	3310
---------	---	---	---	---

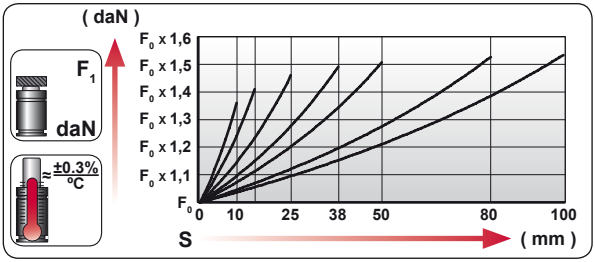

ENG	ORDER
DEU	BESTELLUNG
FRA	COMMANDE
ITA	ORDINE
ESP	PEDIDO
POR	PEDIDO



VH 2200 50

VH 2200 050

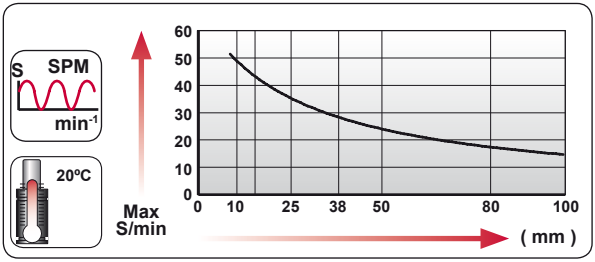

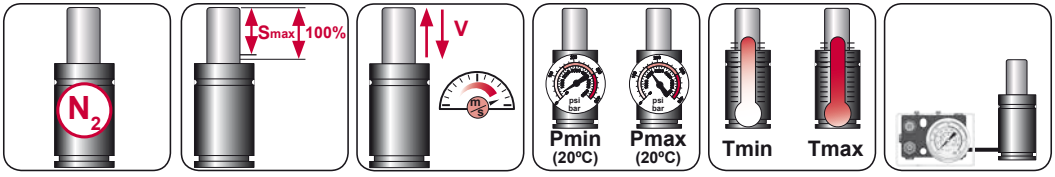

N_2	Smax < 90%	Vmax 0,5 m/s	bar psi 20 290	bar psi 150 2175	°C °F 0 32	°C °F 80 176	

AZOL GAS

VH 2200 MOUNTS

Special Applications

B31-095

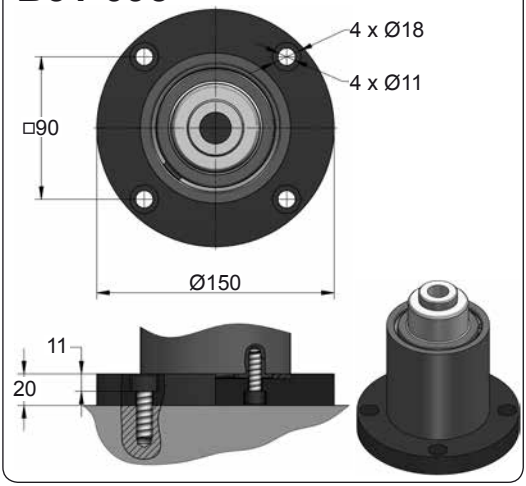

E33-095

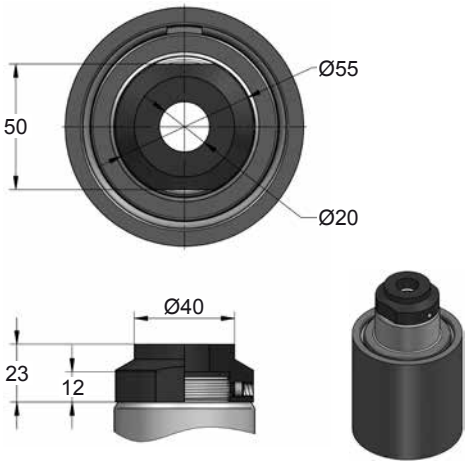

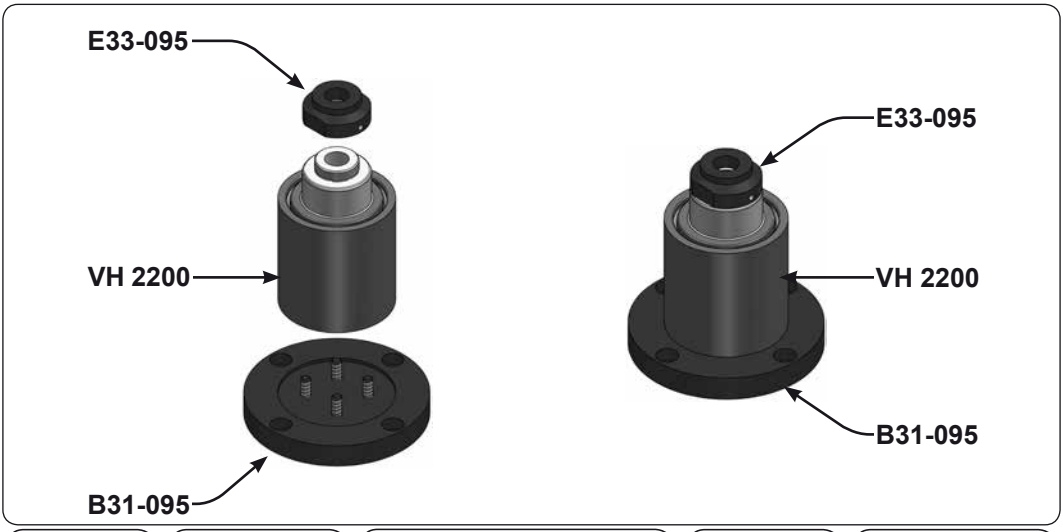



CODE		VH 2200 050	KIT XXXXXXX-S KIT XXXXXXX-C	B31-095	06 GA 11
ENG	ORDER	GAS SPRING	REPAIR KIT	FLANGE	CHARGING ADAPTER
DEU	BESTELLUNG	GASDRUCKFEDER	ERSATZTEILSATZ	FLANSCHE	LADEADAPTER
FRA	COMMANDE	RESSORT À GAZ	KIT DE RÉPARATION	BRIDE	RACCORD DE CHARGE
ITA	ORDINE	CILINDRO AD AZOTO	KIT DI MANUTENZIONE	FLANGE	ADATTATORE DI CARICO
ESP	PEDIDO	RESORTE DE GAS	KIT DE REPARACION	BRIDA	ADAPTADOR DE CARGA
POR	PEDIDO	CILINDRO DE GÁS	KIT DE MANUTENÇÃO	FLANGE	ADAPTADOR DE CARGA

ART 180

Special Applications

AZOL GAS

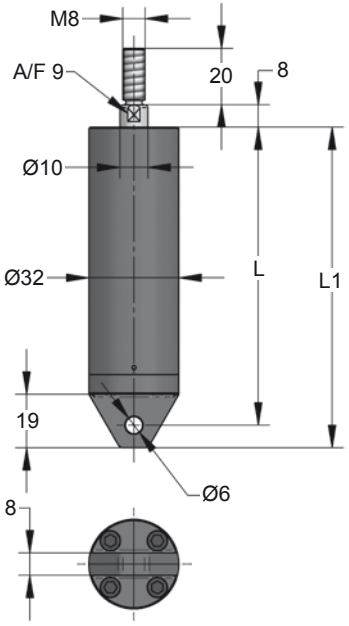

ORDER	S (mm)	L1 ±0,25 (mm)	L (mm)	Kg.
ART 180 015	15	114	106	0.52
ART 180 025	25	134	126	0.59
ART 180 038	38	160	152	0.67
ART 180 050	50	184	176	0.74
ART 180 080	80	244	236	0.93
ART 180 100	100	284	276	1.06
ART 180 125	125	334	326	1.21
ART 180 160	160	404	396	1.43

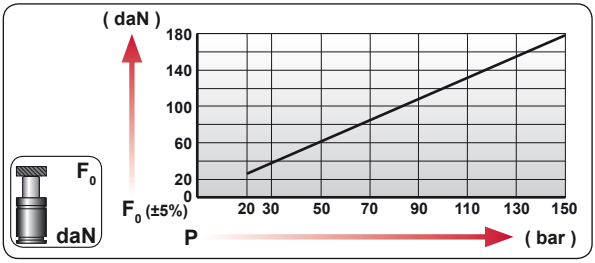

CODE	bar	psi	F_0 daN	F_1 daN
ART 180 050	150	2175	180	240
---------	---	---	---	---

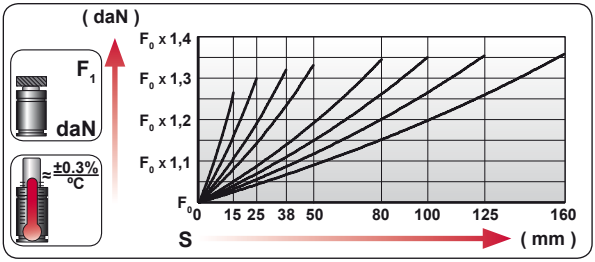

ENG	ORDER
DEU	BESTELLUNG
FRA	COMMANDE
ITA	ORDINE
ESP	PEDIDO
POR	PEDIDO

F_0 daN — S mm

ART 180 50

ART 180 050



ENG	REPAIR KIT	CHARGING ADAPTER
DEU	ERSATZ	LADEADAPTER
FRA	KIT DE RÉPARATION	RACCORD DE CHARGE
ITA	KIT DI MANUTENZIONE	ADATTATORE DI CARICO
ESP	KIT DE REPARACION	ADAPTADOR DE CARGA
POR	KIT DE MANUTENÇÃO	ADAPTADOR DE CARGA



N_2	Smax < 90%	Vmax 0,5 m/s	bar psi 20 290	bar psi 150 2175	°C °F 0 32	°C °F 80 176

AZOL GAS ART 300

Special Applications

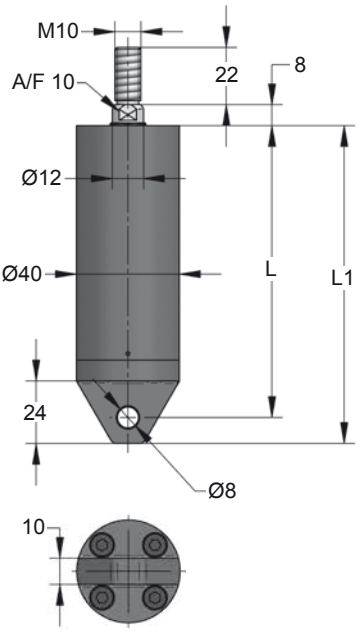

ORDER	S (mm)	L1 ±0,25 (mm)	L (mm)	Kg.
ART 300 015	15	122	112	0.83
ART 300 025	25	142	132	0.93
ART 300 038	38	168	158	1.05
ART 300 050	50	192	182	1.17
ART 300 080	80	252	242	1.46
ART 300 100	100	292	282	1.65
ART 300 125	125	342	332	1.89
ART 300 160	160	412	402	2.23

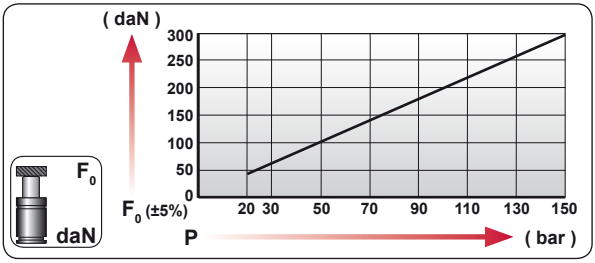

CODE	bar	psi	F0 daN	F1 daN
ART 300 050	150	2175	300	410
---------	---	---	---	---

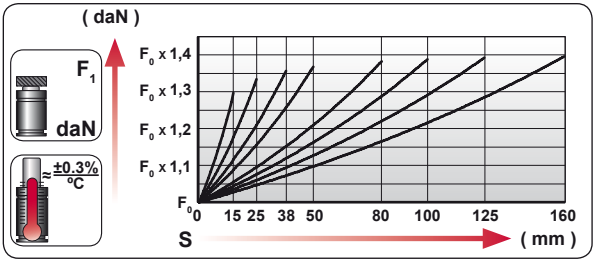

ENG	ORDER
DEU	BESTELLUNG
FRA	COMMANDE
ITA	ORDINE
ESP	PEDIDO
POR	PEDIDO

F0 daN | S mm

ART 300 50

ART 300 050



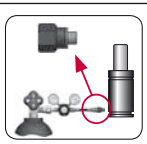

ENG	REPAIR KIT	CHARGING ADAPTER
DEU	ERSATZ	LADEADAPTER
FRA	KIT DE RÉPARATION	RACCORD DE CHARGE
ITA	KIT DI MANUTENZIONE	ADATTATORE DI CARICO
ESP	KIT DE REPARACION	ADAPTADOR DE CARGA
POR	KIT DE MANUTENÇÃO	ADAPTADOR DE CARGA



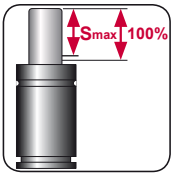

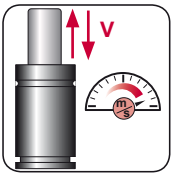



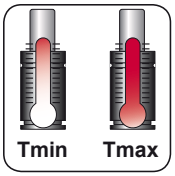



N_2	Smax < 90%	Vmax 0,5 m/s	bar psi 20 290	bar psi 150 2175	°C °F 0 32	°C °F 80 176	

ART 500

Special Applications

AZOL GAS

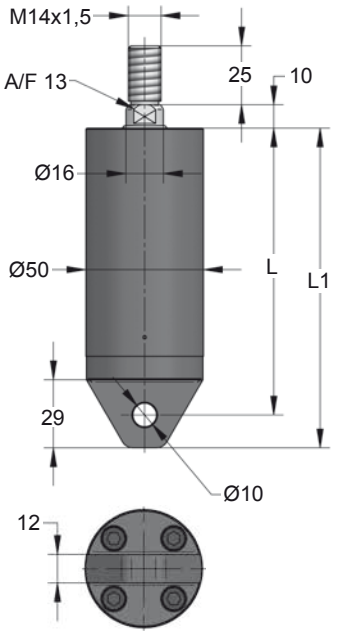

ORDER	S (mm)	L1 ±0,25 (mm)	L (mm)	Kg.
ART 500 015	15	136	122	1.50
ART 500 025	25	156	142	1.64
ART 500 038	38	182	168	1.82
ART 500 050	50	206	192	1.99
ART 500 080	80	266	252	2.41
ART 500 100	100	306	292	2.69
ART 500 125	125	356	342	3.05
ART 500 160	160	426	412	3.54

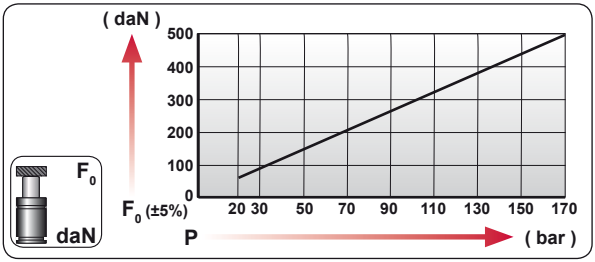

CODE	bar	psi	F_0 daN	F_1 daN
ART 500 050	170	2465	500	670
---------	---	---	---	---

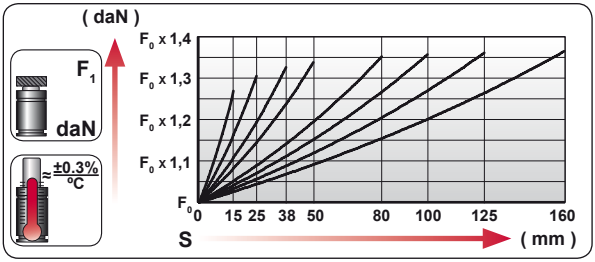

ENG	ORDER
DEU	BESTELLUNG
FRA	COMMANDE
ITA	ORDINE
ESP	PEDIDO
POR	PEDIDO

F_0 daN — S mm

ART 500 50

ART 500 050

SEAL KIT XXXXXXX-S

CARTRIDGE KIT XXXXXXX-C

KIT XXXXXXX-S

KIT XXXXXXX-C

18 GA 5

ENG	REPAIR KIT	CHARGING ADAPTER
DEU	ERSATZ	LADEADAPTER
FRA	KIT DE RÉPARATION	RACCORD DE CHARGE
ITA	KIT DI MANUTENZIONE	ADATTATORE DI CARICO
ESP	KIT DE REPARACION	ADAPTADOR DE CARGA
POR	KIT DE MANUTENÇÃO	ADAPTADOR DE CARGA



N_2	Smax < 90%	Vmax 0,5 m/s	bar psi 20 290	bar psi 170 2465	°C °F 0 32	°C °F 80 176	

AZOL GAS ART 750

Special Applications

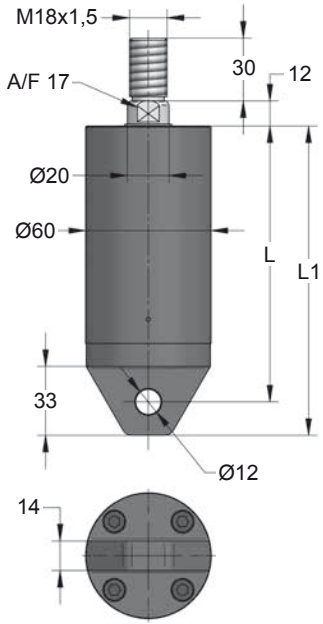

ORDER	S (mm)	L1 ±0,25 (mm)	L (mm)	Kg.
ART 750 015	15	148	132	2.32
ART 750 025	25	168	152	2.52
ART 750 038	38	194	178	2.77
ART 750 050	50	218	202	3.00
ART 750 080	80	278	262	3.59
ART 750 100	100	318	302	3.98
ART 750 125	125	368	352	4.47
ART 750 160	160	438	422	5.16

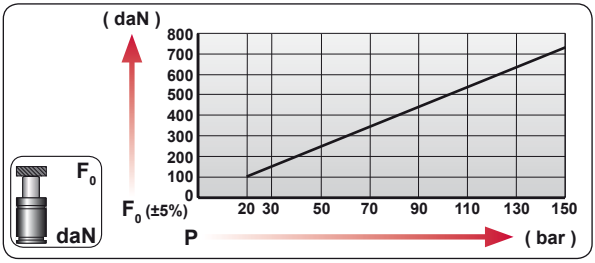

CODE	bar	psi	F0 daN	F1 daN
ART 750 050	150	2175	735	1010
---------	---	---	---	---

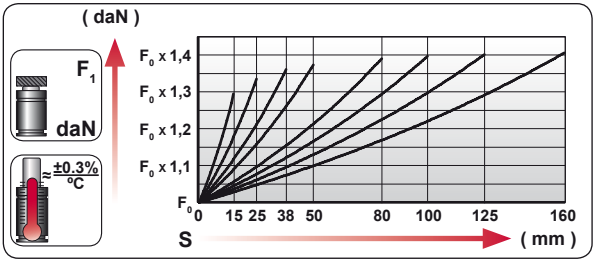

ENG	ORDER
DEU	BESTELLUNG
FRA	COMMANDE
ITA	ORDINE
ESP	PEDIDO
POR	PEDIDO

F0 daN — S mm

ART 750 50

ART 750 050

SEAL KIT XXXXXXX-S

CARTRIDGE KIT XXXXXXX-C

KIT XXXXXXX-S

KIT XXXXXXX-C

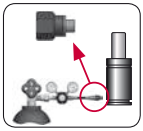

18 GA 5

ENG	REPAIR KIT	CHARGING ADAPTER
DEU	ERSATZ	LADEADAPTER
FRA	KIT DE RÉPARATION	RACCORD DE CHARGE
ITA	KIT DI MANUTENZIONE	ADATTATORE DI CARICO
ESP	KIT DE REPARACION	ADAPTADOR DE CARGA
POR	KIT DE MANUTENÇÃO	ADAPTADOR DE CARGA



N_2	Smax < 90%	Vmax 0,5 m/s	bar psi 20 290	bar psi 150 2175	°C °F 0 32	°C °F 80 176	

ART 1200

Special Applications

AZOL GAS

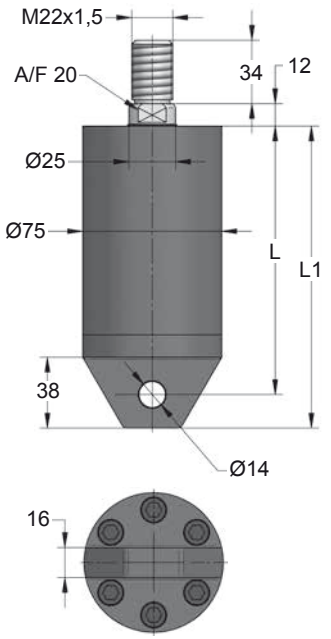

ORDER	S (mm)	L1 ±0,25 (mm)	L (mm)	Kg.
ART 1200 015	15	162	144	4.01
ART 1200 025	25	182	164	4.33
ART 1200 038	38	208	190	4.74
ART 1200 050	50	232	214	5.12
ART 1200 080	80	292	274	6.06
ART 1200 100	100	332	314	6.69
ART 1200 125	125	382	364	7.48
ART 1200 160	160	452	434	8.58

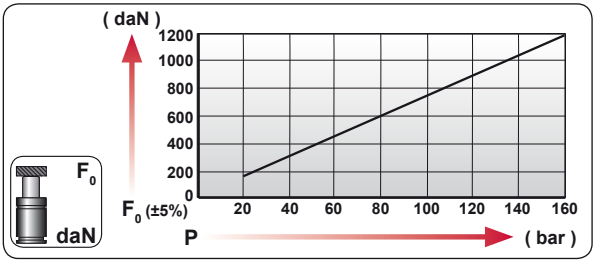

CODE	bar	psi	F_0 daN	F_1 daN
ART 1200 050	160	2320	1200	1640
---------	---	---	---	---

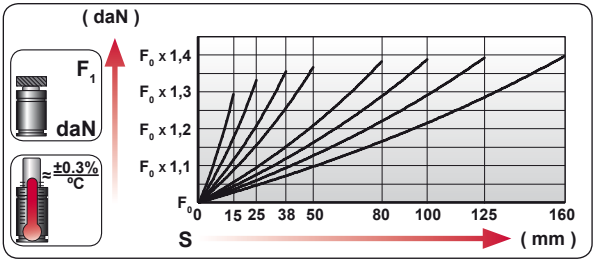

ENG	ORDER
DEU	BESTELLUNG
FRA	COMMANDE
ITA	ORDINE
ESP	PEDIDO
POR	PEDIDO

F_0 daN — S mm

ART 1200 50

ART 1200 050

SEAL KIT XXXXXXX-S

CARTRIDGE KIT XXXXXXX-C

KIT XXXXXXX-S

KIT XXXXXXX-C

18 GA 5

ENG	REPAIR KIT	CHARGING ADAPTER
DEU	ERSATZ	LADEADAPTER
FRA	KIT DE RÉPARATION	RACCORD DE CHARGE
ITA	KIT DI MANUTENZIONE	ADATTATORE DI CARICO
ESP	KIT DE REPARACION	ADAPTADOR DE CARGA
POR	KIT DE MANUTENÇÃO	ADAPTADOR DE CARGA



N_2	Smax < 90%	Vmax 0,5 m/s	bar psi 20 290	bar psi 160 2320	°C °F 0 32	°C °F 80 176

AZOL GAS ART 1500

Special Applications

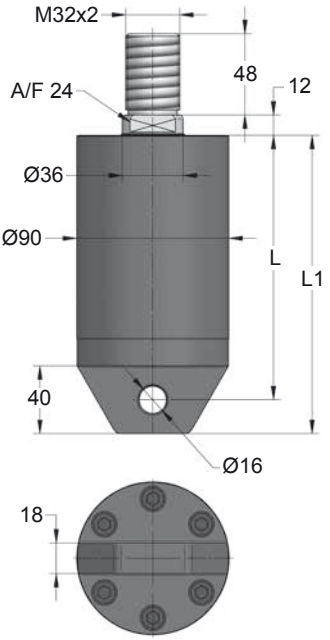

ORDER	S (mm)	L1 ±0,25 (mm)	L (mm)	Kg.
ART 1500 015	15	176	156	6.56
ART 1500 025	25	196	176	7.02
ART 1500 038	38	222	202	7.63
ART 1500 050	50	246	226	8.19
ART 1500 080	80	306	286	9.58
ART 1500 100	100	346	326	10.51
ART 1500 125	125	396	376	11.68
ART 1500 160	160	466	446	13.30

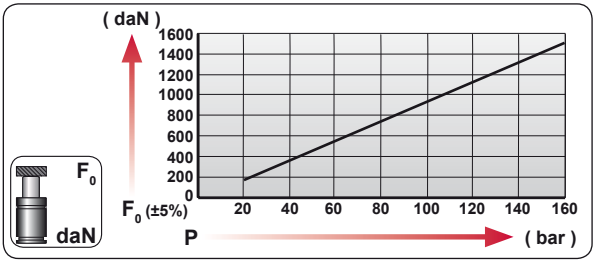

CODE	bar	psi	F_0 daN	F_1 daN
ART 1500 050	160	2320	1500	2010
---------	---	---	---	---

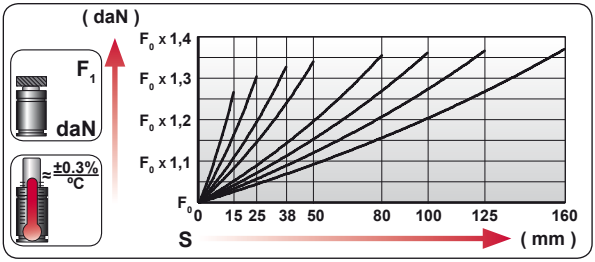

ENG	ORDER
DEU	BESTELLUNG
FRA	COMMANDE
ITA	ORDINE
ESP	PEDIDO
POR	PEDIDO

F_0 daN — S mm

ART 1500 50

ART 1500 050



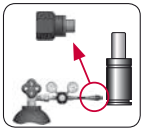

18 GA 5

ENG	REPAIR KIT	CHARGING ADAPTER
DEU	ERSATZ	LADEADAPTER
FRA	KIT DE RÉPARATION	RACCORD DE CHARGE
ITA	KIT DI MANUTENZIONE	ADATTATORE DI CARICO
ESP	KIT DE REPARACION	ADAPTADOR DE CARGA
POR	KIT DE MANUTENÇÃO	ADAPTADOR DE CARGA



N_2	Smax < 90%	Vmax 0,5 m/s	bar psi 20 290	bar psi 160 2320	°C °F 0 32	°C °F 80 176	

AZOL GAS

VAM SPEED CONTROL

MODEL	F_0	Ø	S	L1	Pmax	Charge Port		
VAM 300 V1	300	Ø45	25 - 100	135 - 285	150	G1/8"	✓	✓
VAM 750	750	Ø75	25 - 125	160 - 360	75	G1/8"	✓	✓
VAM 1500	1500	Ø95	25 - 125	170 - 370	75	G1/8"	✓	✓
VAM 3000	3000	Ø120	25 - 125	190 - 390	90	G1/8"	✓	✓
VAM 5000	5000	Ø150	25 - 125	205 - 405	100	G1/8"	✓	✓
VAM 7500	7500	Ø195	25 - 125	210 - 410	105	G1/8"	✓	✓



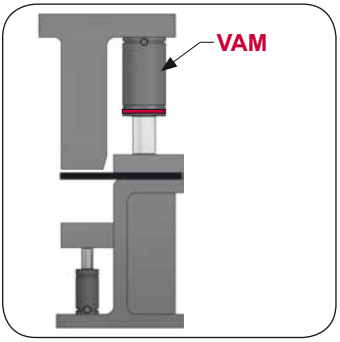

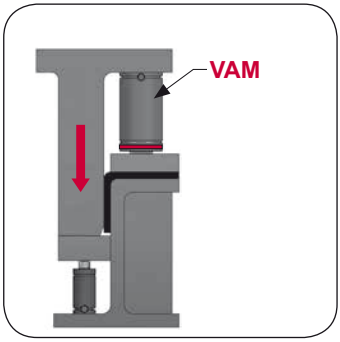

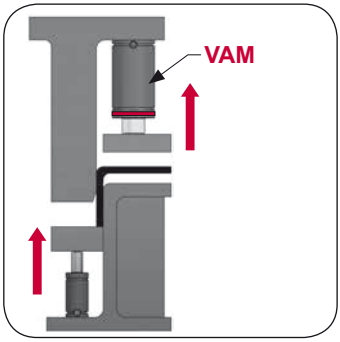

VAM 300 V1

Speed Control

AZOL GAS

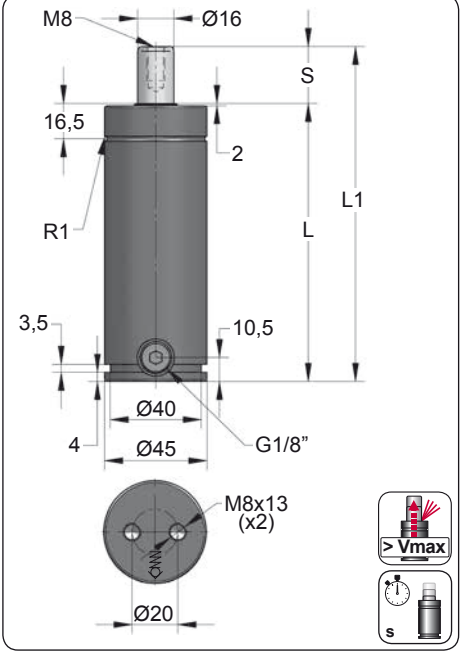

ORDER	S (mm)	L1 ±0,25 (mm)	L (mm)	Kg.
VAM 300 025 V1	25	135	110	1.12
VAM 300 038 V1	38	161	123	1.20
VAM 300 050 V1	50	185	135	1.27
VAM 300 063 V1	63.5	212	148.5	1.35
VAM 300 080 V1	80	245	165	1.45
VAM 300 100 V1	100	285	185	1.57

$t_{max} = k \times S_U$

	k
VAM 300 V1	0.015

Max. delay time (t_{max})
Constant (k)
Stroke used (S_U)

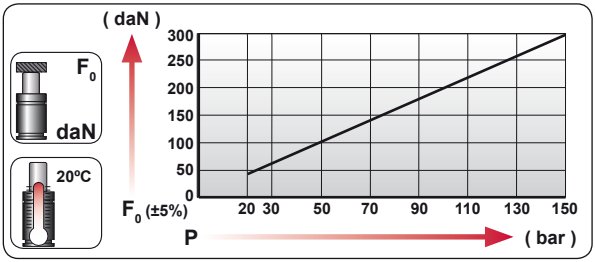

CODE	bar	psi	F_0 daN	F_1 daN
VAM 300 V1	150	2175	300	350

-Slight initial return back depends on the stroke used.

-Return at constant slowed speed.

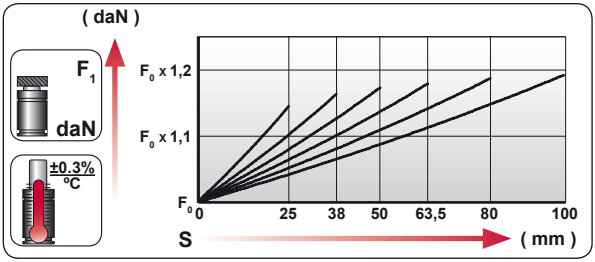

ENG	ORDER
DEU	BESTELLUNG
FRA	COMMANDE
ITA	ORDINE
ESP	PEDIDO
POR	PEDIDO

F_0 daN — S mm

VAM 300 50

VAM 300 050 V1

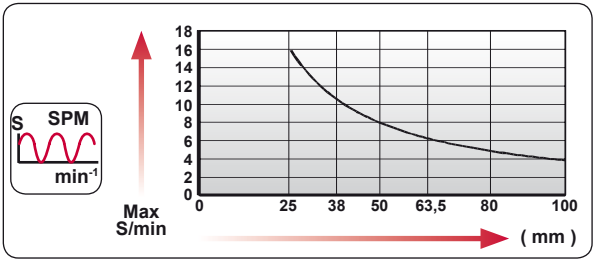



N_2	Smax < 90%	Vmax 0,5 m/s	bar psi 20 290	bar psi 150 2175	ºC ºF 0 32	ºC ºF 80 176	600 CP-

AZOL GAS

VAM 300 V1

Speed Control

CONVENTIONAL

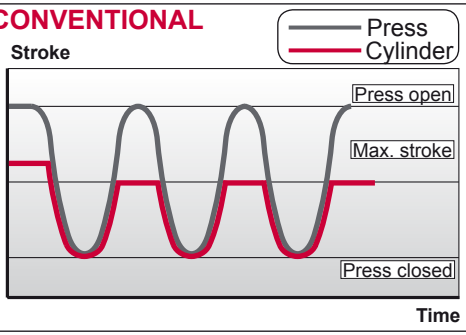

VAM

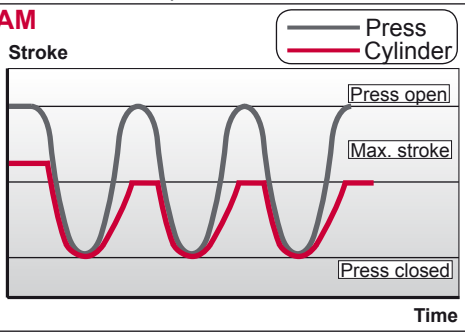

DATA REQUIRED



- Desired force **(daN)**:.....



- Total stroke **(mm)**:.....



- Stroke used **(mm)**:.....



- Number of cycles per minute:.....



- Desired delay time **(eg. 1 segundo)**:.....







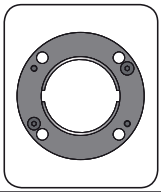

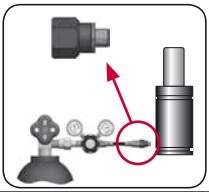

CODE		VAM 300 050 V1	KIT XXXXXXX-S KIT XXXXXXX-C	A14-045	18 GA 5
ENG	ORDER	GAS SPRING	REPAIR KIT	FLANGE	CHARGING ADAPTER
DEU	BESTELLUNG	GASDRUCKFEDER	ERSATZTEILSATZ	FLANSCHE	LADEADAPTER
FRA	COMMANDE	RESSORT À GAZ	KIT DE RÉPARATION	BRIDE	RACCORD DE CHARGE
ITA	ORDINE	CILINDRO AD AZOTO	KIT DI MANUTENZIONE	FLANGE	ADATTATORE DI CARICO
ESP	PEDIDO	RESORTE DE GAS	KIT DE REPARACION	BRIDA	ADAPTADOR DE CARGA
POR	PEDIDO	CILINDRO DE GÁS	KIT DE MANUTENÇÃO	FLANGE	ADAPTADOR DE CARGA

VAM 300 V1 *MOUNTS*

Speed Control

AZOL GAS

A14-045

ISO E24.54.815.G EM24.54.700/F

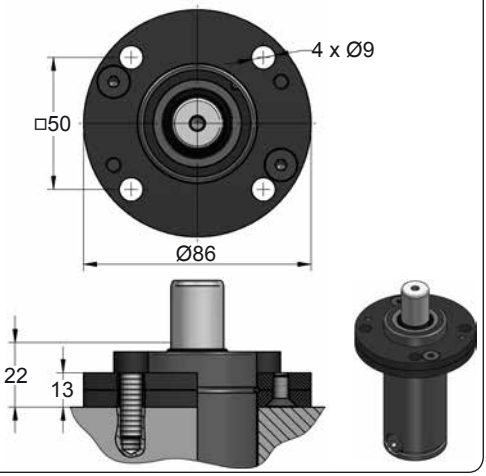

A34-045

ISO VDI

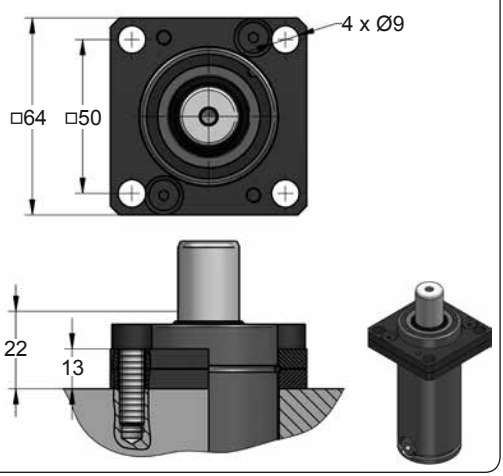

B21-045

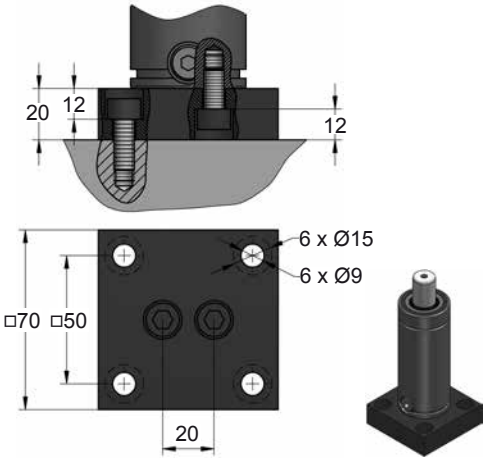

B76-045

ISO E24.54.815.G

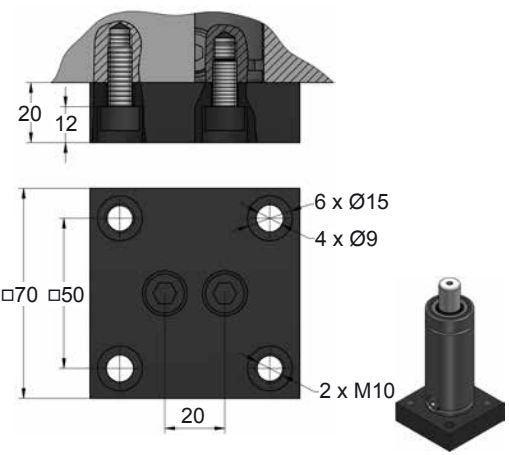







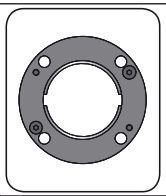

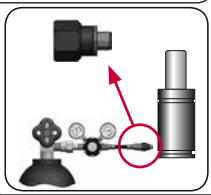

CODE		VAM 300 050 V1	KIT XXXXXXX-S KIT XXXXXXX-C	A14-045	18 GA 5
ENG	ORDER	GAS SPRING	REPAIR KIT	FLANGE	CHARGING ADAPTER
DEU	BESTELLUNG	GASDRUCKFEDER	ERSATZTEILSATZ	FLANSCHE	LADEADAPTER
FRA	COMMANDE	RESSORT À GAZ	KIT DE RÉPARATION	BRIDE	RACCORD DE CHARGE
ITA	ORDINE	CILINDRO AD AZOTO	KIT DI MANUTENZIONE	FLANGE	ADATTATORE DI CARICO
ESP	PEDIDO	RESORTE DE GAS	KIT DE REPARACION	BRIDA	ADAPTADOR DE CARGA
POR	PEDIDO	CILINDRO DE GÁS	KIT DE MANUTENÇÃO	FLANGE	ADAPTADOR DE CARGA

AZOL GAS

VAM 300 V1 *MOUNTS*

Speed Control

C05-045

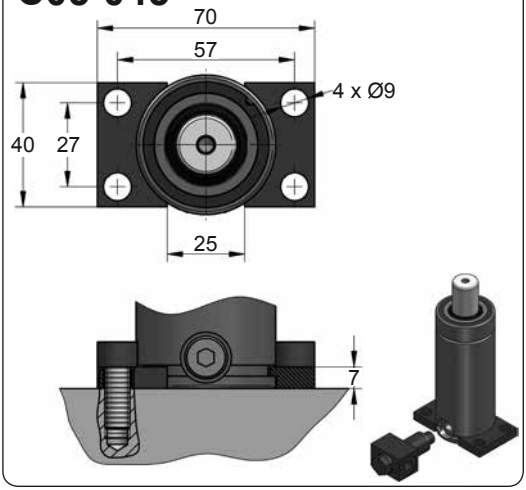

C20-045

ISO VDI E24.54.815.G EM24.54.700/F

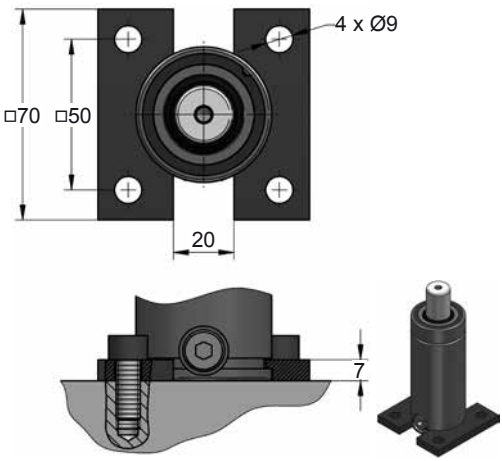

D02-045

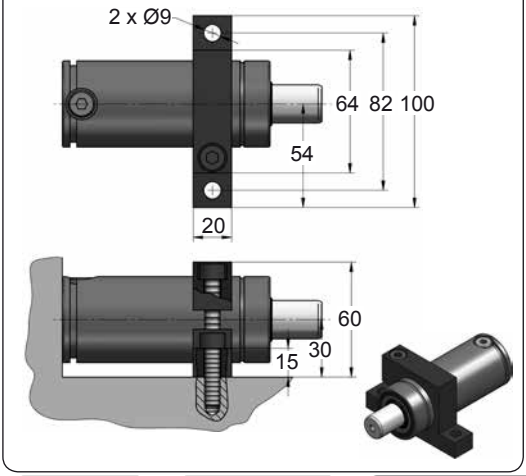

D67-045

VDI

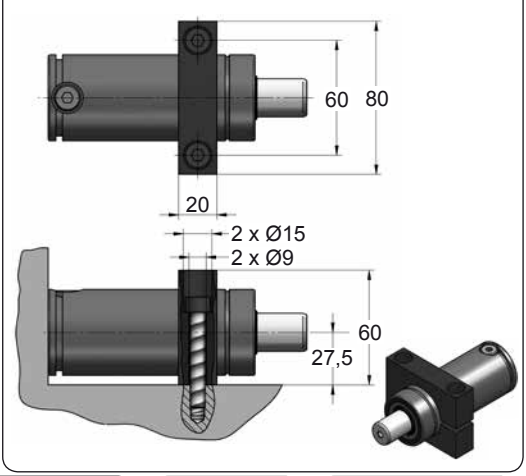







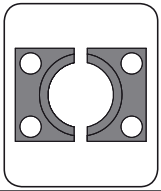

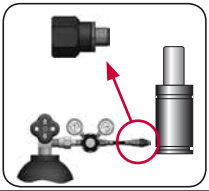

CODE		VAM 300 050 V1	KIT XXXXXXX-S KIT XXXXXXX-C	C05-045	18 GA 5
ENG	ORDER	GAS SPRING	REPAIR KIT	FLANGE	CHARGING ADAPTER
DEU	BESTELLUNG	GASDRUCKFEDER	ERSATZTEILSATZ	FLANSCHE	LADEADAPTER
FRA	COMMANDE	RESSORT À GAZ	KIT DE RÉPARATION	BRIDE	RACCORD DE CHARGE
ITA	ORDINE	CILINDRO AD AZOTO	KIT DI MANUTENZIONE	FLANGE	ADATTATORE DI CARICO
ESP	PEDIDO	RESORTE DE GAS	KIT DE REPARACION	BRIDA	ADAPTADOR DE CARGA
POR	PEDIDO	CILINDRO DE GÁS	KIT DE MANUTENÇÃO	FLANGE	ADAPTADOR DE CARGA

VAM 750

Speed Control

AZOL GAS

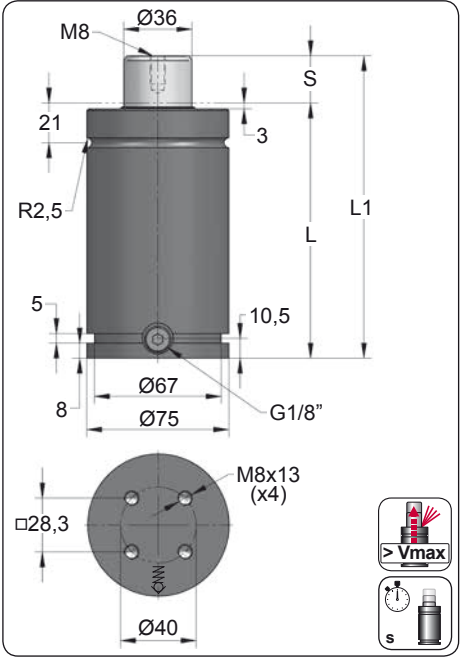

ORDER	S (mm)	L1 ±0,25 (mm)	L (mm)	Kg.
VAM 750 025	25	160	135	3.47
VAM 750 038	38	186	148	3.71
VAM 750 050	50	210	160	3.92
VAM 750 063	63.5	237	173.5	4.17
VAM 750 080	80	270	190	4.46
VAM 750 100	100	310	210	4.82
VAM 750 125	125	360	235	5.27

$t_{max} = k \times S_U$

	k
VAM 750	0.062

Max. delay time (t_{max})
Constant (k)
Stroke used (S_U)

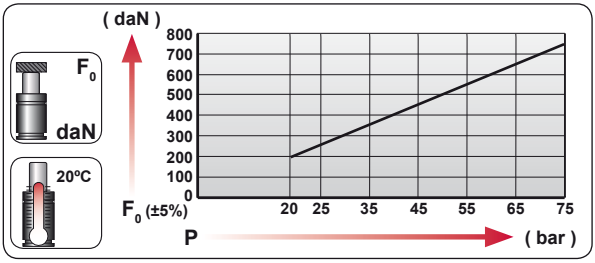

CODE	bar	psi	F_0 daN	F_1 daN
VAM 750	75	1088	760	1010

-Slight initial return back depends on the stroke used.

-Return at constant slowed speed.

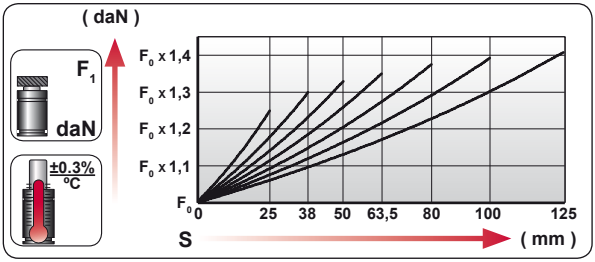

ENG	ORDER
DEU	BESTELLUNG
FRA	COMMANDE
ITA	ORDINE
ESP	PEDIDO
POR	PEDIDO

F_0 daN — S mm

VAM 750 50

VAM 750 050

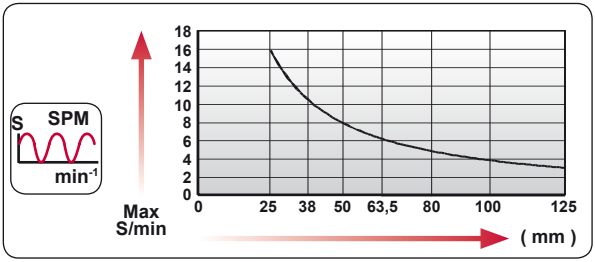



N_2	Smax < 90%	Vmax 0,5 m/s	bar psi 20 290	bar psi 75 1088	ºC ºF 0 32	ºC ºF 80 176	600 CP-

AZOL GAS

VAM 750

Speed Control

CONVENTIONAL

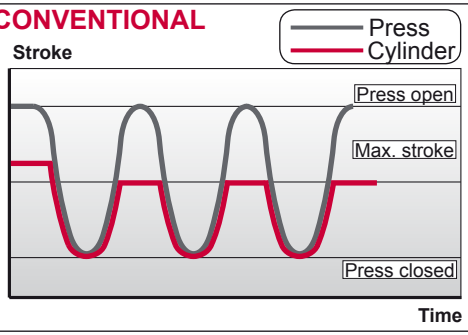

VAM

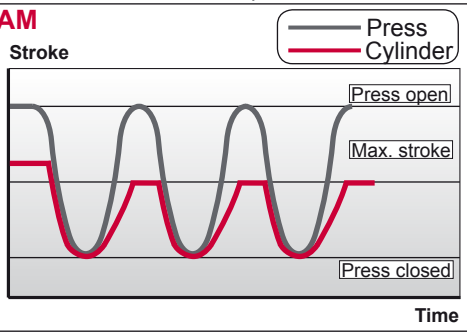

DATA REQUIRED



- Desired force **(daN)**:.....



- Total stroke **(mm)**:.....



- Stroke used **(mm)**:.....



- Number of cycles per minute:.....



- Desired delay time **(eg. 1 segundo)**:.....







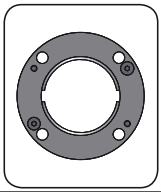

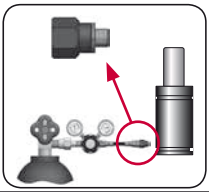

CODE		VAM 750 050	KIT XXXXXXX-S KIT XXXXXXX-C	A14-075	18 GA 5
ENG	ORDER	GAS SPRING	REPAIR KIT	FLANGE	CHARGING ADAPTER
DEU	BESTELLUNG	GASDRUCKFEDER	ERSATZTEILSATZ	FLANSCHE	LADEADAPTER
FRA	COMMANDE	RESSORT À GAZ	KIT DE RÉPARATION	BRIDE	RACCORD DE CHARGE
ITA	ORDINE	CILINDRO AD AZOTO	KIT DI MANUTENZIONE	FLANGE	ADATTATORE DI CARICO
ESP	PEDIDO	RESORTE DE GAS	KIT DE REPARACION	BRIDA	ADAPTADOR DE CARGA
POR	PEDIDO	CILINDRO DE GÁS	KIT DE MANUTENÇÃO	FLANGE	ADAPTADOR DE CARGA

VAM 750 MOUNTS

Speed Control

AZOL GAS

A14-075

ISO · E24.54.815.G · EM24.54.700/F

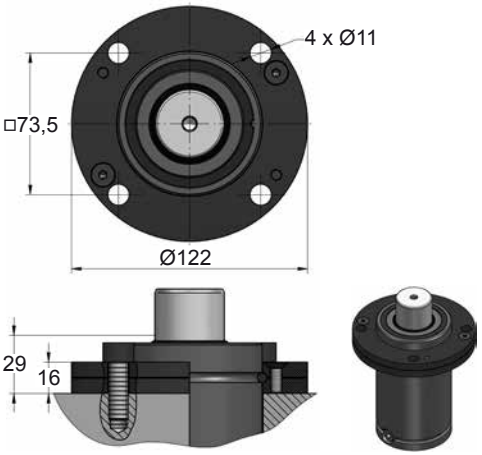

A34-075

ISO · VDI

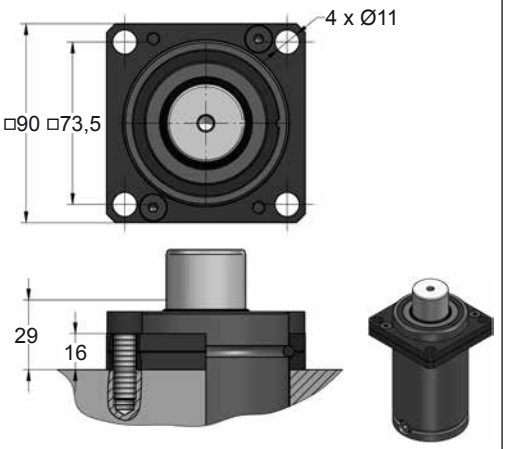

B21-075

EM24.54.700/F

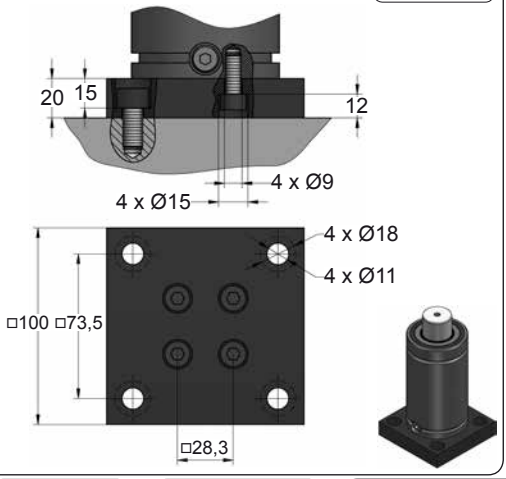

B76-075

ISO · E24.54.815.G · EM24.54.700/F

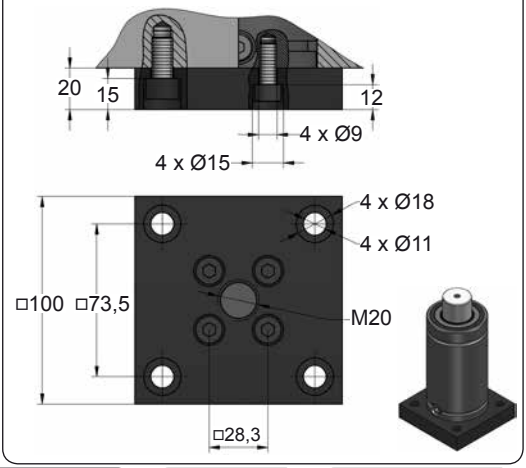







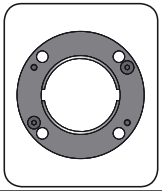

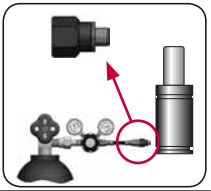

CODE		VAM 750 050	KIT XXXXXXX-S KIT XXXXXXX-C	A14-075	18 GA 5
ENG	ORDER	GAS SPRING	REPAIR KIT	FLANGE	CHARGING ADAPTER
DEU	BESTELLUNG	GASDRUCKFEDER	ERSATZTEILSATZ	FLANSCHE	LADEADAPTER
FRA	COMMANDE	RESSORT À GAZ	KIT DE RÉPARATION	BRIDE	RACCORD DE CHARGE
ITA	ORDINE	CILINDRO AD AZOTO	KIT DI MANUTENZIONE	FLANGE	ADATTATORE DI CARICO
ESP	PEDIDO	RESORTE DE GAS	KIT DE REPARACION	BRIDA	ADAPTADOR DE CARGA
POR	PEDIDO	CILINDRO DE GÁS	KIT DE MANUTENÇÃO	FLANGE	ADAPTADOR DE CARGA

AZOL GAS

VAM 750 MOUNTS

Speed Control

C05-075

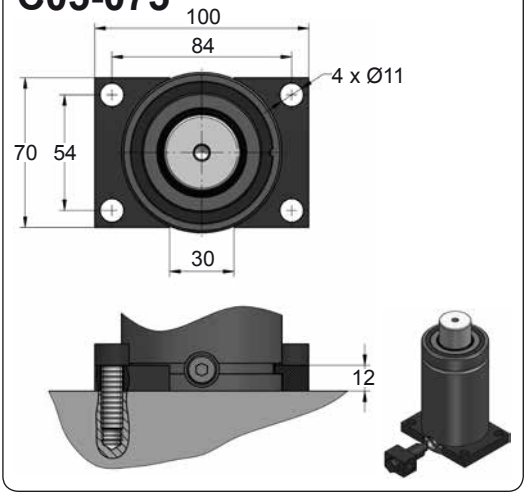

C20-075

ISO VDI E24.54.815.G EM24.54.700/F

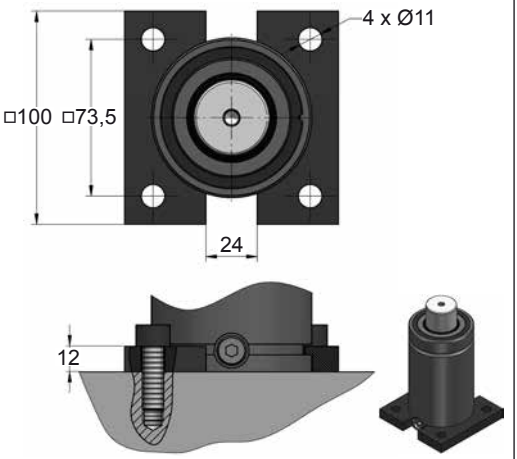

D02-075

ISO E24.54.815.G EM24.54.700/F

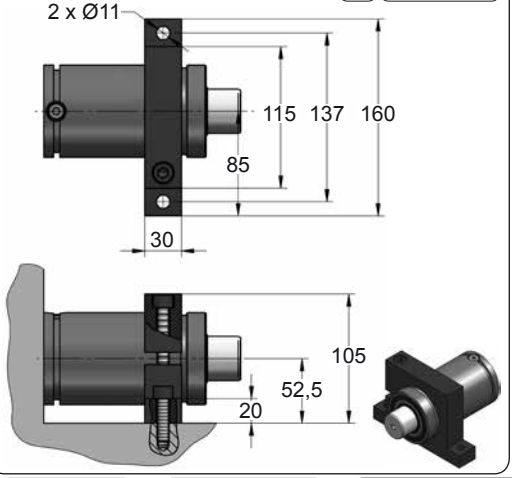

D67-075

VDI

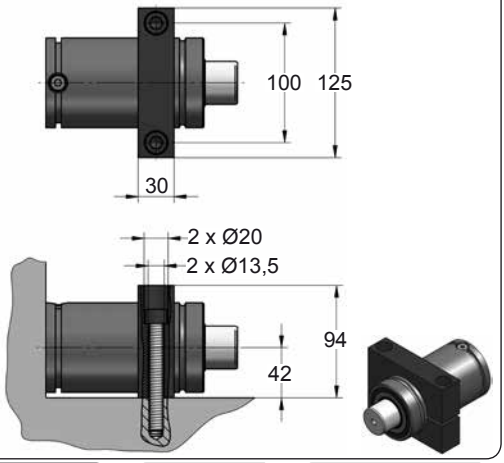







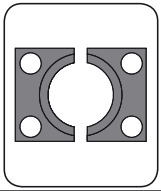

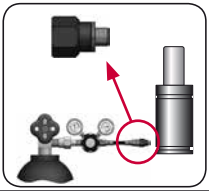

CODE		VAM 750 050	KIT XXXXXXX-S KIT XXXXXXX-C	C05-075	18 GA 5
ENG	ORDER	GAS SPRING	REPAIR KIT	FLANGE	CHARGING ADAPTER
DEU	BESTELLUNG	GASDRUCKFEDER	ERSATZTEILSATZ	FLANSCHE	LADEADAPTER
FRA	COMMANDE	RESSORT À GAZ	KIT DE RÉPARATION	BRIDE	RACCORD DE CHARGE
ITA	ORDINE	CILINDRO AD AZOTO	KIT DI MANUTENZIONE	FLANGE	ADATTATORE DI CARICO
ESP	PEDIDO	RESORTE DE GAS	KIT DE REPARACION	BRIDA	ADAPTADOR DE CARGA
POR	PEDIDO	CILINDRO DE GÁS	KIT DE MANUTENÇÃO	FLANGE	ADAPTADOR DE CARGA

VAM 1500

Speed Control

AZOL GAS

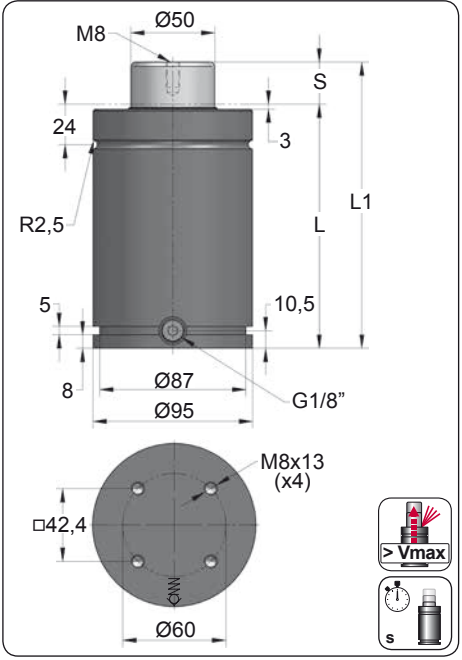

ORDER	S (mm)	L1 ±0,25 (mm)	L (mm)	Kg.
VAM 1500 012	12.7	145.4	132.7	5.75
VAM 1500 025	25	170	145	6.13
VAM 1500 038	38	196	158	6.54
VAM 1500 050	50	220	170	6.91
VAM 1500 063	63.5	247	183.5	7.33
VAM 1500 080	80	280	200	7.84
VAM 1500 100	100	320	220	8.46
VAM 1500 125	125	370	245	9.23

$t_{max} = k \times S_U$

	k
VAM 150	0.09

Max. delay time (t_{max})
Constant (k)
Stroke used (S_U)

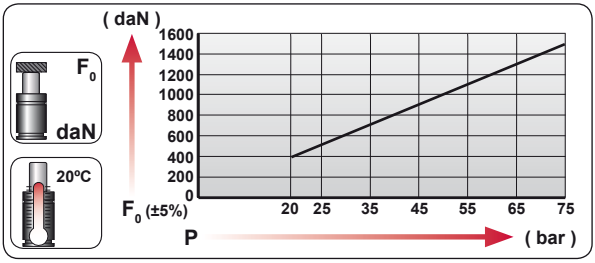

CODE	bar	psi	F_0 daN	F_1 daN
VAM 1500	75	1088	1470	2000

-Slight initial return back depends on the stroke used.

-Return at constant slowed speed.

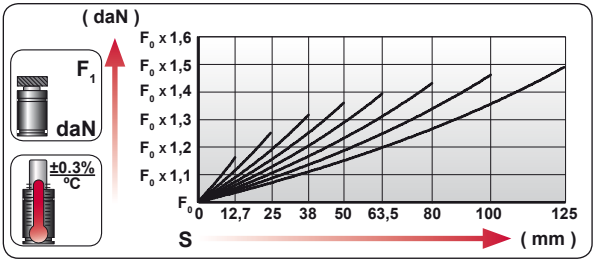

ENG	ORDER
DEU	BESTELLUNG
FRA	COMMANDE
ITA	ORDINE
ESP	PEDIDO
POR	PEDIDO

F_0 daN — S mm

VAM 1500 50

VAM 1500 050

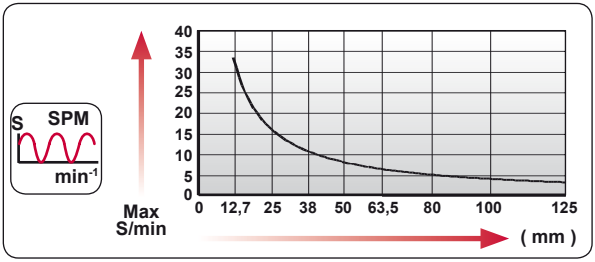



N_2	Smax < 90%	Vmax 0,5 m/s	bar psi 20 290	bar psi 75 1088	ºC ºF 0 32	ºC ºF 80 176	600 CP-

AZOL GAS

VAM 1500

Speed Control

CONVENTIONAL

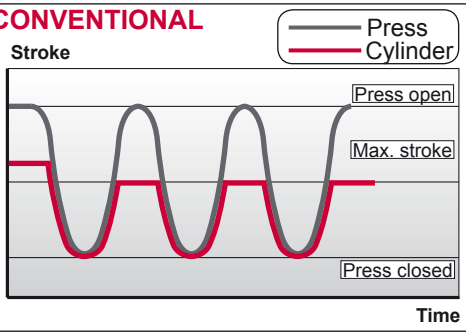

VAM

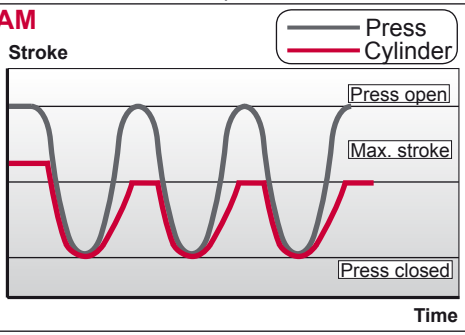

DATA REQUIRED



- Desired force **(daN)**:.....



- Total stroke **(mm)**:.....



- Stroke used **(mm)**:.....



- Number of cycles per minute:.....



- Desired delay time **(eg. 1 segundo)**:.....







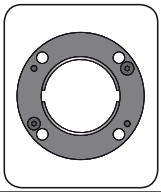

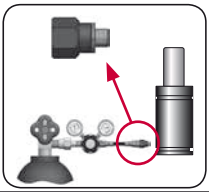

CODE		VAM 1500 050	KIT XXXXXXX-S KIT XXXXXXX-C	A14-095	18 GA 5
ENG	ORDER	GAS SPRING	REPAIR KIT	FLANGE	CHARGING ADAPTER
DEU	BESTELLUNG	GASDRUCKFEDER	ERSATZTEILSATZ	FLANSCHE	LADEADAPTER
FRA	COMMANDE	RESSORT À GAZ	KIT DE RÉPARATION	BRIDE	RACCORD DE CHARGE
ITA	ORDINE	CILINDRO AD AZOTO	KIT DI MANUTENZIONE	FLANGE	ADATTATORE DI CARICO
ESP	PEDIDO	RESORTE DE GAS	KIT DE REPARACION	BRIDA	ADAPTADOR DE CARGA
POR	PEDIDO	CILINDRO DE GÁS	KIT DE MANUTENÇÃO	FLANGE	ADAPTADOR DE CARGA

VAM 1500 MOUNTS

Speed Control

AZOL GAS

A14-095

ISO NAAMS E24.54.815.G EM24.54.700/F

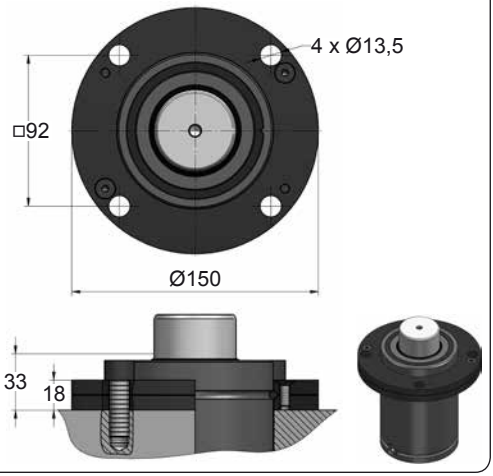

A34-095

ISO VDI

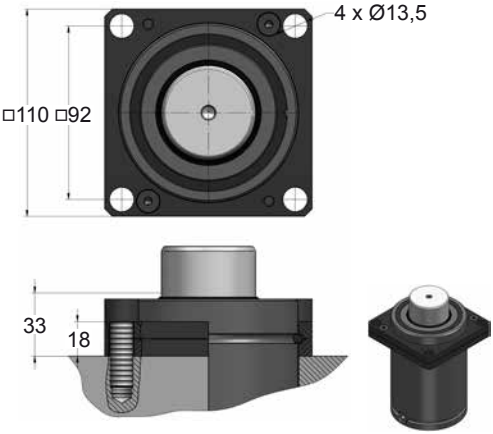

B21-095

EM24.54.700/F

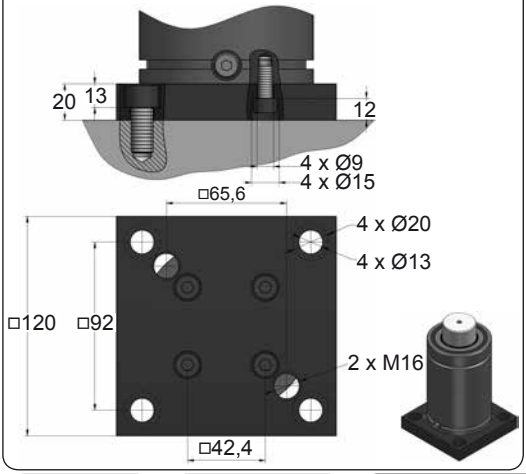

B76-095

ISO NAAMS EM24.54.700/F

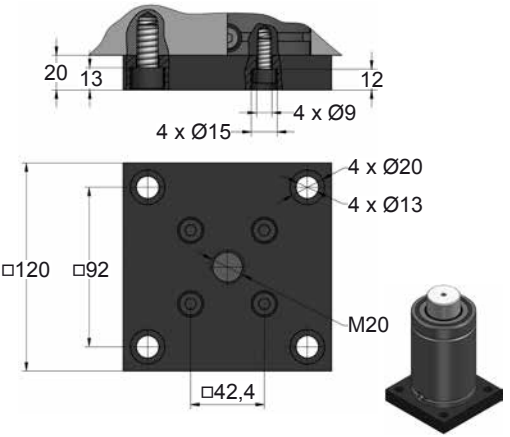







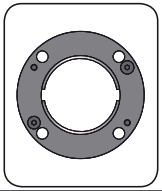

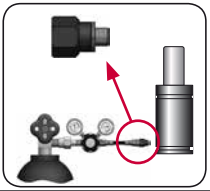

CODE		VAM 1500 050	KIT XXXXXXX-S KIT XXXXXXX-C	A14-095	18 GA 5
ENG	ORDER	GAS SPRING	REPAIR KIT	FLANGE	CHARGING ADAPTER
DEU	BESTELLUNG	GASDRUCKFEDER	ERSATZTEILSATZ	FLANSCHE	LADEADAPTER
FRA	COMMANDE	RESSORT À GAZ	KIT DE RÉPARATION	BRIDE	RACCORD DE CHARGE
ITA	ORDINE	CILINDRO AD AZOTO	KIT DI MANUTENZIONE	FLANGE	ADATTATORE DI CARICO
ESP	PEDIDO	RESORTE DE GAS	KIT DE REPARACION	BRIDA	ADAPTADOR DE CARGA
POR	PEDIDO	CILINDRO DE GÁS	KIT DE MANUTENÇÃO	FLANGE	ADAPTADOR DE CARGA

AZOL GAS

VAM 1500 MOUNTS

Speed Control

C05-095

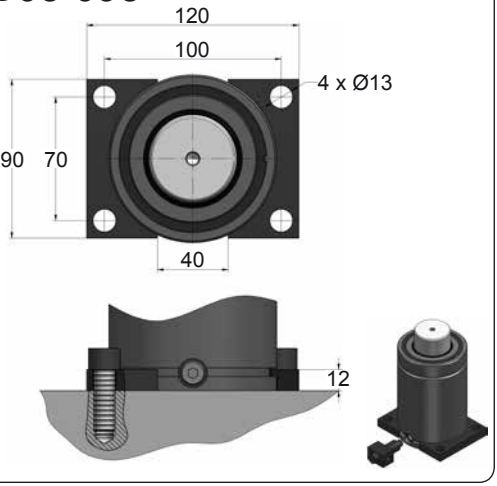

C20-095

ISO · E24.54.815.G · EM24.54.700/F

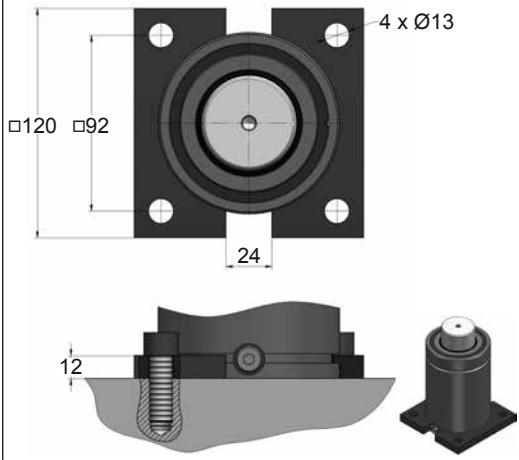

D02-095

ISO · E24.54.815.G · EM24.54.700/F

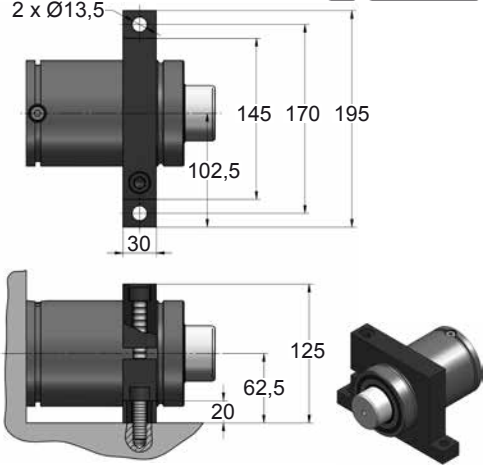

D67-095

VDI

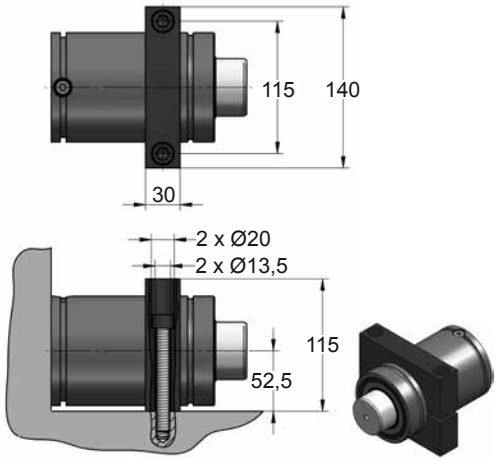







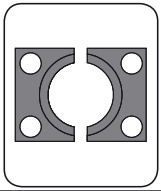

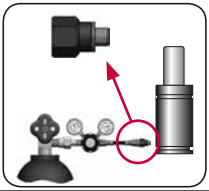

CODE		VAM 1500 050	KIT XXXXXXX-S KIT XXXXXXX-C	C05-095	18 GA 5
ENG	ORDER	GAS SPRING	REPAIR KIT	FLANGE	CHARGING ADAPTER
DEU	BESTELLUNG	GASDRUCKFEDER	ERSATZTEILSATZ	FLANSCHE	LADEADAPTER
FRA	COMMANDE	RESSORT À GAZ	KIT DE RÉPARATION	BRIDE	RACCORD DE CHARGE
ITA	ORDINE	CILINDRO AD AZOTO	KIT DI MANUTENZIONE	FLANGE	ADATTATORE DI CARICO
ESP	PEDIDO	RESORTE DE GAS	KIT DE REPARACION	BRIDA	ADAPTADOR DE CARGA
POR	PEDIDO	CILINDRO DE GÁS	KIT DE MANUTENÇÃO	FLANGE	ADAPTADOR DE CARGA

VAM 3000

Speed Control

AZOL GAS

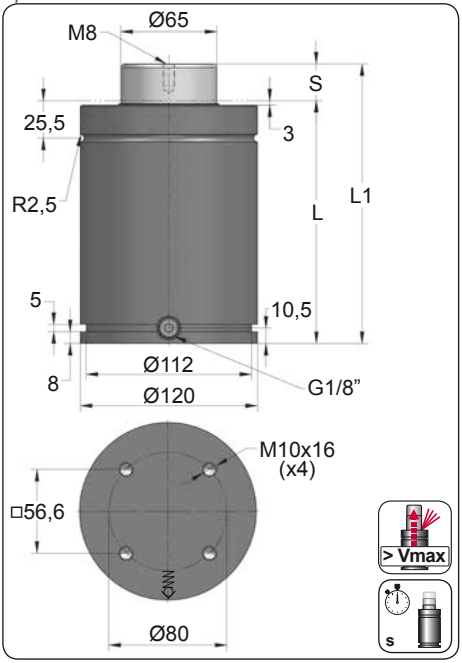

ORDER	S (mm)	L1 ±0,25 (mm)	L (mm)	Kg.
VAM 3000 012	12.7	165.4	152.7	10.39
VAM 3000 025	25	190	165	11.04
VAM 3000 038	38	216	178	11.73
VAM 3000 050	50	240	190	12.37
VAM 3000 063	63.5	267	203.5	13.08
VAM 3000 080	80	300	220	13.96
VAM 3000 100	100	340	240	15.02
VAM 3000 125	125	390	265	16.34

$t_{max} = k \times S_U$

	k
VAM 3000	0.131

Max. delay time (t_{max})
Constant (k)
Stroke used (S_U)

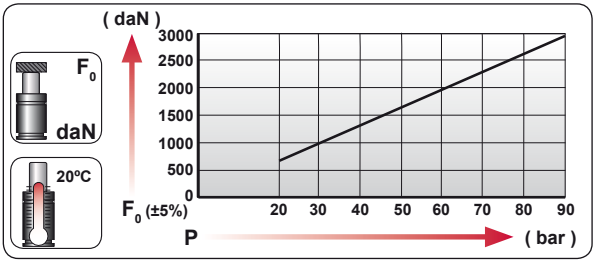

CODE	bar	psi	F_0 daN	F_1 daN
VAM 3000	90	1305	2985	4080

-Slight initial return back depends on the stroke used.

-Return at constant slowed speed.

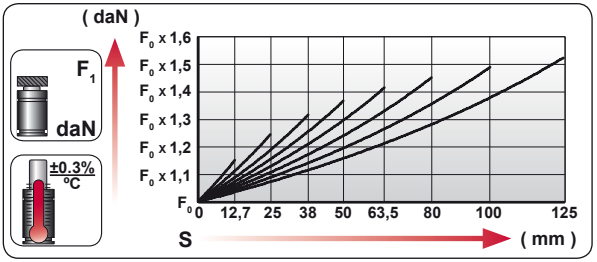

ENG	ORDER
DEU	BESTELLUNG
FRA	COMMANDE
ITA	ORDINE
ESP	PEDIDO
POR	PEDIDO

F_0 daN — S mm

VAM 3000 50

VAM 3000 050

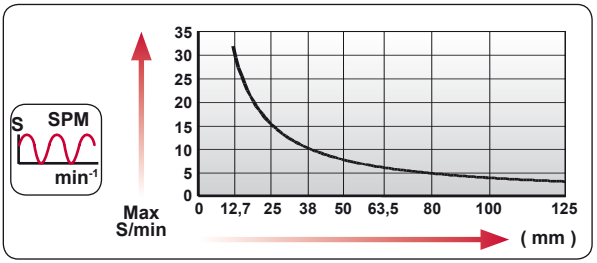



N_2	Smax < 90%	Vmax 0,5 m/s	bar psi 20 290	bar psi 90 1305	ºC ºF 0 32	ºC ºF 80 176	600 CP-

AZOL GAS

VAM 3000

Speed Control

CONVENTIONAL

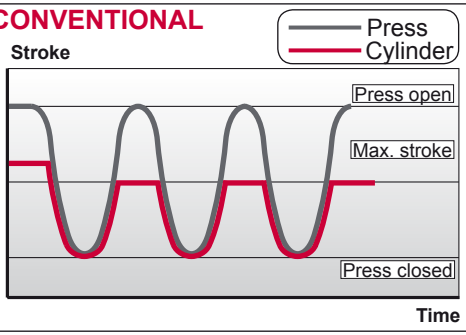

VAM

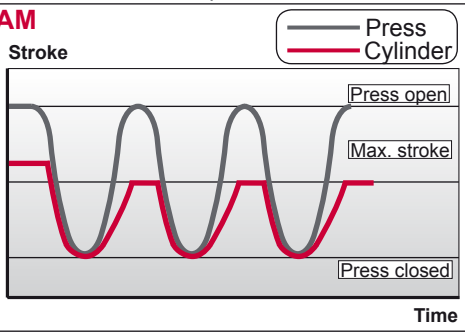

DATA REQUIRED



- Desired force **(daN)**:.....



- Total stroke **(mm)**:.....



- Stroke used **(mm)**:.....



- Number of cycles per minute:.....



- Desired delay time **(eg. 1 segundo)**:.....







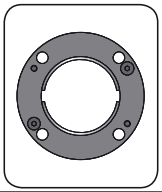

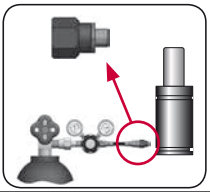

CODE		VAM 3000 050	KIT XXXXXXX-S KIT XXXXXXX-C	A14-120	18 GA 5
ENG	ORDER	GAS SPRING	REPAIR KIT	FLANGE	CHARGING ADAPTER
DEU	BESTELLUNG	GASDRUCKFEDER	ERSATZTEILSATZ	FLANSCHE	LADEADAPTER
FRA	COMMANDE	RESSORT À GAZ	KIT DE RÉPARATION	BRIDE	RACCORD DE CHARGE
ITA	ORDINE	CILINDRO AD AZOTO	KIT DI MANUTENZIONE	FLANGE	ADATTATORE DI CARICO
ESP	PEDIDO	RESORTE DE GAS	KIT DE REPARACION	BRIDA	ADAPTADOR DE CARGA
POR	PEDIDO	CILINDRO DE GÁS	KIT DE MANUTENÇÃO	FLANGE	ADAPTADOR DE CARGA

VAM 3000 MOUNTS

Speed Control

AZOL GAS

A14-120

E24.54.815.G
EM24.54.700/F

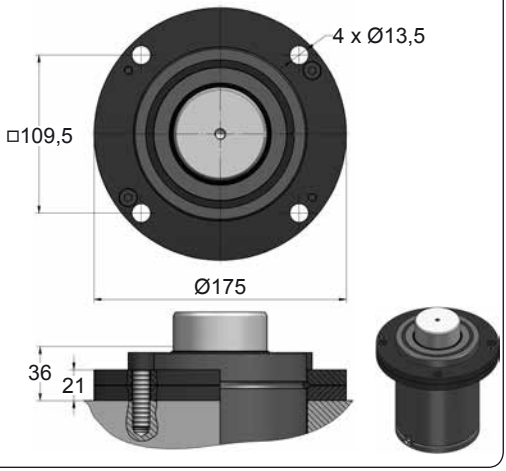

A34-120

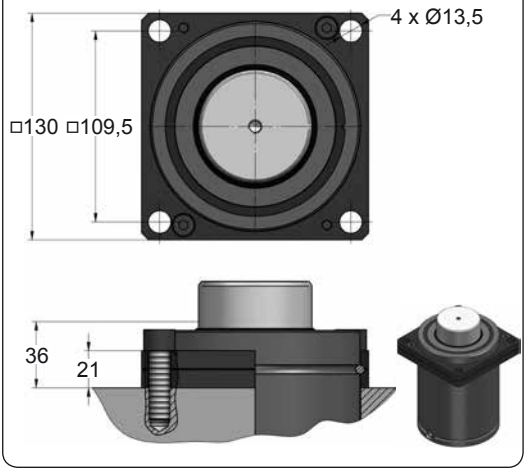

B21-120

EM24.54.700/F

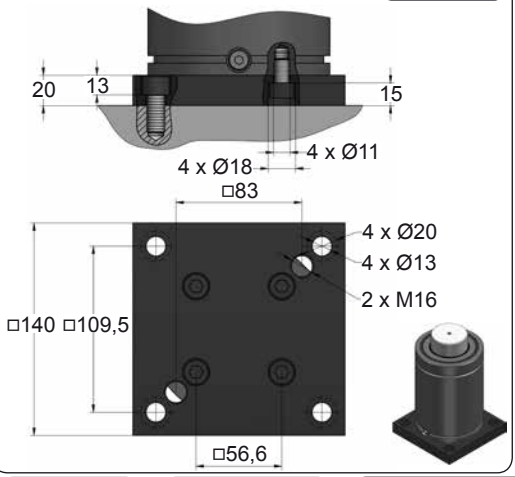

B76-120

EM24.54.700/F

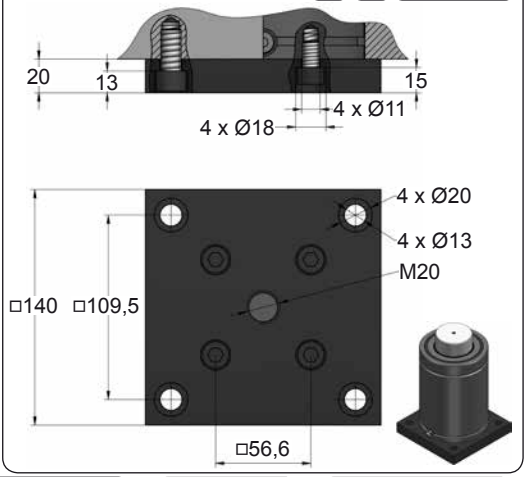







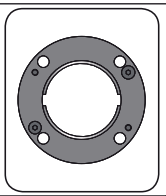

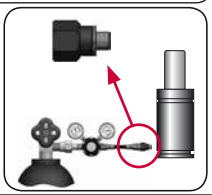

CODE		VAM 3000 050	KIT XXXXXXX-S KIT XXXXXXX-C	A14-120	18 GA 5
ENG	ORDER	GAS SPRING	REPAIR KIT	FLANGE	CHARGING ADAPTER
DEU	BESTELLUNG	GASDRUCKFEDER	ERSATZTEILSATZ	FLANSCHE	LADEADAPTER
FRA	COMMANDE	RESSORT À GAZ	KIT DE RÉPARATION	BRIDE	RACCORD DE CHARGE
ITA	ORDINE	CILINDRO AD AZOTO	KIT DI MANUTENZIONE	FLANGE	ADATTATORE DI CARICO
ESP	PEDIDO	RESORTE DE GAS	KIT DE REPARACION	BRIDA	ADAPTADOR DE CARGA
POR	PEDIDO	CILINDRO DE GÁS	KIT DE MANUTENÇÃO	FLANGE	ADAPTADOR DE CARGA

AZOL GAS

VAM 3000 MOUNTS

Speed Control

C05-120

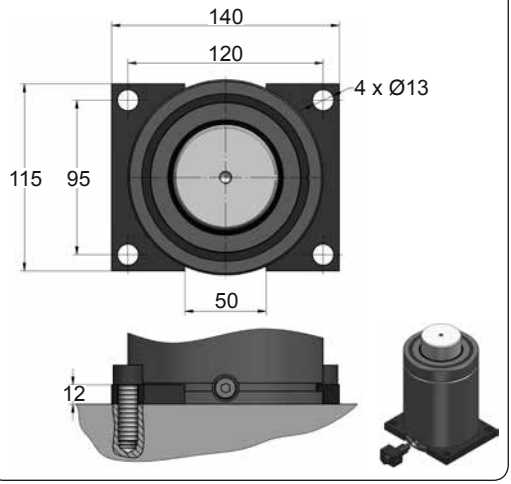

C20-120

ISO · VDI · E24.54.815.G · EM24.54.700/F

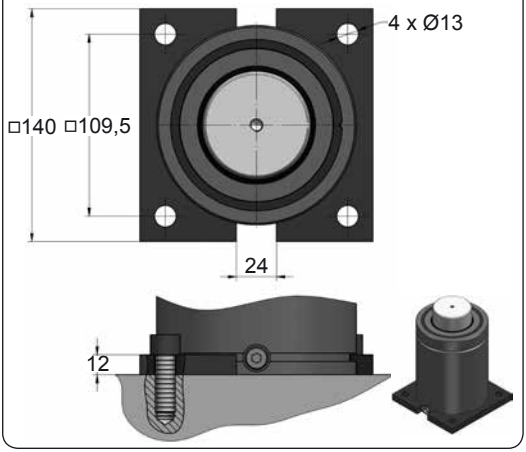

D02-120

ISO · E24.54.815.G · EM24.54.700/F

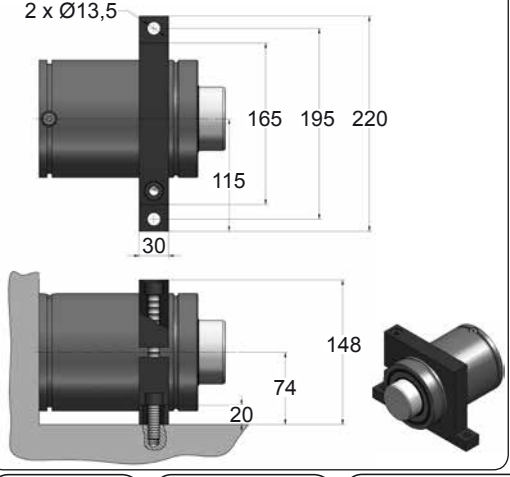

D67-120

VDI

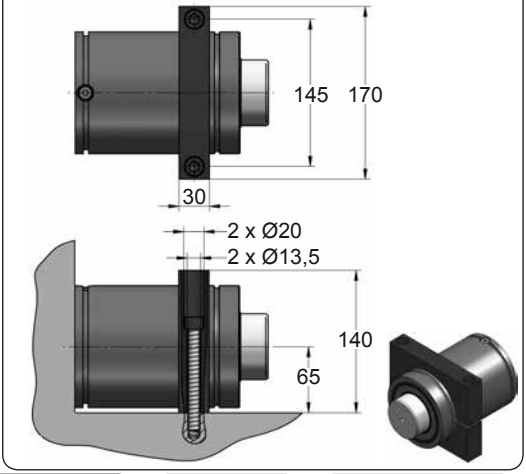



CODE		VAM 3000 050	KIT XXXXXXX-S KIT XXXXXXX-C	C05-120	18 GA 5
ENG	ORDER	GAS SPRING	REPAIR KIT	FLANGE	CHARGING ADAPTER
DEU	BESTELLUNG	GASDRUCKFEDER	ERSATZTEILSATZ	FLANSCHE	LADEADAPTER
FRA	COMMANDE	RESSORT À GAZ	KIT DE RÉPARATION	BRIDE	RACCORD DE CHARGE
ITA	ORDINE	CILINDRO AD AZOTO	KIT DI MANUTENZIONE	FLANGE	ADATTATORE DI CARICO
ESP	PEDIDO	RESORTE DE GAS	KIT DE REPARACION	BRIDA	ADAPTADOR DE CARGA
POR	PEDIDO	CILINDRO DE GÁS	KIT DE MANUTENÇÃO	FLANGE	ADAPTADOR DE CARGA

VAM 5000

Speed Control

AZOL GAS

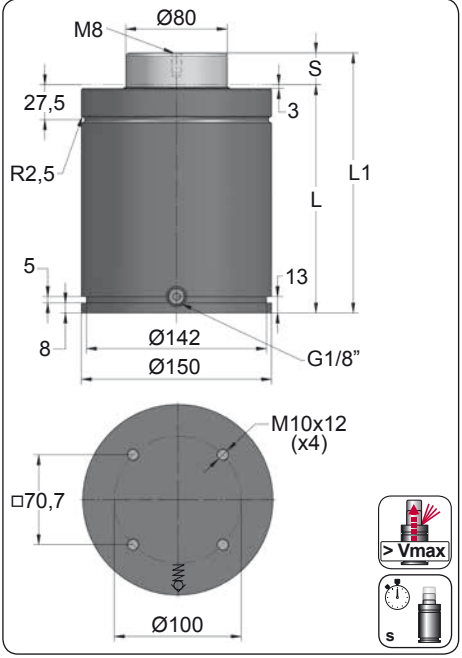

ORDER	S (mm)	L1 ±0,25 (mm)	L (mm)	Kg.
VAM 5000 012	12.7	180.4	167.7	18.22
VAM 5000 025	25	205	180	19.22
VAM 5000 038	38	231	193	20.27
VAM 5000 050	50	255	205	21.25
VAM 5000 063	63.5	282	218.5	22.34
VAM 5000 080	80	315	235	23.68
VAM 5000 100	100	355	255	25.30
VAM 5000 125	125	405	280	27.32

$t_{max} = k \times S_U$

	k
VAM 5000	0.214

Max. delay time (t_{max})
Constant (k)
Stroke used (S_U)

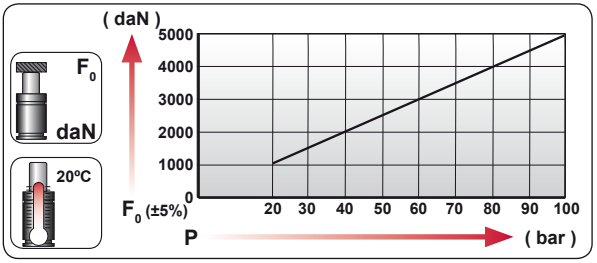

CODE	bar	psi	F_0 daN	F_1 daN
VAM 5000	100	1450	5025	6800

-Slight initial return back depends on the stroke used.

-Return at constant slowed speed.

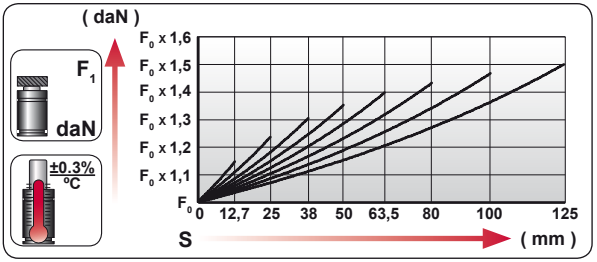

ENG	ORDER
DEU	BESTELLUNG
FRA	COMMANDE
ITA	ORDINE
ESP	PEDIDO
POR	PEDIDO

F_0 daN — S mm

VAM 5000 50

VAM 5000 050

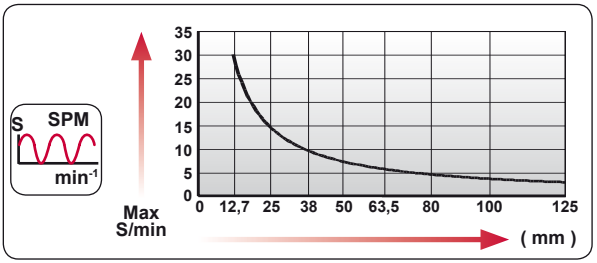



N_2	Smax < 90%	Vmax 0,5 m/s	bar psi 20 290	bar psi 100 1450	ºC ºF 0 32	ºC ºF 80 176	600 CP-

AZOL GAS

VAM 5000

Speed Control

CONVENTIONAL

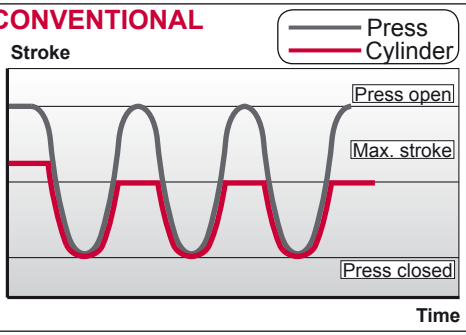

VAM

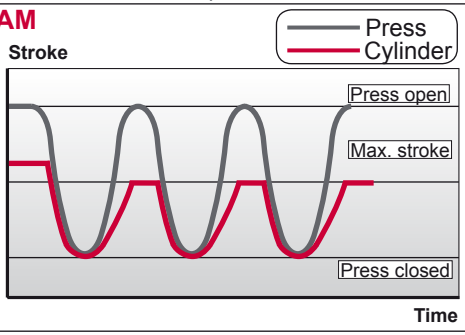

DATA REQUIRED



- Desired force **(daN)**:.....



- Total stroke **(mm)**:.....



- Stroke used **(mm)**:.....



- Number of cycles per minute:.....



- Desired delay time **(eg. 1 segundo)**:.....







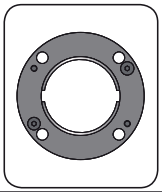

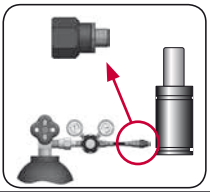

CODE		VAM 5000 050	KIT XXXXXXX-S KIT XXXXXXX-C	A14-150	18 GA 5
ENG	ORDER	GAS SPRING	REPAIR KIT	FLANGE	CHARGING ADAPTER
DEU	BESTELLUNG	GASDRUCKFEDER	ERSATZTEILSATZ	FLANSCHE	LADEADAPTER
FRA	COMMANDE	RESSORT À GAZ	KIT DE RÉPARATION	BRIDE	RACCORD DE CHARGE
ITA	ORDINE	CILINDRO AD AZOTO	KIT DI MANUTENZIONE	FLANGE	ADATTATORE DI CARICO
ESP	PEDIDO	RESORTE DE GAS	KIT DE REPARACION	BRIDA	ADAPTADOR DE CARGA
POR	PEDIDO	CILINDRO DE GÁS	KIT DE MANUTENÇÃO	FLANGE	ADAPTADOR DE CARGA

VAM 5000 MOUNTS

Speed Control

AZOL GAS

A14-150

E24.54.815.G
EM24.54.700/F

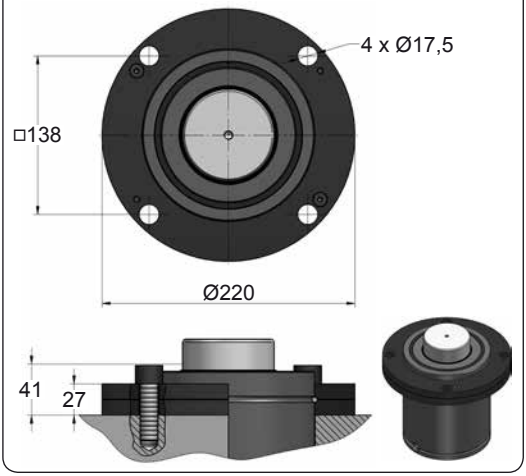

A34-150

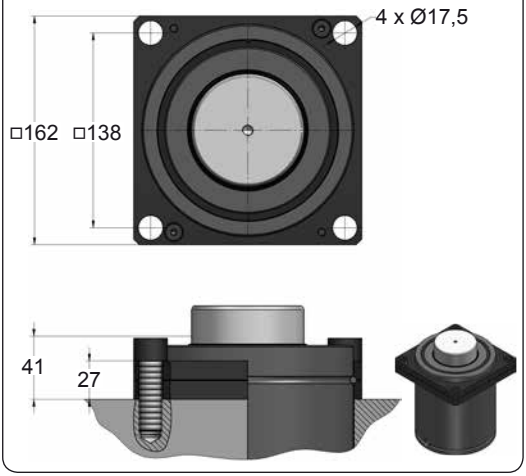

B21-150

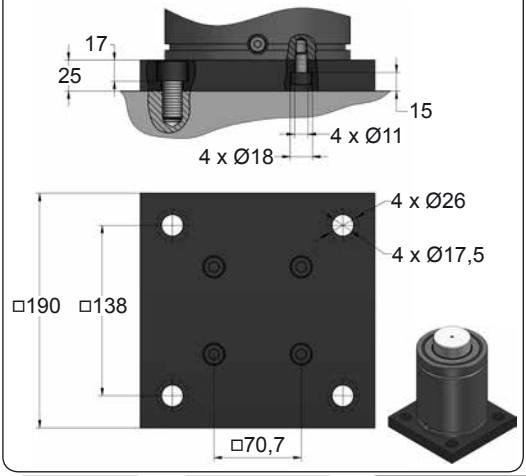

B76-150

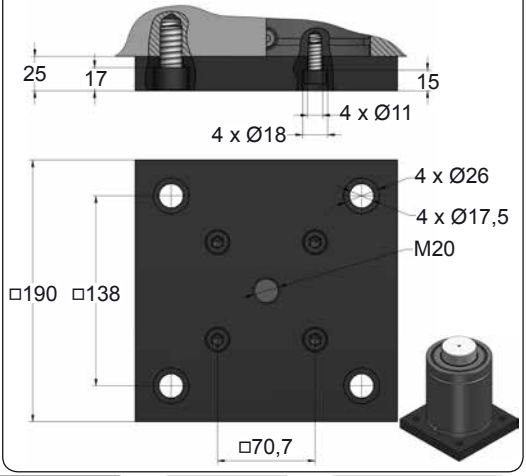







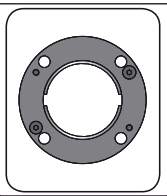

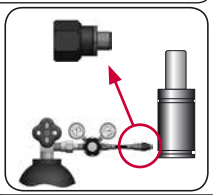

CODE		VAM 5000 050	KIT XXXXXXX-S KIT XXXXXXX-C	A14-150	18 GA 5
ENG	ORDER	GAS SPRING	REPAIR KIT	FLANGE	CHARGING ADAPTER
DEU	BESTELLUNG	GASDRUCKFEDER	ERSATZTEILSATZ	FLANSCHE	LADEADAPTER
FRA	COMMANDE	RESSORT À GAZ	KIT DE RÉPARATION	BRIDE	RACCORD DE CHARGE
ITA	ORDINE	CILINDRO AD AZOTO	KIT DI MANUTENZIONE	FLANGE	ADATTATORE DI CARICO
ESP	PEDIDO	RESORTE DE GAS	KIT DE REPARACION	BRIDA	ADAPTADOR DE CARGA
POR	PEDIDO	CILINDRO DE GÁS	KIT DE MANUTENÇÃO	FLANGE	ADAPTADOR DE CARGA

AZOL GAS

VAM 5000 MOUNTS

Speed Control

C05-150

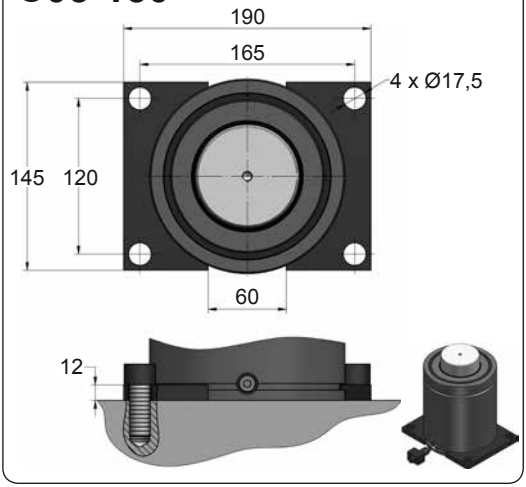

C20-150

ISO VDI E24.54.815.G EM24.54.700/F

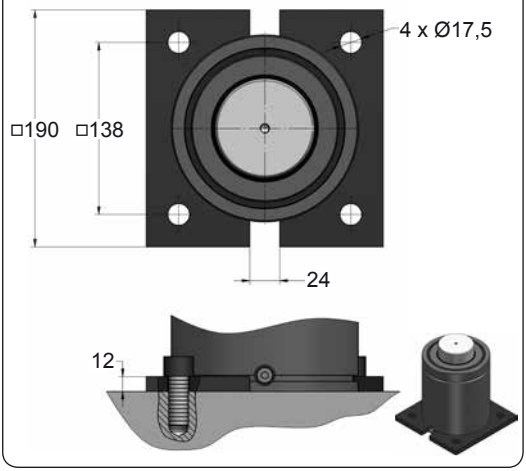

D02-150

ISO E24.54.815.G

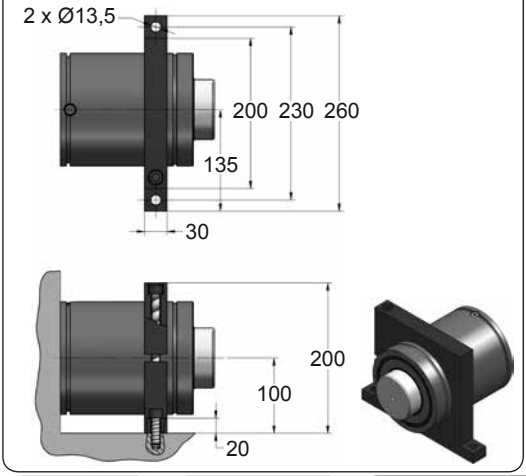

D67-150

VDI

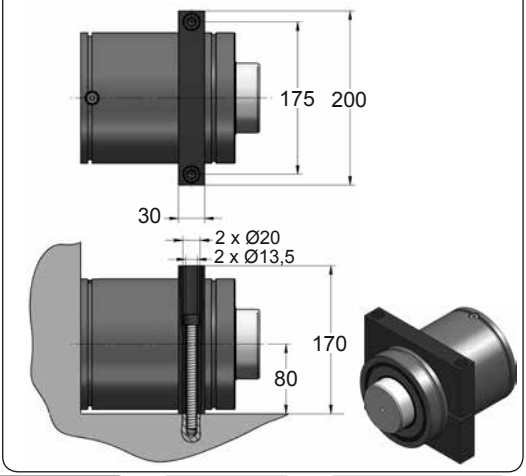







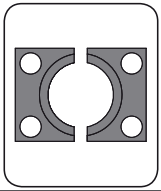

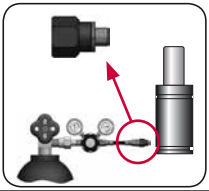

CODE		VAM 5000 050	KIT XXXXXXX-S KIT XXXXXXX-C	C05-150	18 GA 5
ENG	ORDER	GAS SPRING	REPAIR KIT	FLANGE	CHARGING ADAPTER
DEU	BESTELLUNG	GASDRUCKFEDER	ERSATZTEILSATZ	FLANSCHE	LADEADAPTER
FRA	COMMANDE	RESSORT À GAZ	KIT DE RÉPARATION	BRIDE	RACCORD DE CHARGE
ITA	ORDINE	CILINDRO AD AZOTO	KIT DI MANUTENZIONE	FLANGE	ADATTATORE DI CARICO
ESP	PEDIDO	RESORTE DE GAS	KIT DE REPARACION	BRIDA	ADAPTADOR DE CARGA
POR	PEDIDO	CILINDRO DE GÁS	KIT DE MANUTENÇÃO	FLANGE	ADAPTADOR DE CARGA

VAM 7500

Speed Control

AZOL GAS

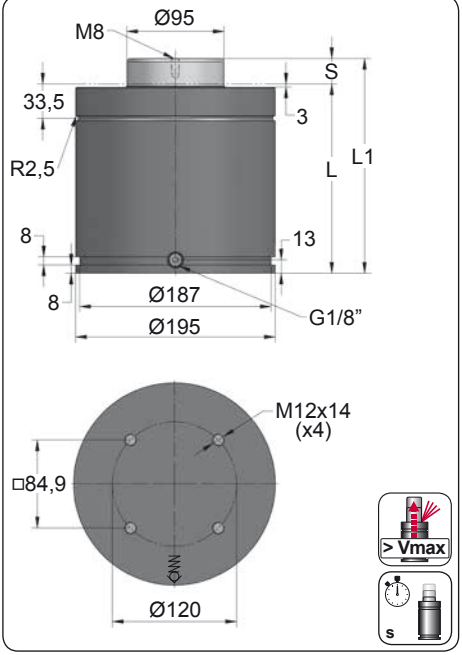

ORDER	S (mm)	L1 ±0,25 (mm)	L (mm)	Kg.
VAM 7500 012	12.7	185.4	172.7	33.44
VAM 7500 025	25	210	185	35.08
VAM 7500 038	38	236	198	36.81
VAM 7500 050	50	260	210	38.41
VAM 7500 063	63.5	287	223.5	40.20
VAM 7500 080	80	320	240	42.40
VAM 7500 100	100	360	260	45.06
VAM 7500 125	125	410	285	48.38

$t_{max} = k \times S_U$

	k
VAM 7500	0.289

Max. delay time (t_{max})
Constant (k)
Stroke used (S_U)

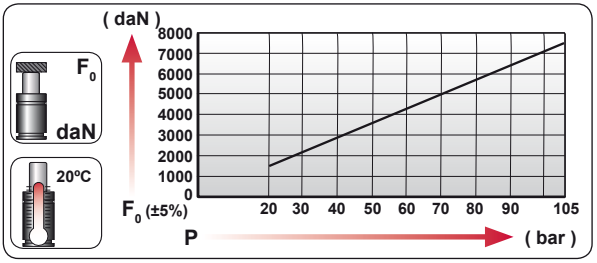

CODE	bar	psi	F_0 daN	F_1 daN
VAM 7500	105	1520	7440	9760

-Slight initial return back depends on the stroke used.

-Return at constant slowed speed.

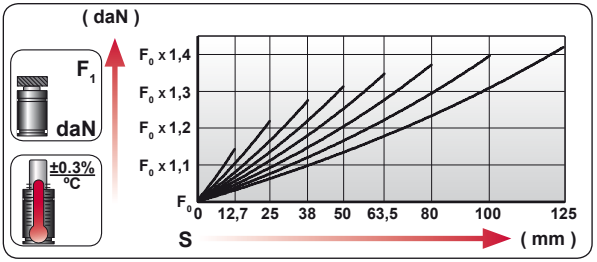

	ENG	ORDER
	DEU	BESTELLUNG
	FRA	COMMANDE
	ITA	ORDINE
	ESP	PEDIDO
	POR	PEDIDO

F_0 daN — S mm

VAM 7500 50

VAM 7500 050

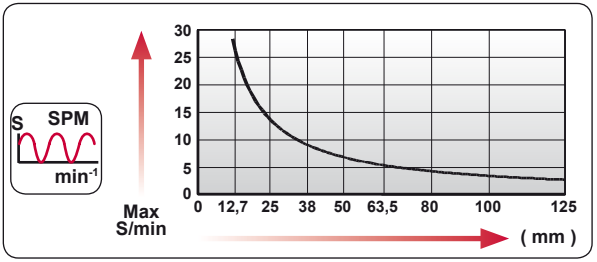



N_2	Smax < 90%	Vmax 0,5 m/s	bar psi 20 290	bar psi 105 1520	ºC ºF 0 32	ºC ºF 80 176	600 CP-

AZOL GAS

VAM 7500

Speed Control

CONVENTIONAL

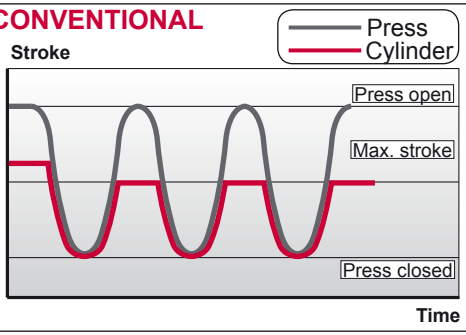

VAM

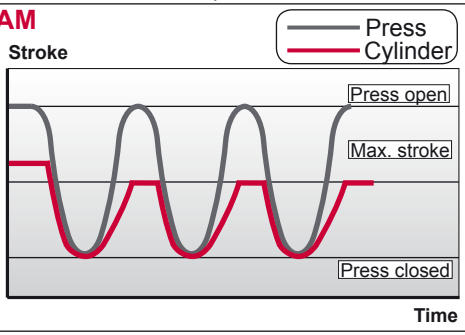

DATA REQUIRED



- Desired force **(daN)**:.....



- Total stroke **(mm)**:.....



- Stroke used **(mm)**:.....



- Number of cycles per minute:.....



- Desired delay time **(eg. 1 segundo)**:.....







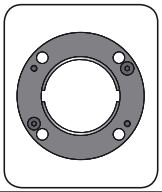

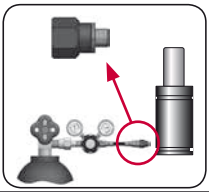

CODE		VAM 7500 050	KIT XXXXXXX-S KIT XXXXXXX-C	A14-195	18 GA 5
ENG	ORDER	GAS SPRING	REPAIR KIT	FLANGE	CHARGING ADAPTER
DEU	BESTELLUNG	GASDRUCKFEDER	ERSATZTEILSATZ	FLANSCHE	LADEADAPTER
FRA	COMMANDE	RESSORT À GAZ	KIT DE RÉPARATION	BRIDE	RACCORD DE CHARGE
ITA	ORDINE	CILINDRO AD AZOTO	KIT DI MANUTENZIONE	FLANGE	ADATTATORE DI CARICO
ESP	PEDIDO	RESORTE DE GAS	KIT DE REPARACION	BRIDA	ADAPTADOR DE CARGA
POR	PEDIDO	CILINDRO DE GÁS	KIT DE MANUTENÇÃO	FLANGE	ADAPTADOR DE CARGA

VAM 7500 MOUNTS

Speed Control

AZOL GAS

A14-195

ISO EM24.54.700/F

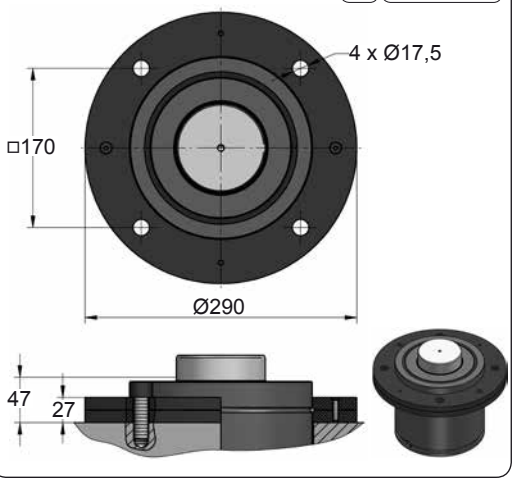

A34-195

ISO VDI

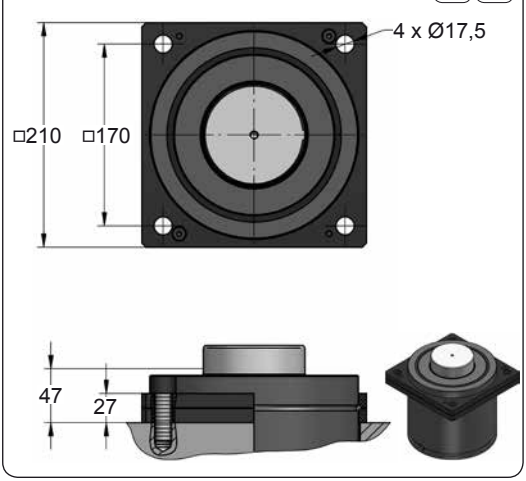

B21-195

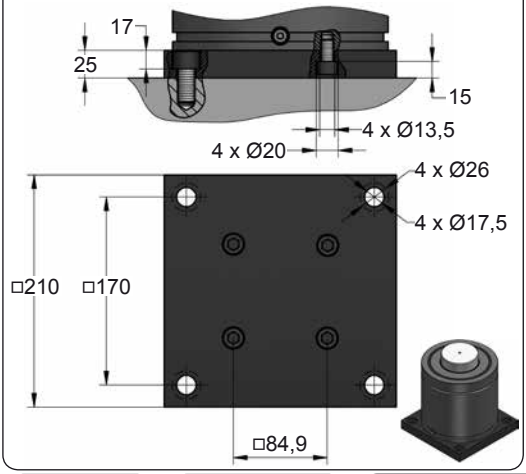

B76-195

ISO

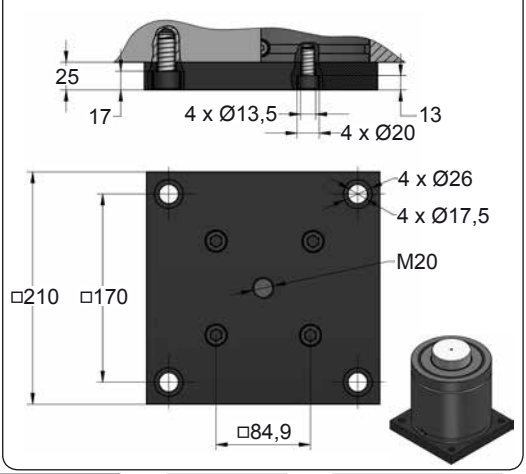







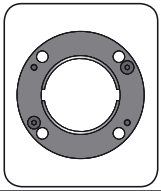

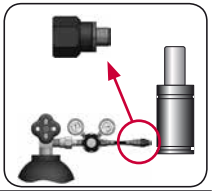

CODE		VAM 7500 050	KIT XXXXXXX-S KIT XXXXXXX-C	A14-195	18 GA 5
ENG	ORDER	GAS SPRING	REPAIR KIT	FLANGE	CHARGING ADAPTER
DEU	BESTELLUNG	GASDRUCKFEDER	ERSATZTEILSATZ	FLANSCHE	LADEADAPTER
FRA	COMMANDE	RESSORT À GAZ	KIT DE RÉPARATION	BRIDE	RACCORD DE CHARGE
ITA	ORDINE	CILINDRO AD AZOTO	KIT DI MANUTENZIONE	FLANGE	ADATTATORE DI CARICO
ESP	PEDIDO	RESORTE DE GAS	KIT DE REPARACION	BRIDA	ADAPTADOR DE CARGA
POR	PEDIDO	CILINDRO DE GÁS	KIT DE MANUTENÇÃO	FLANGE	ADAPTADOR DE CARGA

AZOL GAS

VAM 7500 MOUNTS

Speed Control

C05-195

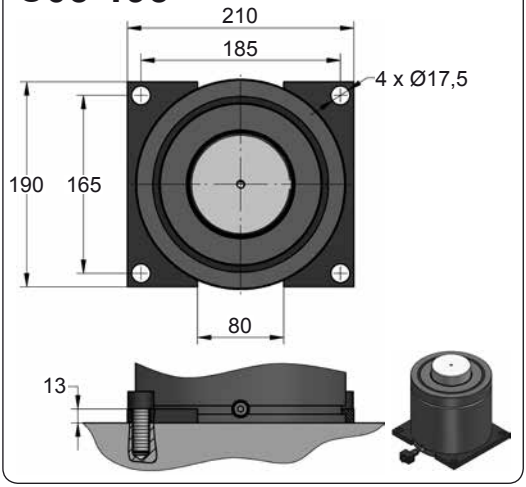

C20-195

ISO VDI EM24.54.700/F

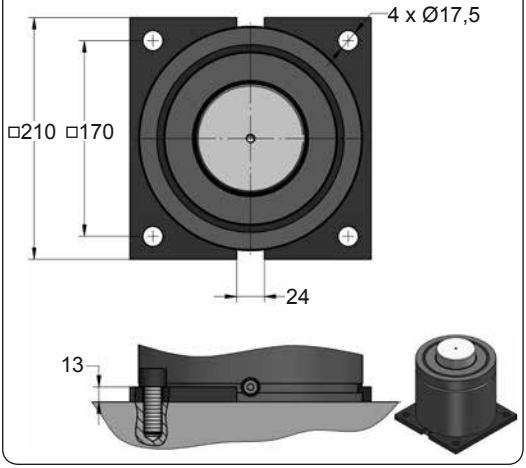

D02-195

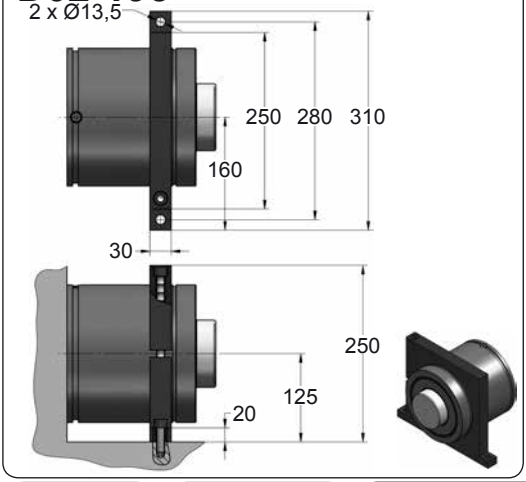



CODE		VAM 7500 050	KIT XXXXXXX-S KIT XXXXXXX-C	C05-195	18 GA 5
ENG	ORDER	GAS SPRING	REPAIR KIT	FLANGE	CHARGING ADAPTER
DEU	BESTELLUNG	GASDRUCKFEDER	ERSATZTEILSATZ	FLANSCHE	LADEADAPTER
FRA	COMMANDE	RESSORT À GAZ	KIT DE RÉPARATION	BRIDE	RACCORD DE CHARGE
ITA	ORDINE	CILINDRO AD AZOTO	KIT DI MANUTENZIONE	FLANGE	ADATTATORE DI CARICO
ESP	PEDIDO	RESORTE DE GAS	KIT DE REPARACION	BRIDA	ADAPTADOR DE CARGA
POR	PEDIDO	CILINDRO DE GÁS	KIT DE MANUTENÇÃO	FLANGE	ADAPTADOR DE CARGA

AZOL GAS VMD SLOWED RETURN TOOL SEPARATION

MODEL	F_0	Ø	S	L1	Pmax	Charge Port		
VMD 3000	3000	Ø95	80 - 300	280 - 720	150	G1/8"	✓	✓
VMD 5000	5000	Ø120	80 - 300	300 - 740	150	G1/8"	✓	✓
VMD 7500	7500	Ø150	80 - 300	315 - 755	150	G1/8"	✓	✓







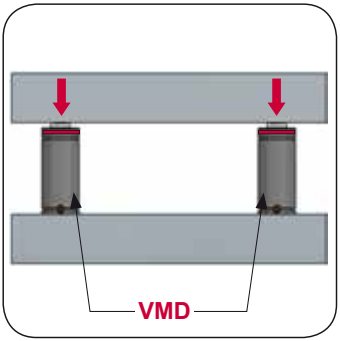

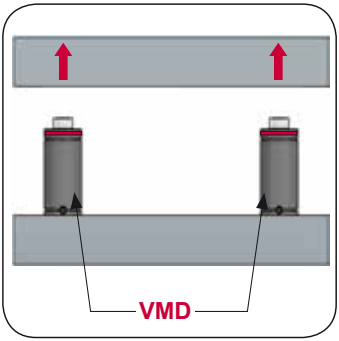

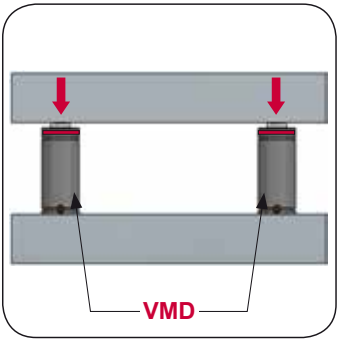

VMD 3000

Slowed Return Tool Separation

AZOL GAS

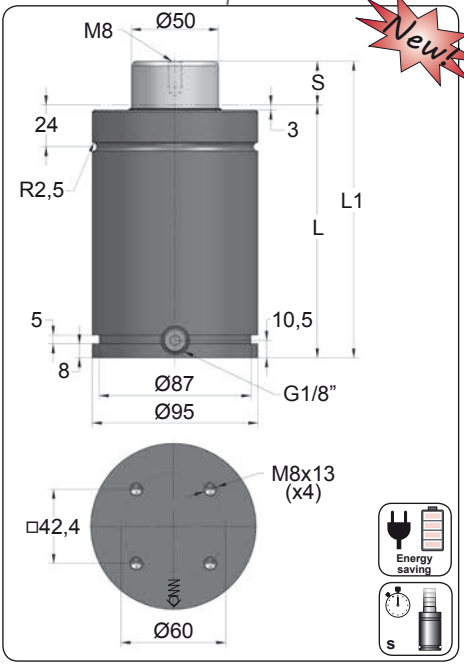

Newt

ORDER	S (mm)	L1 ±0,25 (mm)	L (mm)	Kg.
VMD 3000 080	80	280	200	8.21
VMD 3000 100	100	320	220	8.40
VMD 3000 125	125	370	245	8.98
VMD 3000 160	160	440	280	10.08
VMD 3000 200	200	520	320	11.40
VMD 3000 250	250	620	370	13.20
VMD 3000 300	300	720	420	14.25

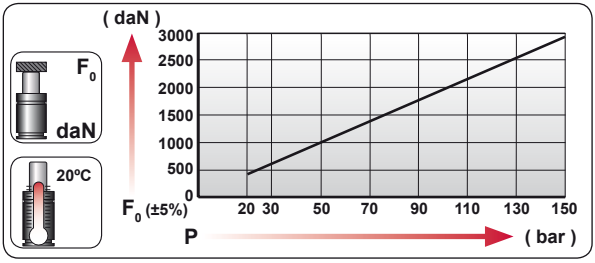

CODE	bar	psi	F0 daN	F1 daN
VMD 3000 080	150	2175	2945	4365

WARNING!
Very slowed return, avoid crush.

CONVENTIONAL

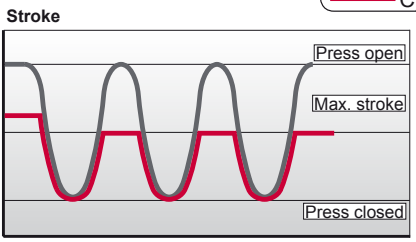

VMD

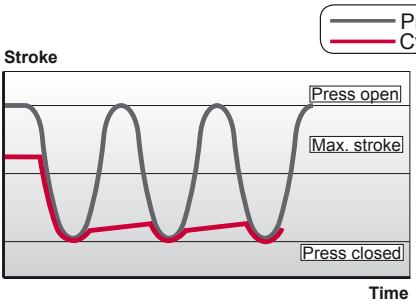

ENG	ORDER
DEU	BESTELLUNG
FRA	COMMANDE
ITA	ORDINE
ESP	PEDIDO
POR	PEDIDO

F0 daN — S mm

VMD 3000 80

VMD 3000 080



N_2	Smax < 90%	Vmax 0,5 m/s	bar psi 20 290	bar psi 150 2175	ºC ºF 0 32	ºC ºF 80 176	600 CP-

AZOL GAS

VMD 3000 MOUNTS

Slowed Return Tool Separation

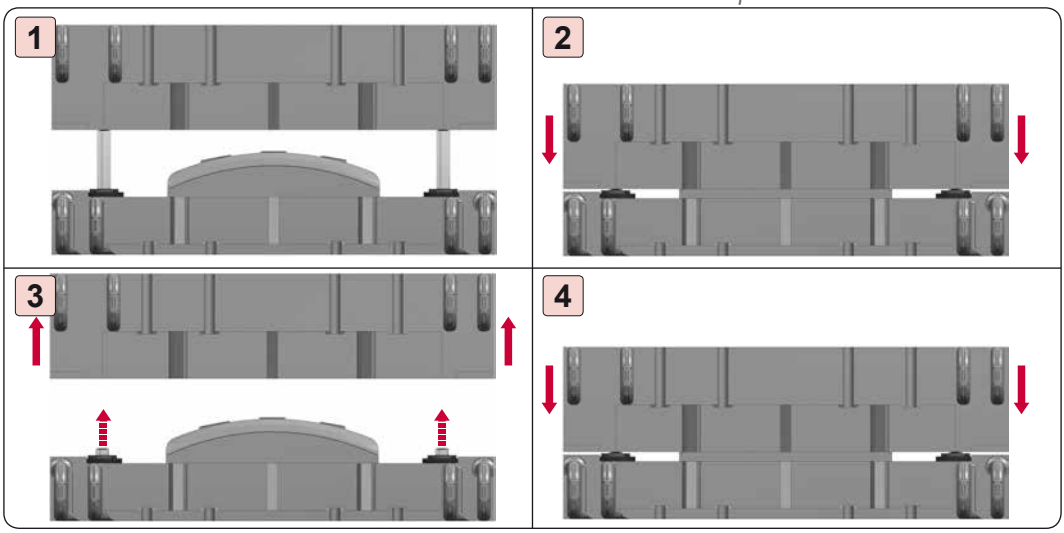

A14-095

E24.54.815.G
EM24.54.700/F

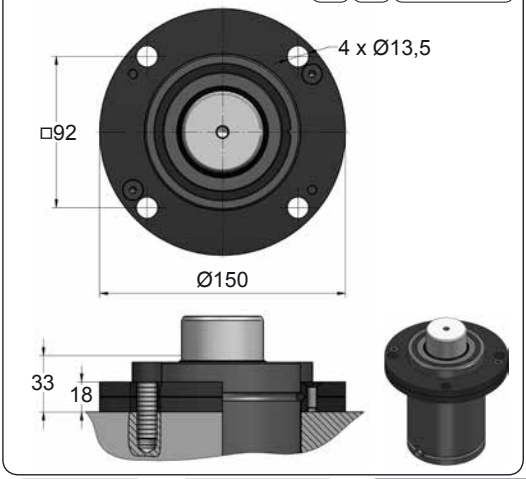

A34-095

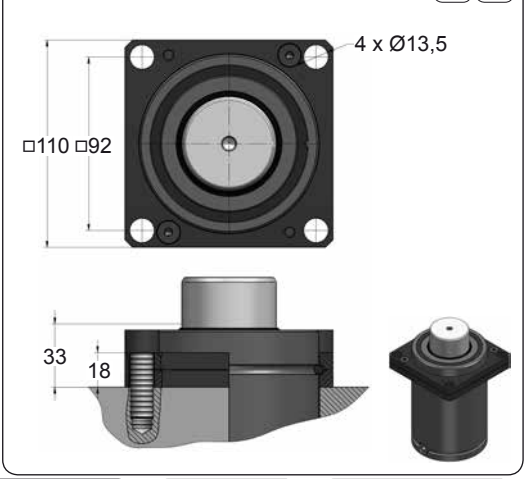



CODE		VMD 3000 080	KIT XXXXXXX-S KIT XXXXXXX-C	A14-095	18 GA 5
ENG	ORDER	GAS SPRING	REPAIR KIT	FLANGE	CHARGING ADAPTER
DEU	BESTELLUNG	GASDRUCKFEDER	ERSATZTEILSATZ	FLANSCHE	LADEADAPTER
FRA	COMMANDE	RESSORT À GAZ	KIT DE RÉPARATION	BRIDE	RACCORD DE CHARGE
ITA	ORDINE	CILINDRO AD AZOTO	KIT DI MANUTENZIONE	FLANGE	ADATTATORE DI CARICO
ESP	PEDIDO	RESORTE DE GAS	KIT DE REPARACION	BRIDA	ADAPTADOR DE CARGA
POR	PEDIDO	CILINDRO DE GÁS	KIT DE MANUTENÇÃO	FLANGE	ADAPTADOR DE CARGA

VMD 5000

Slowed Return Tool Separation

AZOL GAS

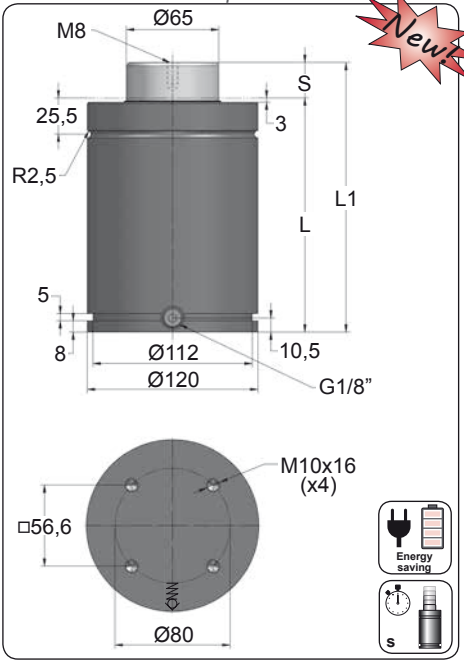

ORDER	S (mm)	L1 ±0,25 (mm)	L (mm)	Kg.
VMD 5000 080	80	300	220	14.60
VMD 5000 100	100	340	240	15.05
VMD 5000 125	125	390	265	16.40
VMD 5000 160	160	460	300	18.20
VMD 5000 200	200	540	340	20.00
VMD 5000 250	250	640	390	23.40
VMD 5000 300	300	740	440	25.00

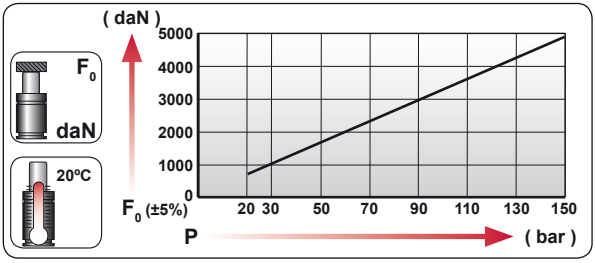

CONVENTIONAL

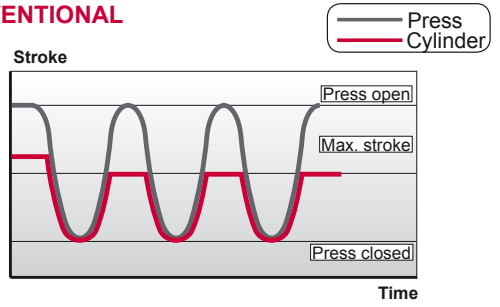

CODE	bar	psi	F_0 daN	F_1 daN
VMD 5000 080	150	2175	4980	7560

WARNING!
Very slowed return, avoid crush.

VMD

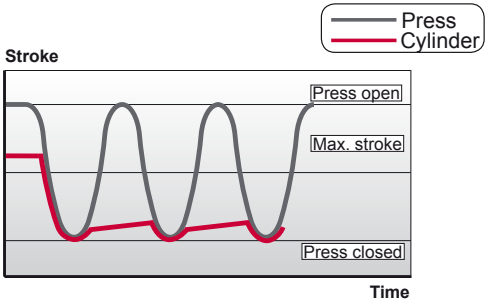

ENG	ORDER
DEU	BESTELLUNG
FRA	COMMANDE
ITA	ORDINE
ESP	PEDIDO
POR	PEDIDO

F_0 daN — S mm

VMD 5000 80

VMD 5000 080

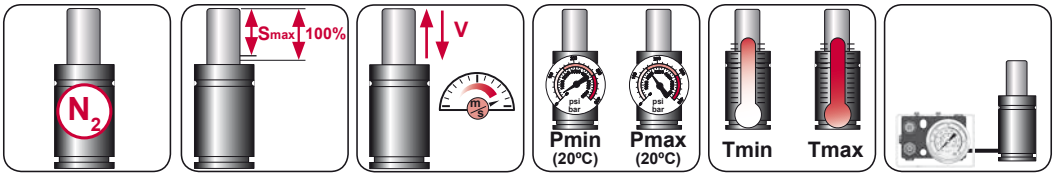

N_2	Smax < 90%	Vmax 0,5 m/s	bar psi 20 290	bar psi 150 2175	ºC ºF 0 32	ºC ºF 80 176	600 CP-

AZOL GAS

VMD 5000 MOUNTS

Slowed Return Tool Separation

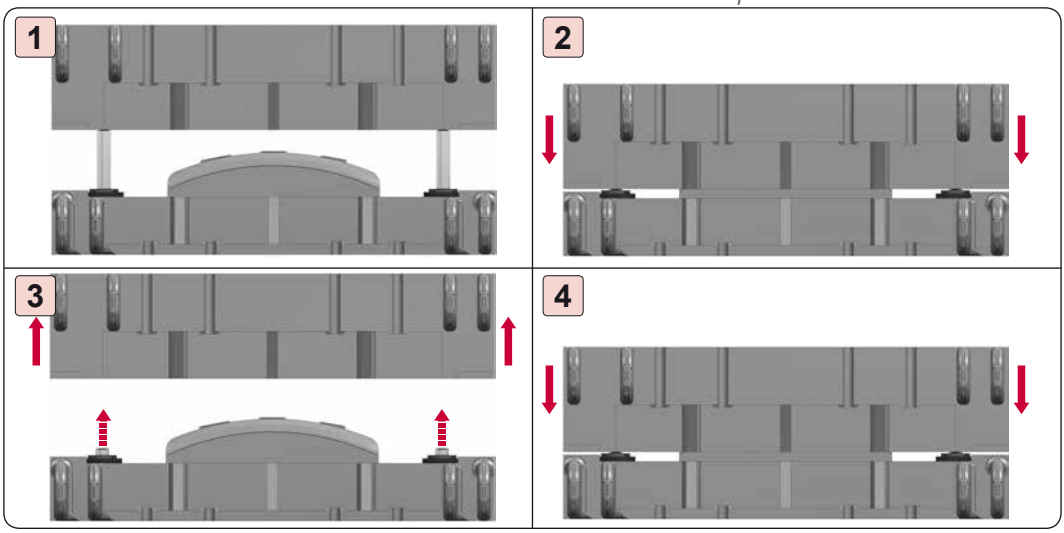

A14-120

E24.54.815.G
EM24.54.700/F

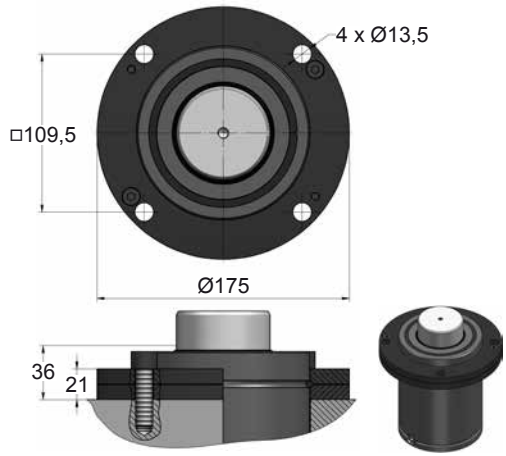

A34-120

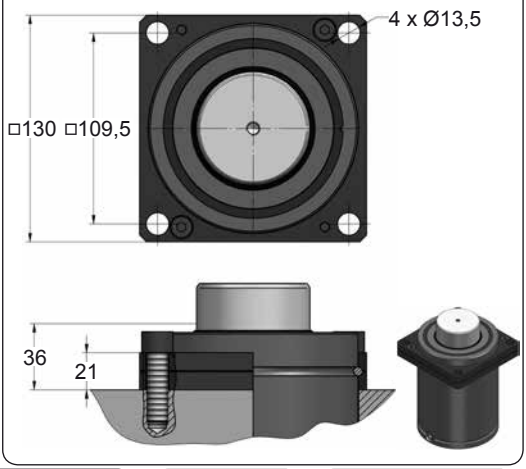



CODE		VMD 5000 080	KIT XXXXXXX-S KIT XXXXXXX-C	A14-120	18 GA 5
ENG	ORDER	GAS SPRING	REPAIR KIT	FLANGE	CHARGING ADAPTER
DEU	BESTELLUNG	GASDRUCKFEDER	ERSATZTEILSATZ	FLANSCHE	LADEADAPTER
FRA	COMMANDE	RESSORT À GAZ	KIT DE RÉPARATION	BRIDE	RACCORD DE CHARGE
ITA	ORDINE	CILINDRO AD AZOTO	KIT DI MANUTENZIONE	FLANGE	ADATTATORE DI CARICO
ESP	PEDIDO	RESORTE DE GAS	KIT DE REPARACION	BRIDA	ADAPTADOR DE CARGA
POR	PEDIDO	CILINDRO DE GÁS	KIT DE MANUTENÇÃO	FLANGE	ADAPTADOR DE CARGA

VMD 7500

Slowed Return Tool Separation

AZOL GAS

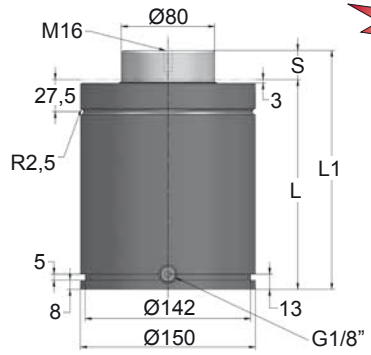

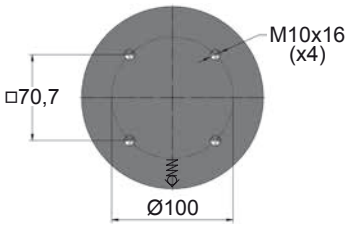

Energy saving

ORDER	S (mm)	L1 ±0,25 (mm)	L (mm)	Kg.
VMD 7500 080	80	315	235	23.50
VMD 7500 100	100	355	255	26.00
VMD 7500 125	125	405	280	27.00
VMD 7500 160	160	475	315	32.20
VMD 7500 200	200	555	355	34.20
VMD 7500 250	250	655	405	38.20
VMD 7500 300	300	755	455	43.00

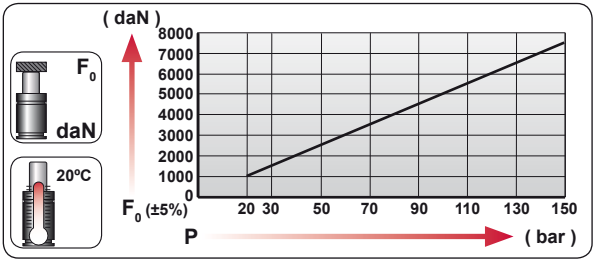

CONVENTIONAL

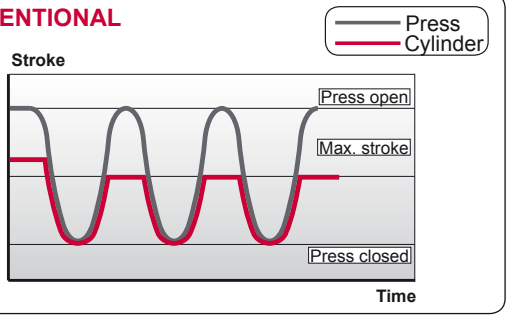

CODE	bar	psi	F0 daN	F1 daN
VMD 7500 080	150	2175	7540	11470

WARNING!
Very slowed return, avoid crush.

VMD

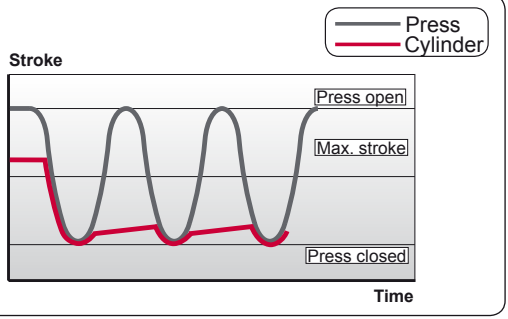

ENG	ORDER
DEU	BESTELLUNG
FRA	COMMANDE
ITA	ORDINE
ESP	PEDIDO
POR	PEDIDO

F0 daN — S mm

VMD 7500 80

VMD 7500 080



N_2	Smax < 90%	Vmax 0,5 m/s	bar psi 20 290	bar psi 150 2175	ºC ºF 0 32	ºC ºF 80 176	600 CP-

AZOL GAS

VMD 7500 MOUNTS

Slowed Return Tool Separation

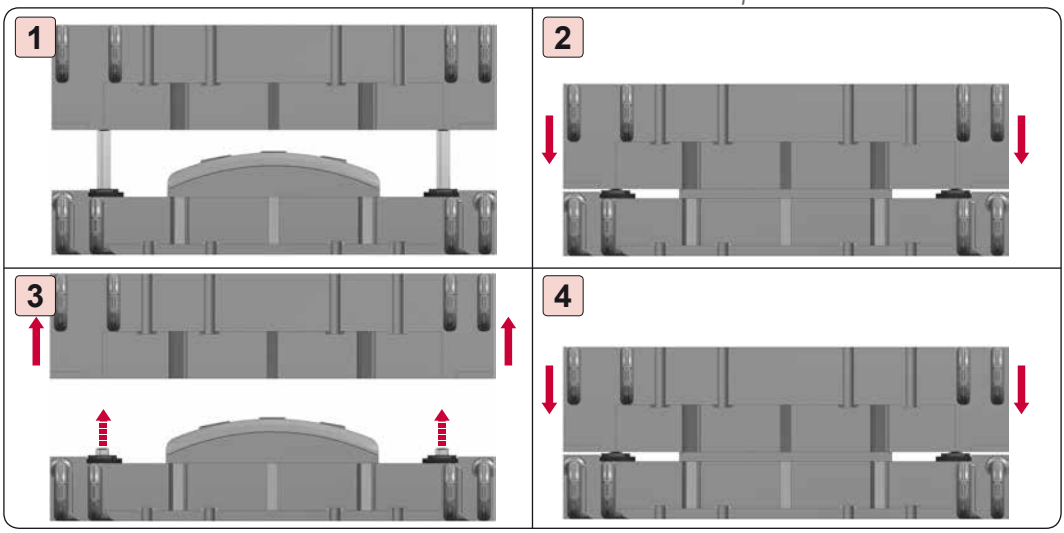

A14-150

ISO E24.54.815.G EM24.54.700/F

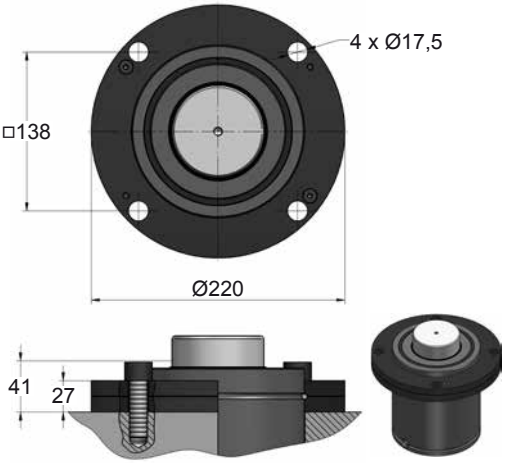

A34-150

ISO VDI

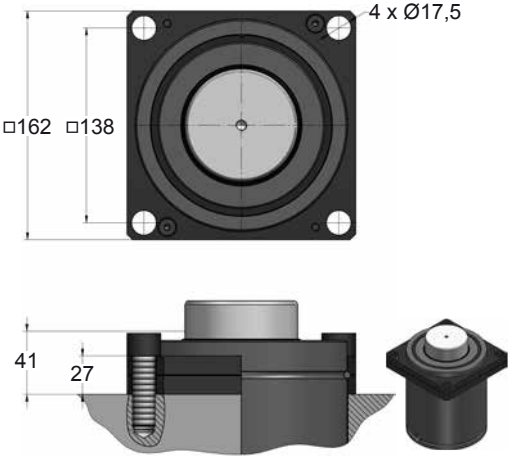







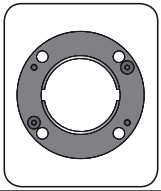

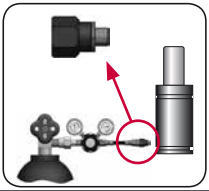

CODE		VMD 7500 080	KIT XXXXXXX-S KIT XXXXXXX-C	A14-150	18 GA 5
ENG	ORDER	GAS SPRING	REPAIR KIT	FLANGE	CHARGING ADAPTER
DEU	BESTELLUNG	GASDRUCKFEDER	ERSATZTEILSATZ	FLANSCHE	LADEADAPTER
FRA	COMMANDE	RESSORT À GAZ	KIT DE RÉPARATION	BRIDE	RACCORD DE CHARGE
ITA	ORDINE	CILINDRO AD AZOTO	KIT DI MANUTENZIONE	FLANGE	ADATTATORE DI CARICO
ESP	PEDIDO	RESORTE DE GAS	KIT DE REPARACION	BRIDA	ADAPTADOR DE CARGA
POR	PEDIDO	CILINDRO DE GÁS	KIT DE MANUTENÇÃO	FLANGE	ADAPTADOR DE CARGA

AZOL GAS GAS STRIPPERS / STOCK LIFTERS

EF_

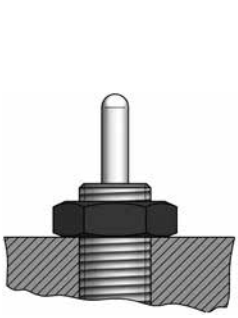



GAS STRIPPERS

M_

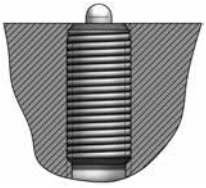



SPRING PLUNGERS

EX_



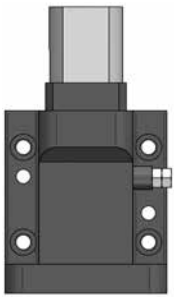

FLANGE STRIPPERS

EXD_



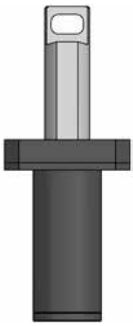

STOCK LIFTERS

EFG 16

Gas Strippers

BMW	B2 4036	**FORD**	W-DX35-6030	
MB	B8 0820 100 000 002	**GM**	90.25	
VW	39D 549			

AZOL GAS

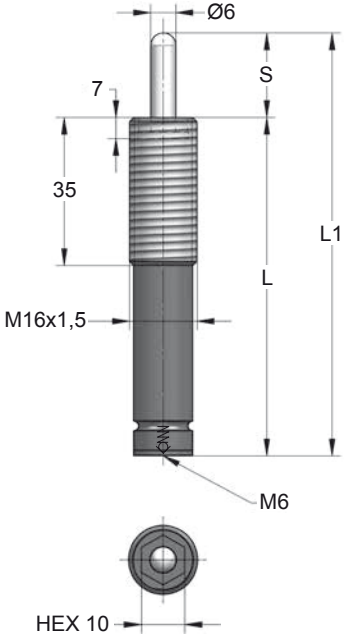

CODE	S (mm)	L1 ±0,25 (mm)	L (mm)	Kg.
EFG 16 ___ 010	10	80	70	0.08
EFG 16 ___ 020	20	100	80	0.09
EFG 16 ___ 030	30	120	90	0.09
EFG 16 ___ 040	40	140	100	0.10
EFG 16 ___ 050	50	160	110	0.11
EFG 16 ___ 060	60	180	120	0.11
EFG 16 ___ 070	70	200	130	0.12
EFG 16 ___ 080	80	220	140	0.12
EFG 16 ___ 100	100	260	160	0.14

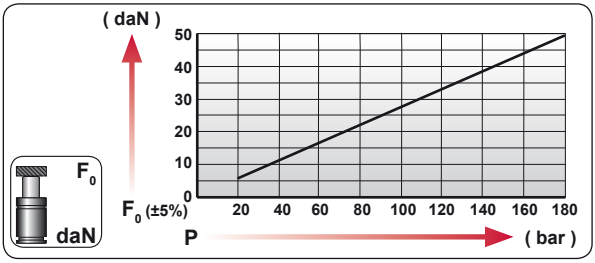

CODE	COLOR	bar	psi	F_0 daN	F_1 daN
EFG 16 6 050	Green	20	290	6	8
EFG 16 11 050	Blue	40	580	11	15
EFG 16 21 050	Red	75	1090	21	30
EFG 16 42 050	Yellow	150	2175	42	55
EFG 16 XX 050	Black	20-180	290-2610	6 - 50	8 - 70

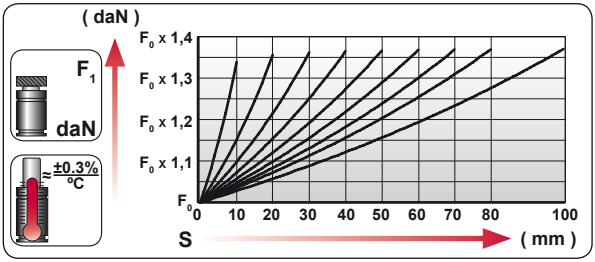

ENG	ORDER
DEU	BESTELLUNG
FRA	COMMANDE
ITA	ORDINE
ESP	PEDIDO
POR	PEDIDO

F_0 daN — S mm

EFG 16 50 50

EFG 16 50 050

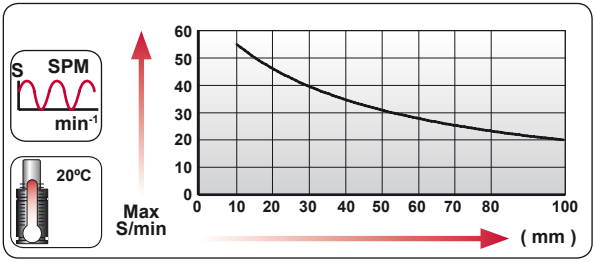



N_2	Smax < 90%	Vmax 1,6 m/s	bar psi 20 290	bar psi 180 2610	°C °F 0 32	°C °F 80 176	

AZOL GAS

EFG 16
Gas Strippers

LPT 10

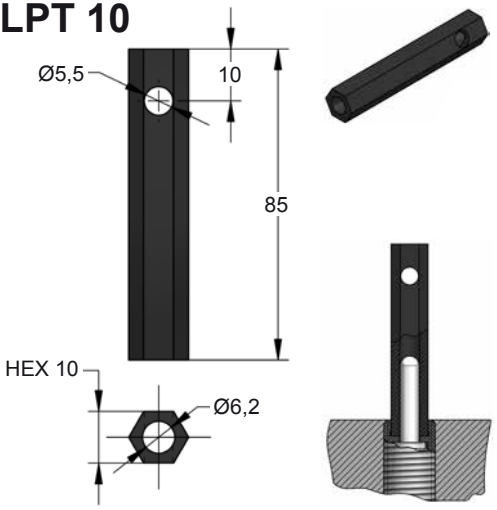

E23-016

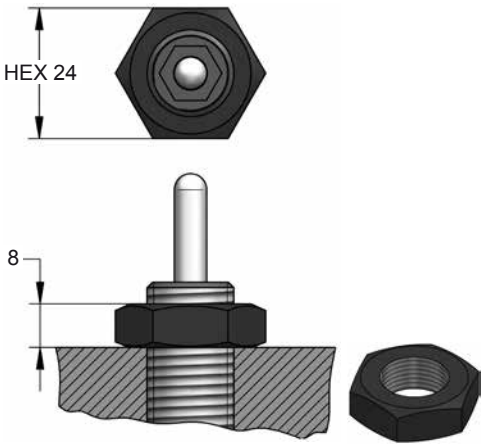







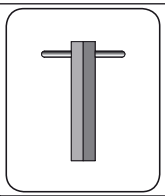

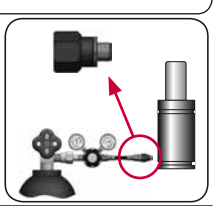

CODE		EFG 16 50 050		LPT 10	06 GA 11
ENG	ORDER	GAS SPRING	REPAIR KIT	KEY	CHARGING ADAPTER
DEU	BESTELLUNG	GASDRUCKFEDER	ERSATZTEILSATZ	MONTAGESCHLÜSSEL	LADEADAPTER
FRA	COMMANDE	RESSORT À GAZ	KIT DE RÉPARATION	CLE	RACCORD DE CHARGE
ITA	ORDINE	CILINDRO AD AZOTO	KIT DI MANUTENZIONE	CHIAVE	ADATTATORE DI CARICO
ESP	PEDIDO	RESORTE DE GAS	KIT DE REPARACION	LLAVE	ADAPTADOR DE CARGA
POR	PEDIDO	CILINDRO DE GÁS	KIT DE MANUTENÇÃO	CHAVE	ADAPTADOR DE CARGA

EFGC 16

Gas Strippers

		RENAULT EM24.54.300

AZOL GAS

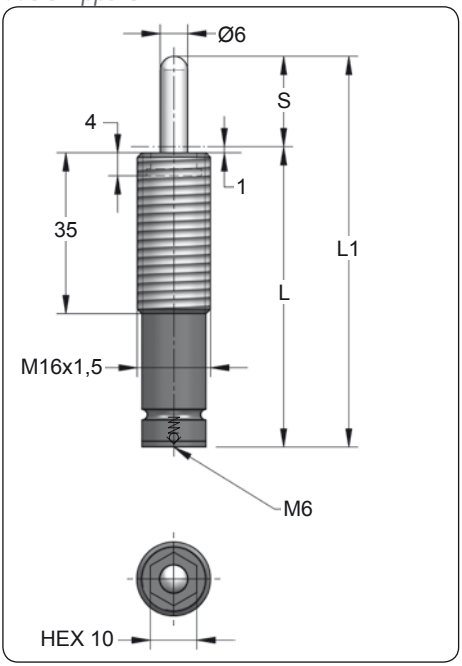

CODE	S (mm)	L1 ±0,25 (mm)	L (mm)	Kg.
EFGC 16 ___ 010	10	65	55	0.06
EFGC 16 ___ 020	20	85	65	0.07
EFGC 16 ___ 030	30	105	75	0.07
EFGC 16 ___ 040	40	125	85	0.08
EFGC 16 ___ 050	50	145	95	0.09
EFGC 16 ___ 060	60	165	105	0.09
EFGC 16 ___ 070	70	185	115	0.10
EFGC 16 ___ 080	80	205	125	0.10
EFGC 16 ___ 100	100	245	145	0.12
EFGC 16 ___ 125	125	295	170	0.13

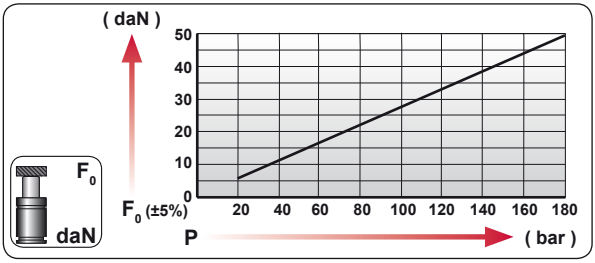

CODE	COLOR	bar	psi	F_0 daN	F_1 daN
EFGC 16 6 050	Green	20	290	6	8
EFGC 16 11 050	Blue	40	580	11	15
EFGC 16 21 050	Red	75	1090	21	30
EFGC 16 42 050	Yellow	150	2175	42	55
EFGC 16 XX 050	Black	20-180	290-2610	6 - 50	8 - 70

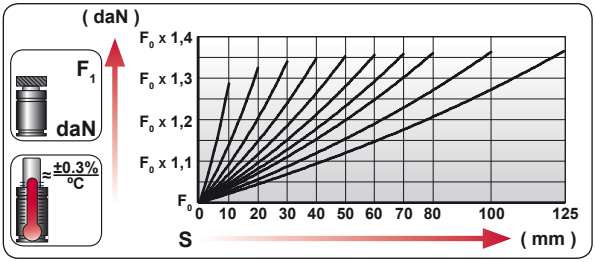

ENG	ORDER
DEU	BESTELLUNG
FRA	COMMANDE
ITA	ORDINE
ESP	PEDIDO
POR	PEDIDO

F_0 daN — S mm

EFGC 16 50 50

EFGC 16 50 050

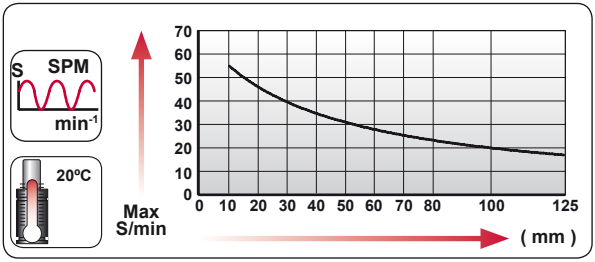

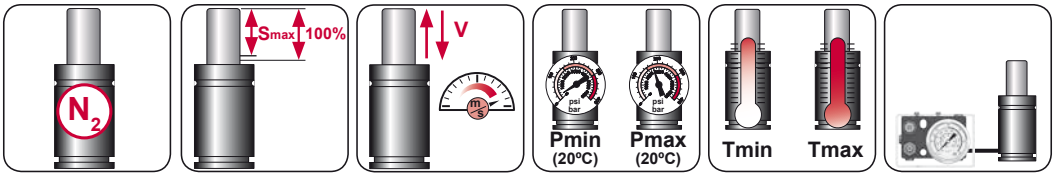

N_2	Smax < 90%	Vmax 1,6 m/s	bar psi 20 290	bar psi 180 2610	ºC ºF 0 32	ºC ºF 80 176	

AZOL GAS

EFGC 16

Gas Strippers

LPT 10

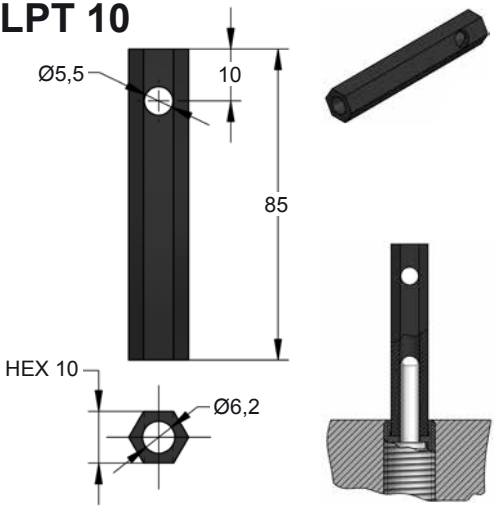

E23-016

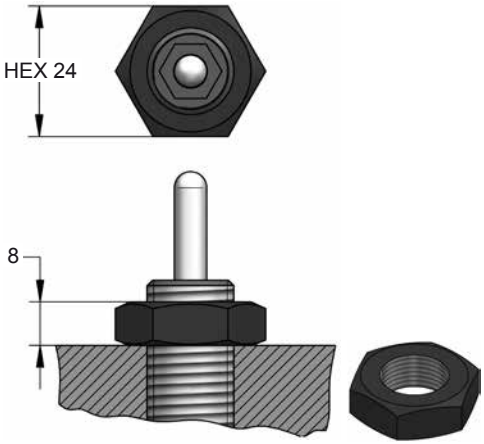







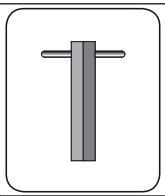

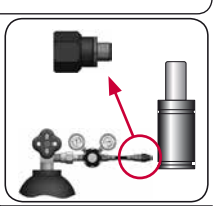

CODE		EFGC 16 50 050	X	LPT 10	06 GA 11
ENG	ORDER	GAS SPRING	REPAIR KIT	KEY	CHARGING ADAPTER
DEU	BESTELLUNG	GASDRUCKFEDER	ERSATZTEILSATZ	MONTAGESCHLÜSSEL	LADEADAPTER
FRA	COMMANDE	RESSORT À GAZ	KIT DE RÉPARATION	CLE	RACCORD DE CHARGE
ITA	ORDINE	CILINDRO AD AZOTO	KIT DI MANUTENZIONE	CHIAVE	ADATTATORE DI CARICO
ESP	PEDIDO	RESORTE DE GAS	KIT DE REPARACION	LLAVE	ADAPTADOR DE CARGA
POR	PEDIDO	CILINDRO DE GÁS	KIT DE MANUTENÇÃO	CHAVE	ADAPTADOR DE CARGA

EFGD 16

Gas Strippers

AZOL GAS

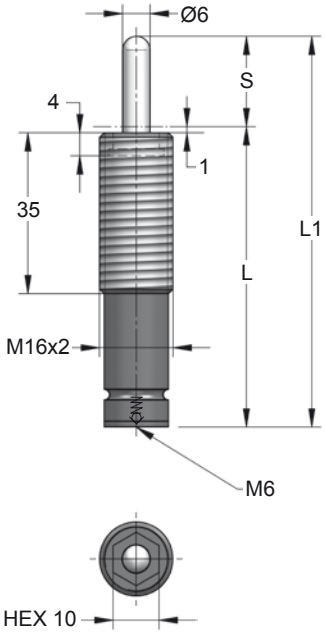

CODE	S (mm)	L1 ±0,25 (mm)	L (mm)	Kg.
EFGD 16 ___ 010	10	65	55	0.06
EFGD 16 ___ 020	20	85	65	0.07
EFGD 16 ___ 030	30	105	75	0.07
EFGD 16 ___ 040	40	125	85	0.08
EFGD 16 ___ 050	50	145	95	0.09
EFGD 16 ___ 060	60	165	105	0.09
EFGD 16 ___ 070	70	185	115	0.10
EFGD 16 ___ 080	80	205	125	0.10
EFGD 16 ___ 100	100	245	145	0.12
EFGD 16 ___ 125	125	295	170	0.13

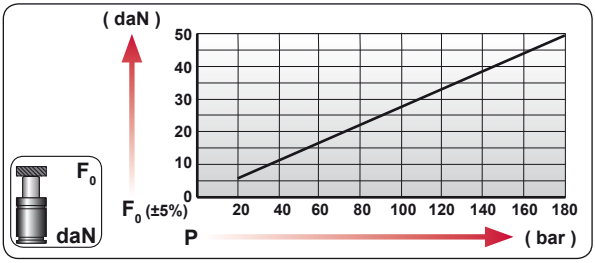

CODE	COLOR	bar	psi	F_0 daN	F_1 daN
EFGD 16 6 050	Green	20	290	6	8
EFGD 16 11 050	Blue	40	580	11	15
EFGD 16 21 050	Red	75	1090	21	30
EFGD 16 42 050	Yellow	150	2175	42	55
EFGD 16 XX 050	Black	20-180	290-2610	6 - 50	8 - 70

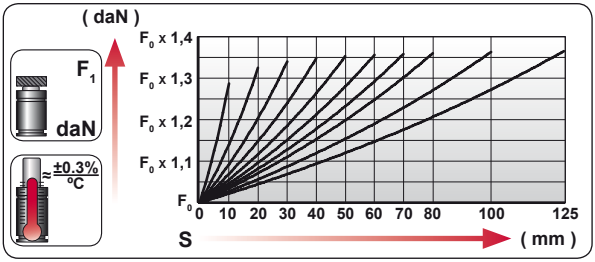

ENG	ORDER
DEU	BESTELLUNG
FRA	COMMANDE
ITA	ORDINE
ESP	PEDIDO
POR	PEDIDO

F_0 daN — S mm

EFGD 16 50 50

EFGD 16 50 050

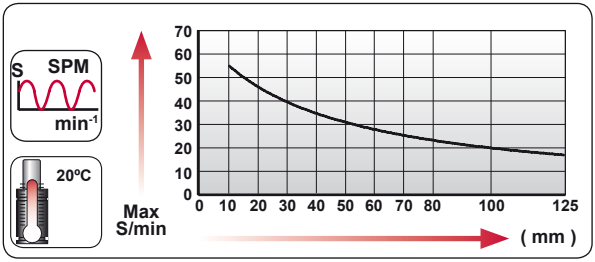

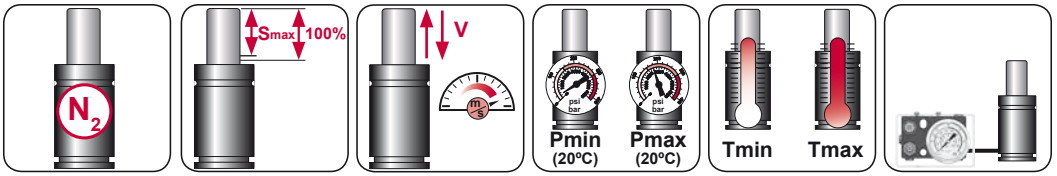

N_2	Smax < 90%	Vmax 1,6 m/s	bar psi 20 290	bar psi 180 2610	ºC ºF 0 32	ºC ºF 80 176

AZOL GAS

EFGD 16
Gas Strippers

LPT 10

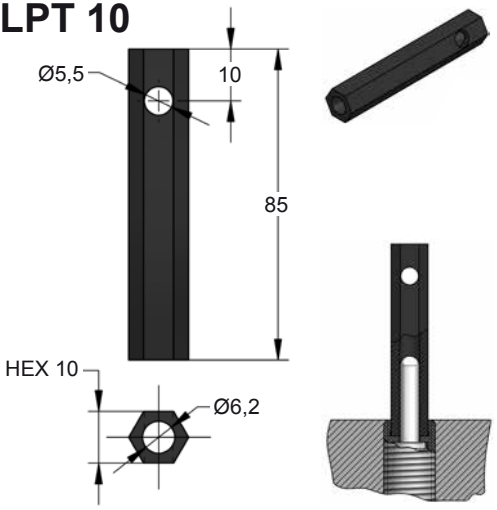

E63-016

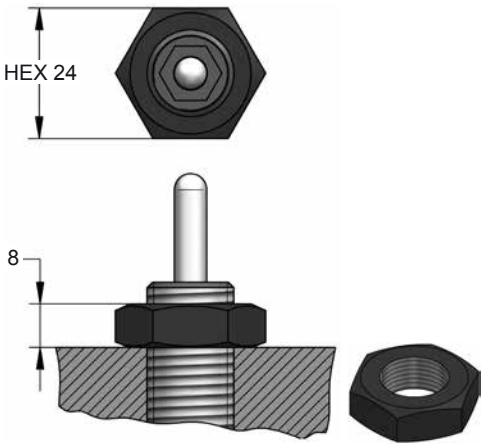







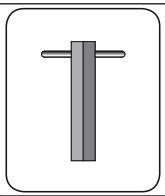

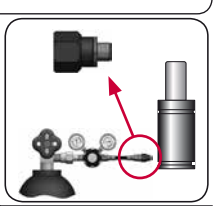

CODE		EFGD 16 50 050		LPT 10	06 GA 11
ENG	ORDER	GAS SPRING	REPAIR KIT	KEY	CHARGING ADAPTER
DEU	BESTELLUNG	GASDRUCKFEDER	ERSATZTEILSATZ	MONTAGESCHLÜSSEL	LADEADAPTER
FRA	COMMANDE	RESSORT À GAZ	KIT DE RÉPARATION	CLE	RACCORD DE CHARGE
ITA	ORDINE	CILINDRO AD AZOTO	KIT DI MANUTENZIONE	CHIAVE	ADATTATORE DI CARICO
ESP	PEDIDO	RESORTE DE GAS	KIT DE REPARACION	LLAVE	ADAPTADOR DE CARGA
POR	PEDIDO	CILINDRO DE GÁS	KIT DE MANUTENÇÃO	CHAVE	ADAPTADOR DE CARGA

EFGL 16

Gas Strippers

AZOL GAS

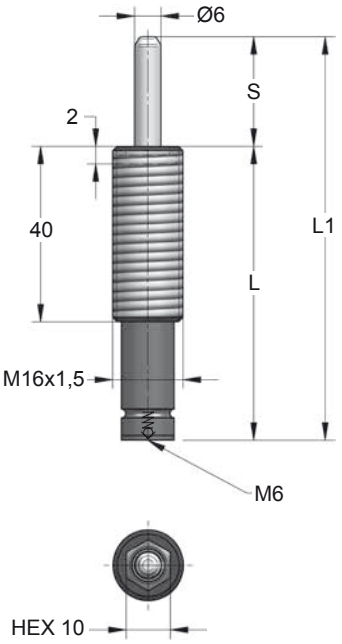

CODE	S (mm)	L1 ±0,25 (mm)	L (mm)	Kg.
EFGL 16 ... 007	7	56	49	0.06
EFGL 16 ... 010	10	62	52	0.06
EFGL 16 ... 012	12.7	67.4	54.7	0.06
EFGL 16 ... 015	15	72	57	0.07
EFGL 16 ... 025	25	92	67	0.07
EFGL 16 ... 038	38	118	80	0.08
EFGL 16 ... 050	50	142	92	0.09
EFGL 16 ... 063	63.5	172	108.5	0.09
EFGL 16 ... 080	80	205	125	0.10

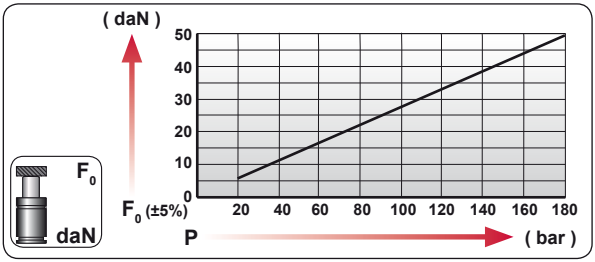

CODE	COLOR	bar	psi	F0 daN	F1 daN
EFGL 16 13 050	Green	45	650	13	20
EFGL 16 25 050	Blue	90	1305	25	40
EFGL 16 38 050	Red	135	1960	38	60
EFGL 16 50 050	Yellow	180	2610	50	80
EFGL 16 XX 050	Black	20-180	290-2610	6 - 50	8 - 80

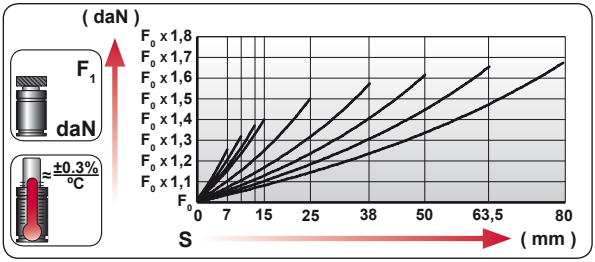

ENG	ORDER
DEU	BESTELLUNG
FRA	COMMANDE
ITA	ORDINE
ESP	PEDIDO
POR	PEDIDO

F0 daN — S mm

EFGL 16 50 50

EFGL 16 50 050

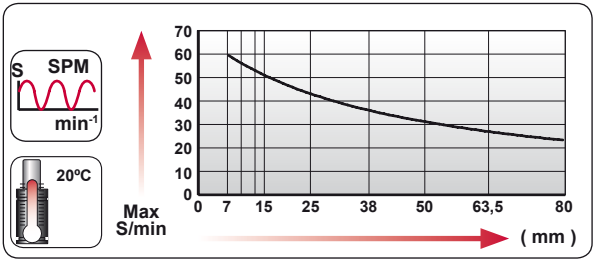



N_2	Smax < 90%	Vmax 1,6 m/s	bar psi 20 290	bar psi 180 2610	°C °F 0 32	°C °F 80 176

AZOL GAS

EFGL 16
Gas Strippers

LPT 10

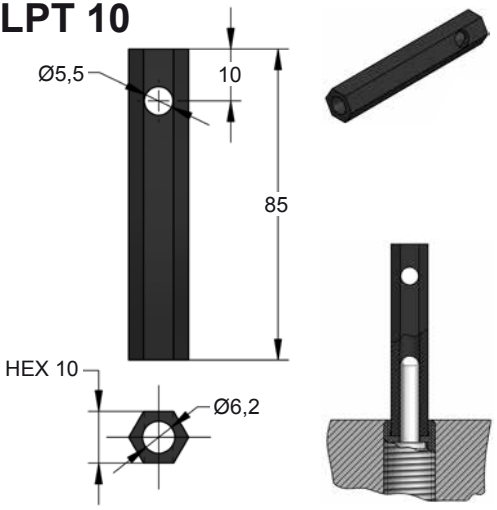

E23-016

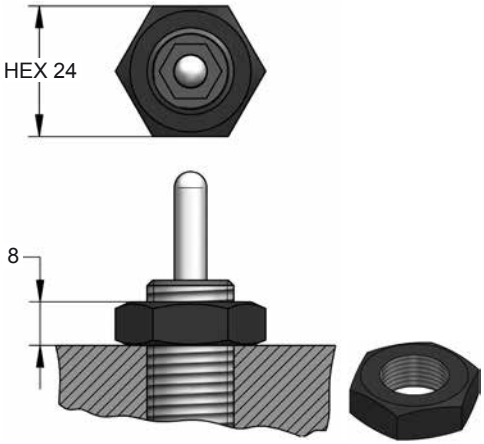







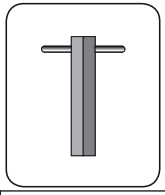

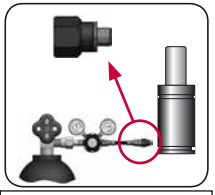

CODE		EFGL 16 50 050		LPT 10	06 GA 11
ENG	ORDER	GAS SPRING	REPAIR KIT	KEY	CHARGING ADAPTER
DEU	BESTELLUNG	GASDRUCKFEDER	ERSATZTEILSATZ	MONTAGESCHLÜSSEL	LADEADAPTER
FRA	COMMANDE	RESSORT À GAZ	KIT DE RÉPARATION	CLE	RACCORD DE CHARGE
ITA	ORDINE	CILINDRO AD AZOTO	KIT DI MANUTENZIONE	CHIAVE	ADATTATORE DI CARICO
ESP	PEDIDO	RESORTE DE GAS	KIT DE REPARACION	LLAVE	ADAPTADOR DE CARGA
POR	PEDIDO	CILINDRO DE GÁS	KIT DE MANUTENÇÃO	CHAVE	ADAPTADOR DE CARGA

EFGQ 16

Gas Strippers

	FORD W-DX35-8031	

AZOL GAS

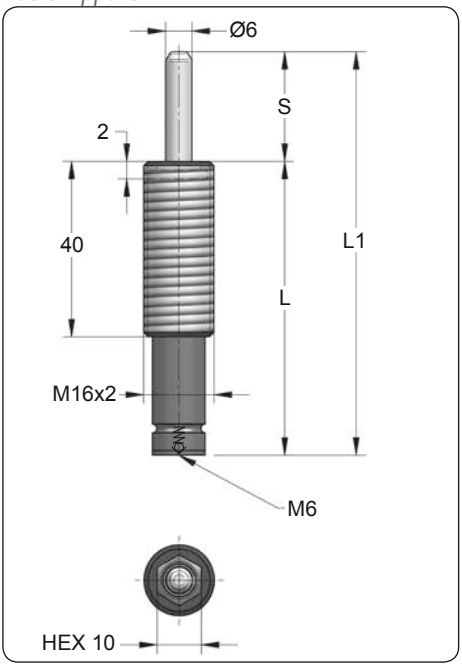

CODE	S (mm)	L1 ±0,25 (mm)	L (mm)	Kg.
EFGQ 16 ___ 007	7	56	49	0.06
EFGQ 16 ___ 010	10	62	52	0.06
EFGQ 16 ___ 012	12.7	67.4	54.7	0.06
EFGQ 16 ___ 015	15	72	57	0.07
EFGQ 16 ___ 025	25	92	67	0.07
EFGQ 16 ___ 038	38	118	80	0.08
EFGQ 16 ___ 050	50	142	92	0.09
EFGQ 16 ___ 063	63.5	172	108.5	0.09
EFGQ 16 ___ 080	80	205	125	0.10

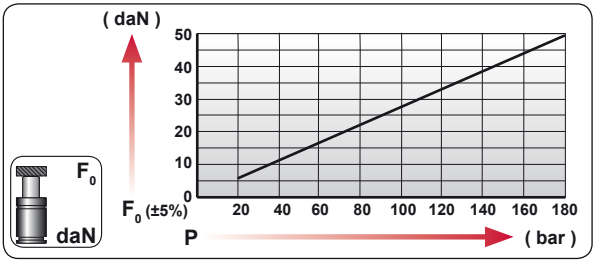

CODE	COLOR	bar	psi	F0 daN	F1 daN
EFGQ 16 13 050	Green	45	650	13	20
EFGQ 16 25 050	Blue	90	1305	25	40
EFGQ 16 38 050	Red	135	1960	38	60
EFGQ 16 50 050	Yellow	180	2610	50	80
EFGQ 16 XX 050	Black	20-180	290-2610	6 - 50	8 - 80

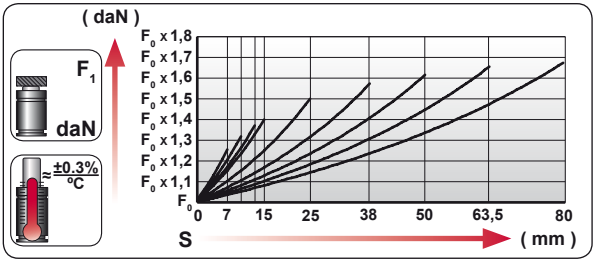

ENG	ORDER
DEU	BESTELLUNG
FRA	COMMANDE
ITA	ORDINE
ESP	PEDIDO
POR	PEDIDO

F0 daN — S mm

EFGQ 16 50 50

EFGQ 16 50 050

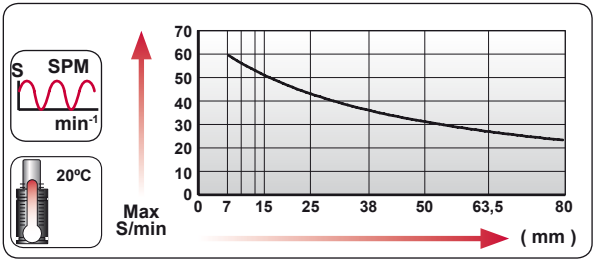

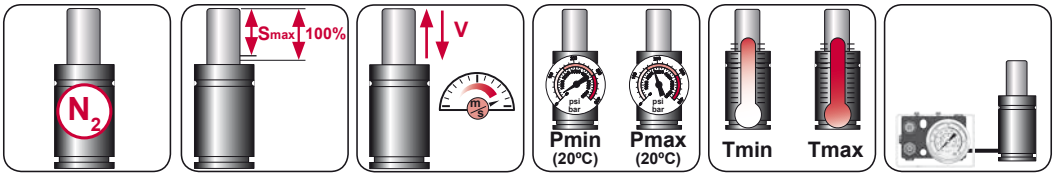

N_2	Smax < 90%	Vmax 1,6 m/s	bar psi 20 290	bar psi 180 2610	°C °F 0 32	°C °F 80 176	

AZOL GAS

EFGQ 16
Gas Strippers

LPT 10

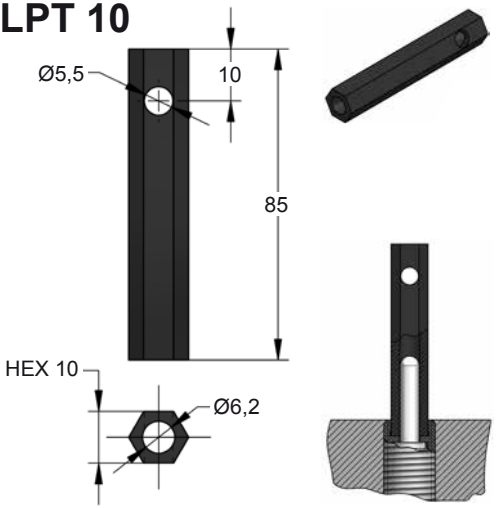

E63-016

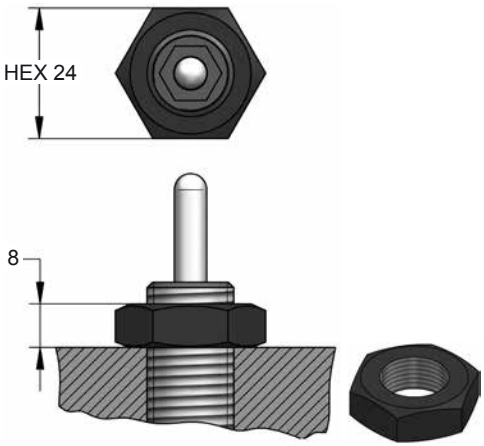







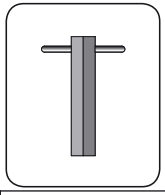

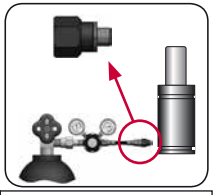

CODE		EFGQ 16 50 050	X	LPT 10	06 GA 11
ENG	ORDER	GAS SPRING	REPAIR KIT	KEY	CHARGING ADAPTER
DEU	BESTELLUNG	GASDRUCKFEDER	ERSATZTEILSATZ	MONTAGESCHLÜSSEL	LADEADAPTER
FRA	COMMANDE	RESSORT À GAZ	KIT DE RÉPARATION	CLE	RACCORD DE CHARGE
ITA	ORDINE	CILINDRO AD AZOTO	KIT DI MANUTENZIONE	CHIAVE	ADATTATORE DI CARICO
ESP	PEDIDO	RESORTE DE GAS	KIT DE REPARACION	LLAVE	ADAPTADOR DE CARGA
POR	PEDIDO	CILINDRO DE GÁS	KIT DE MANUTENÇÃO	CHAVE	ADAPTADOR DE CARGA

EFT 16

Gas Strippers

	GM 90.80	

AZOL GAS

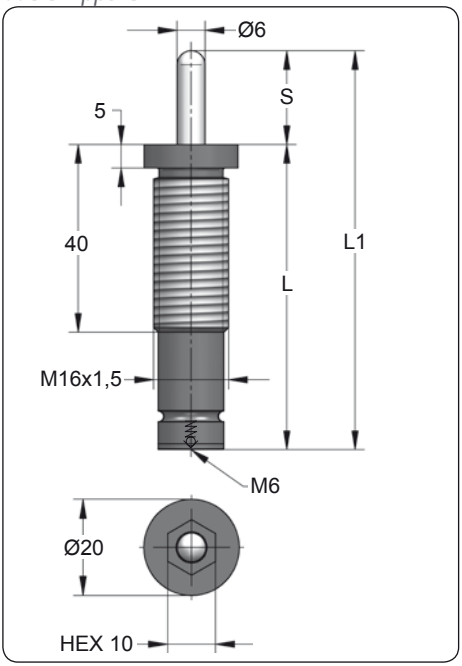

CODE	S (mm)	L1 ±0,25 (mm)	L (mm)	Kg.
EFT 16 ___ 010	10	65	55	0.07
EFT 16 ___ 015	15	75	60	0.07
EFT 16 ___ 020	20	85	65	0.08
EFT 16 ___ 025	25	95	70	0.08
EFT 16 ___ 030	30	105	75	0.08
EFT 16 ___ 040	40	125	85	0.09
EFT 16 ___ 050	50	145	95	0.09
EFT 16 ___ 060	60	165	105	0.10
EFT 16 ___ 070	70	185	115	0.11
EFT 16 ___ 080	80	205	125	0.11
EFT 16 ___ 100	100	245	145	0.13
EFT 16 ___ 125	125	295	170	0.14

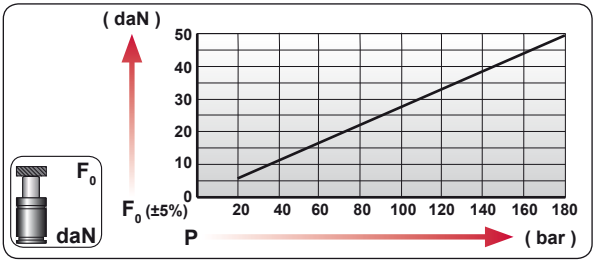

CODE	COLOR	bar	psi	F0 daN	F1 daN
EFT 16 6 050	Green	20	290	6	8
EFT 16 11 050	Blue	40	580	11	15
EFT 16 21 050	Red	75	1090	21	30
EFT 16 42 050	Yellow	150	2175	42	55
EFT 16 XX 050	Black	20-180	290-2610	6 - 50	8 - 70

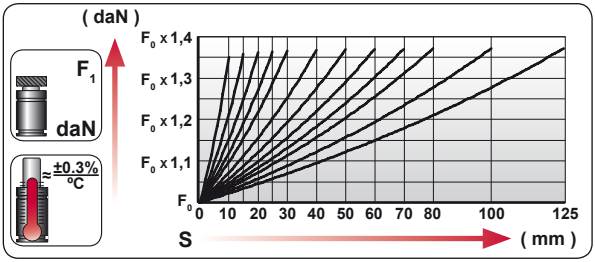

ENG	ORDER
DEU	BESTELLUNG
FRA	COMMANDE
ITA	ORDINE
ESP	PEDIDO
POR	PEDIDO

F0 daN — S mm

EFT 16 50 50

EFT 16 50 050

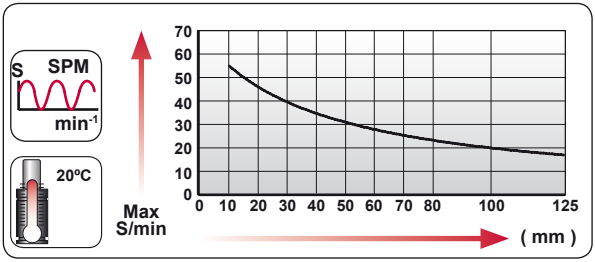



N_2	Smax < 90%	Vmax 1,6 m/s	bar psi 20 290	bar psi 180 2610	ºC ºF 0 32	ºC ºF 80 176	

AZOL GAS

EFT 16
Gas Strippers

LPT 10

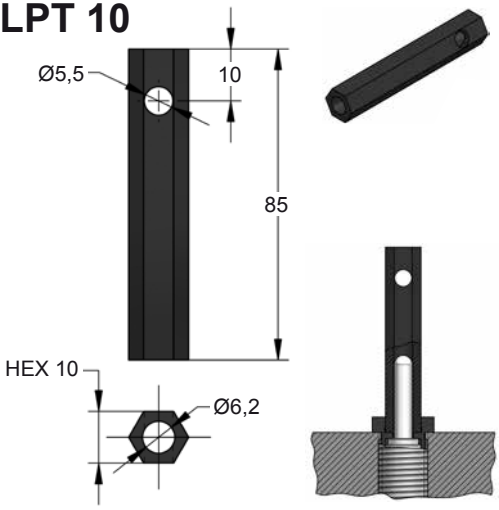







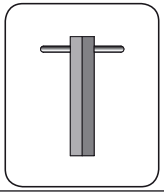

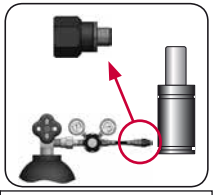

CODE		EFT 16 50 050		LPT 10	06 GA 11
ENG	ORDER	GAS SPRING	REPAIR KIT	KEY	CHARGING ADAPTER
DEU	BESTELLUNG	GASDRUCKFEDER	ERSATZTEILSATZ	MONTAGESCHLÜSSEL	LADEADAPTER
FRA	COMMANDE	RESSORT À GAZ	KIT DE RÉPARATION	CLE	RACCORD DE CHARGE
ITA	ORDINE	CILINDRO AD AZOTO	KIT DI MANUTENZIONE	CHIAVE	ADATTATORE DI CARICO
ESP	PEDIDO	RESORTE DE GAS	KIT DE REPARACION	LLAVE	ADAPTADOR DE CARGA
POR	PEDIDO	CILINDRO DE GÁS	KIT DE MANUTENÇÃO	CHAVE	ADAPTADOR DE CARGA

EFV 16

Gas Strippers

AZOL GAS

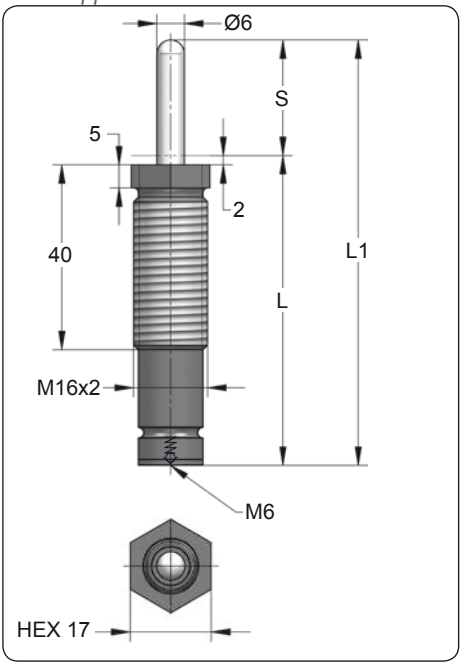

CODE	S (mm)	L1 ±0,25 (mm)	L (mm)	Kg.
EFV 16 ___ 007	7	56	49	0.06
EFV 16 ___ 010	10	62	52	0.06
EFV 16 ___ 012	12.7	67.4	54.7	0.06
EFV 16 ___ 015	15	72	57	0.07
EFV 16 ___ 025	25	92	67	0.07
EFV 16 ___ 038	38	118	80	0.08
EFV 16 ___ 050	50	142	92	0.09
EFV 16 ___ 063	63.5	172	108.5	0.10
EFV 16 ___ 080	80	205	125	0.11

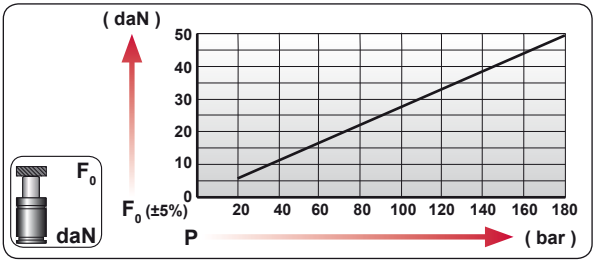

CODE	COLOR	bar	psi	F_0 daN	F_1 daN
EFV 16 13 050	Green	45	650	13	20
EFV 16 25 050	Blue	90	1305	25	40
EFV 16 38 050	Red	135	1960	38	60
EFV 16 50 050	Yellow	180	2610	50	80
EFV 16 XX 050	Black	20-180	290-2610	6 - 50	8 - 80

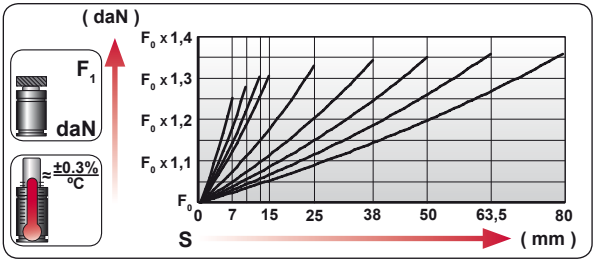

ENG	ORDER
DEU	BESTELLUNG
FRA	COMMANDE
ITA	ORDINE
ESP	PEDIDO
POR	PEDIDO



EFV 16 50 50

EFV 16 50 050

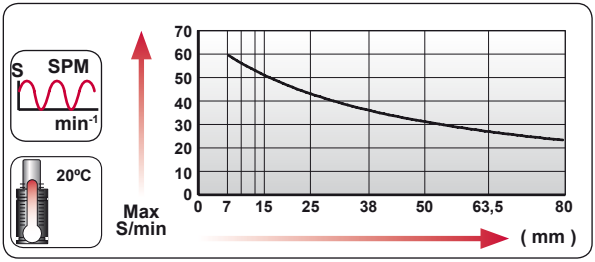



N_2	Smax < 90%	Vmax 1,6 m/s	bar psi 20 290	bar psi 180 2610	ºC ºF 0 32	ºC ºF 80 176	

AZOL GAS

EFV 16
Gas Strippers

LPV 16-17

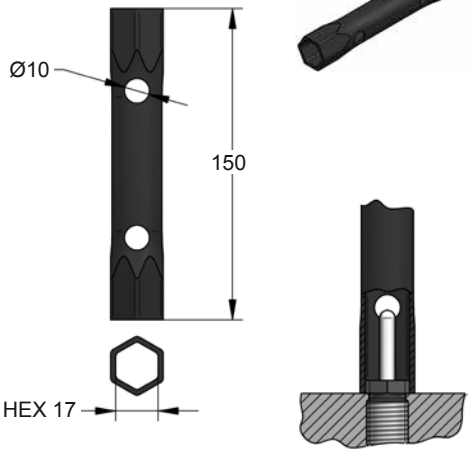







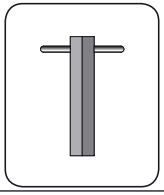

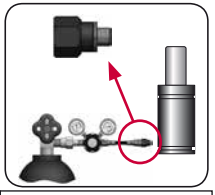

CODE		EFV 16 50 050	X	LPV 16-17	06 GA 11
ENG	ORDER	GAS SPRING	REPAIR KIT	KEY	CHARGING ADAPTER
DEU	BESTELLUNG	GASDRUCKFEDER	ERSATZTEILSATZ	MONTAGESCHLÜSSEL	LADEADAPTER
FRA	COMMANDE	RESSORT À GAZ	KIT DE RÉPARATION	CLE	RACCORD DE CHARGE
ITA	ORDINE	CILINDRO AD AZOTO	KIT DI MANUTENZIONE	CHIAVE	ADATTATORE DI CARICO
ESP	PEDIDO	RESORTE DE GAS	KIT DE REPARACION	LLAVE	ADAPTADOR DE CARGA
POR	PEDIDO	CILINDRO DE GÁS	KIT DE MANUTENÇÃO	CHAVE	ADAPTADOR DE CARGA

EFG 24

Gas Strippers

		FORD	W-DX35-6030	
MB	B8 0820 100 000 002	GM	90.25	
VW	39D 549			

AZOL GAS

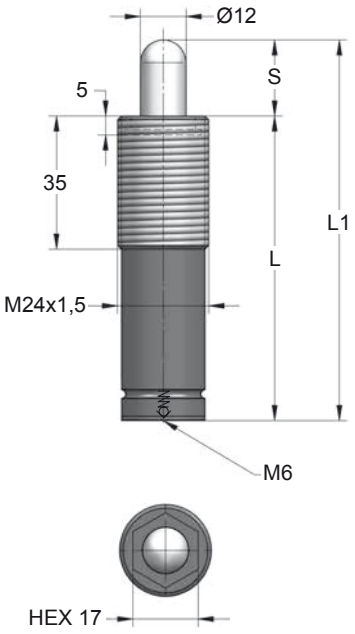

CODE	S (mm)	L1 ±0,25 (mm)	L (mm)	Kg.
EFG 24 ___ 010	10	80	70	0.19
EFG 24 ___ 020	20	100	80	0.21
EFG 24 ___ 030	30	120	90	0.23
EFG 24 ___ 040	40	140	100	0.25
EFG 24 ___ 050	50	160	110	0.27
EFG 24 ___ 060	60	180	120	0.29
EFG 24 ___ 070	70	200	130	0.31
EFG 24 ___ 080	80	220	140	0.32
EFG 24 ___ 100	100	260	160	0.36

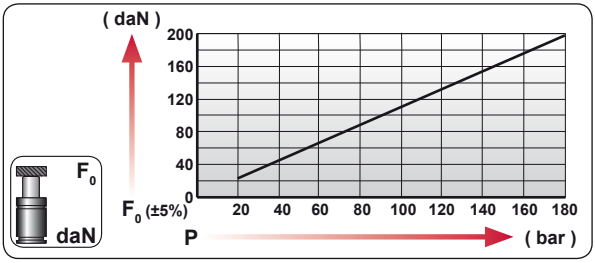

CODE	COLOR	bar	psi	F0 daN	F1 daN
EFG 24 23 050	Green	20	290	23	40
EFG 24 45 050	Blue	40	580	45	80
EFG 24 85 050	Red	75	1090	85	150
EFG 24 170 050	Yellow	150	2175	170	300
EFG 24 XXX 050	Black	20-180	290-2610	23 - 200	40 - 355

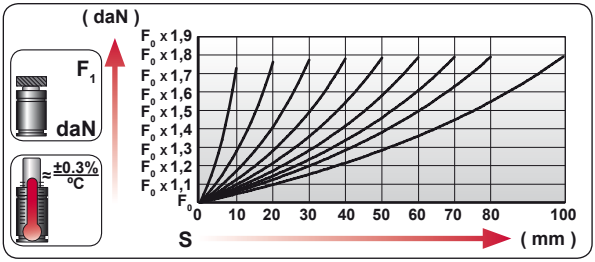

ENG	ORDER
DEU	BESTELLUNG
FRA	COMMANDE
ITA	ORDINE
ESP	PEDIDO
POR	PEDIDO

F0 daN — S mm

EFG 24 200 050

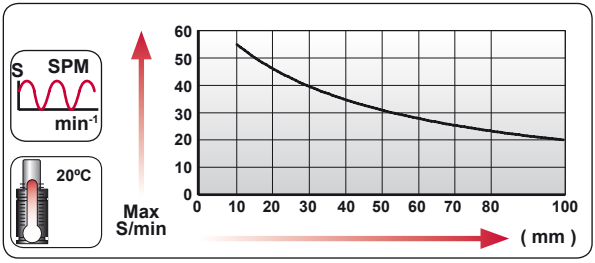



N_2	Smax < 90%	Vmax 1,6 m/s	bar psi 20 290	bar psi 180 2610	ºC ºF 0 32	ºC ºF 80 176	

AZOL GAS

EFG 24
Gas Strippers

LPT 17



E23-024

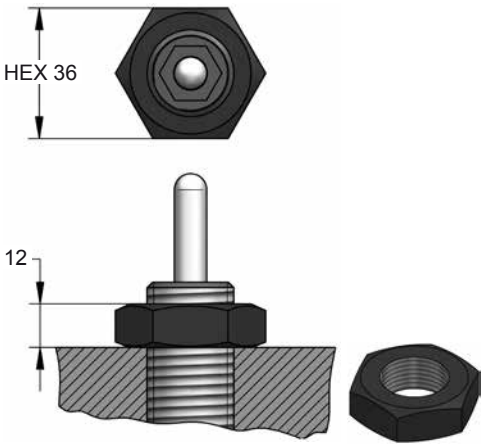







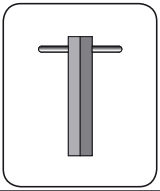

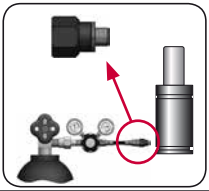

CODE		EFG 24 200 050		LPT 17	06 GA 11
ENG	ORDER	GAS SPRING	REPAIR KIT	KEY	CHARGING ADAPTER
DEU	BESTELLUNG	GASDRUCKFEDER	ERSATZTEILSATZ	MONTAGESCHLÜSSEL	LADEADAPTER
FRA	COMMANDE	RESSORT À GAZ	KIT DE RÉPARATION	CLE	RACCORD DE CHARGE
ITA	ORDINE	CILINDRO AD AZOTO	KIT DI MANUTENZIONE	CHIAVE	ADATTATORE DI CARICO
ESP	PEDIDO	RESORTE DE GAS	KIT DE REPARACION	LLAVE	ADAPTADOR DE CARGA
POR	PEDIDO	CILINDRO DE GÁS	KIT DE MANUTENÇÃO	CHAVE	ADAPTADOR DE CARGA

EFGC 24

Gas Strippers

AZOL GAS

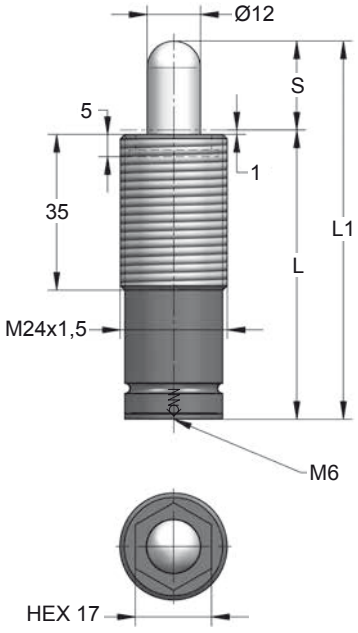

CODE	S (mm)	L1 ±0,25 (mm)	L (mm)	Kg.
EFGC 24 ___ 010	10	65	55	0.15
EFGC 24 ___ 020	20	85	65	0.17
EFGC 24 ___ 030	30	105	75	0.18
EFGC 24 ___ 040	40	125	85	0.20
EFGC 24 ___ 050	50	145	95	0.22
EFGC 24 ___ 060	60	165	105	0.24
EFGC 24 ___ 070	70	185	115	0.26
EFGC 24 ___ 080	80	205	125	0.28
EFGC 24 ___ 100	100	245	145	0.32
EFGC 24 ___ 125	125	295	170	0.36

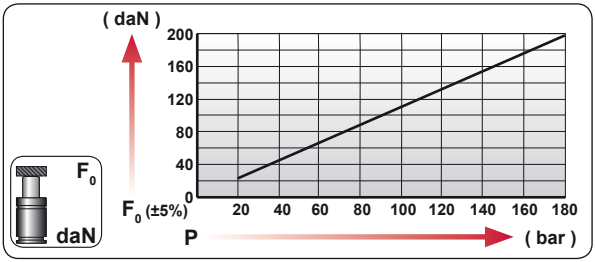

CODE	COLOR	bar	psi	F_0 daN	F_1 daN
EFGC 24 23 050	Green	20	290	23	40
EFGC 24 45 050	Blue	40	580	45	80
EFGC 24 85 050	Red	75	1090	85	150
EFGC 24 170 050	Yellow	150	2175	170	300
EFGC 24 XXX 050	Black	20-180	290-2610	23 - 200	40 - 350

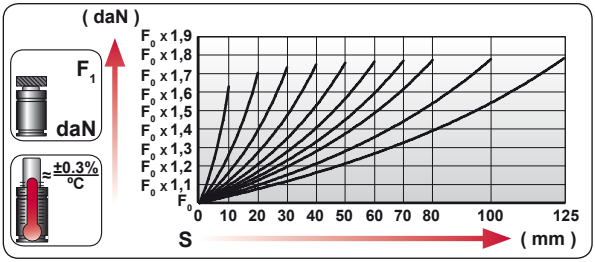

	ENG	ORDER
	DEU	BESTELLUNG
	FRA	COMMANDE
	ITA	ORDINE
	ESP	PEDIDO
	POR	PEDIDO

F_0 daN — S mm

EFGC 24 200 50

EFGC 24 200 050

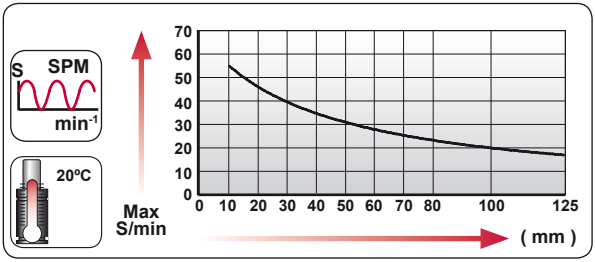



N_2	Smax < 90%	Vmax 1,6 m/s	bar psi 20 290	bar psi 180 2610	ºC ºF 0 32	ºC ºF 80 176	

AZOL GAS

EFGC 24
Gas Strippers

LPT 17



E23-024

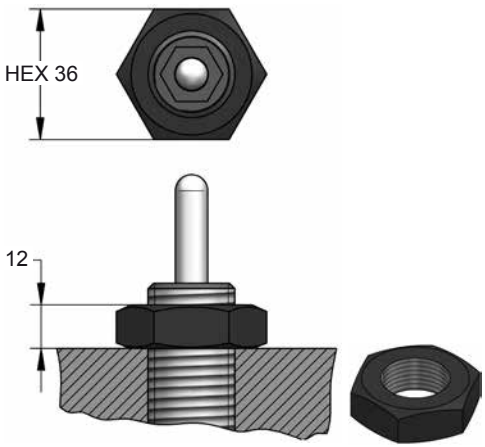







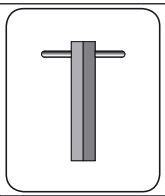

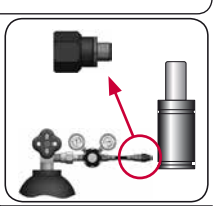

CODE		EFGC 24 200 050	X	LPT 17	06 GA 11
ENG	ORDER	GAS SPRING	REPAIR KIT	KEY	CHARGING ADAPTER
DEU	BESTELLUNG	GASDRUCKFEDER	ERSATZTEILSATZ	MONTAGESCHLÜSSEL	LADEADAPTER
FRA	COMMANDE	RESSORT À GAZ	KIT DE RÉPARATION	CLE	RACCORD DE CHARGE
ITA	ORDINE	CILINDRO AD AZOTO	KIT DI MANUTENZIONE	CHIAVE	ADATTATORE DI CARICO
ESP	PEDIDO	RESORTE DE GAS	KIT DE REPARACION	LLAVE	ADAPTADOR DE CARGA
POR	PEDIDO	CILINDRO DE GÁS	KIT DE MANUTENÇÃO	CHAVE	ADAPTADOR DE CARGA

EFGL 24

Gas Strippers

	FORD W-DX35-8018	

AZOL GAS

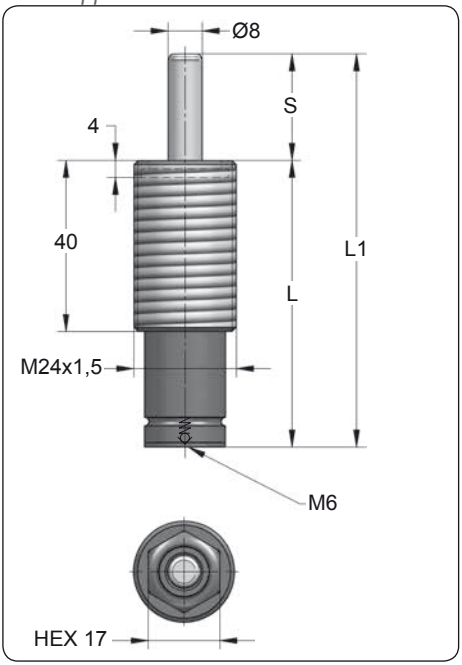

CODE	S (mm)	L1 ±0,25 (mm)	L (mm)	Kg.
EFGL 24 ___ 007	7	56	49	0.12
EFGL 24 ___ 010	10	62	52	0.12
EFGL 24 ___ 012	12.7	67.4	54.7	0.13
EFGL 24 ___ 015	15	72	57	0.13
EFGL 24 ___ 025	25	92	67	0.15
EFGL 24 ___ 038	38	118	80	0.16
EFGL 24 ___ 050	50	142	92	0.17
EFGL 24 ___ 063	63.5	172	109	0.19
EFGL 24 ___ 080	80	205	125	0.21
EFGL 24 ___ 100	100	245	145	0.23
EFGL 24 ___ 125	125	295	170	0.26

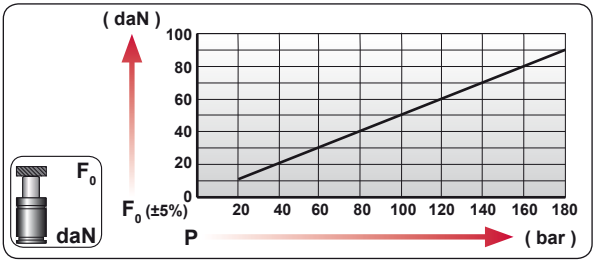

CODE	COLOR	bar	psi	F0 daN	F1 daN
EFGL 24 30 050	Green	60	870	30	40
EFGL 24 50 050	Blue	100	1450	50	65
EFGL 24 70 050	Red	140	2030	70	95
EFGL 24 90 050	Yellow	180	2610	90	120
EFGL 24 XX 050	Black	20-180	290-2610	10 - 90	13 - 120

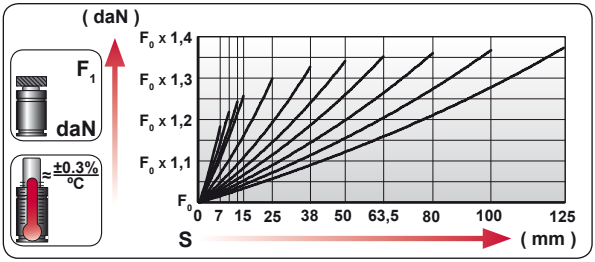

ENG	ORDER
DEU	BESTELLUNG
FRA	COMMANDE
ITA	ORDINE
ESP	PEDIDO
POR	PEDIDO

F0 daN — S mm

EFGL 24 90 50

EFGL 24 90 050

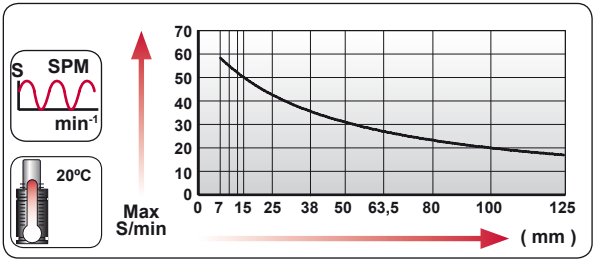



N_2	Smax < 90%	Vmax 1,6 m/s	bar psi 20 290	bar psi 180 2610	ºC ºF 0 32	ºC ºF 80 176	

AZOL GAS

EFGL 24
Gas Strippers

LPT 17



E23-024

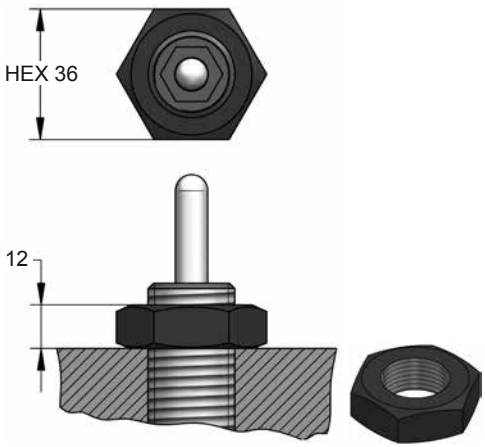







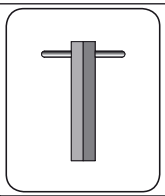

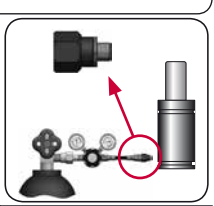

CODE		EFGL 24 90 050		LPT 17	06 GA 11
ENG	ORDER	GAS SPRING	REPAIR KIT	KEY	CHARGING ADAPTER
DEU	BESTELLUNG	GASDRUCKFEDER	ERSATZTEILSATZ	MONTAGESCHLÜSSEL	LADEADAPTER
FRA	COMMANDE	RESSORT À GAZ	KIT DE RÉPARATION	CLE	RACCORD DE CHARGE
ITA	ORDINE	CILINDRO AD AZOTO	KIT DI MANUTENZIONE	CHIAVE	ADATTATORE DI CARICO
ESP	PEDIDO	RESORTE DE GAS	KIT DE REPARACION	LLAVE	ADAPTADOR DE CARGA
POR	PEDIDO	CILINDRO DE GÁS	KIT DE MANUTENÇÃO	CHAVE	ADAPTADOR DE CARGA

EFK 24

Gas Strippers

AZOL GAS

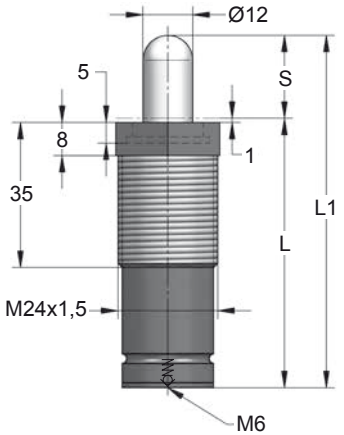

CODE	S (mm)	L1 ±0,25 (mm)	L (mm)	Kg.
EFK 24 ___ 010	10	65	55	0.15
EFK 24 ___ 016	16	77	61	0.16
EFK 24 ___ 020	20	85	65	0.17
EFK 24 ___ 025	25	95	70	0.18
EFK 24 ___ 030	30	105	75	0.19
EFK 24 ___ 038	38	121	83	0.21
EFK 24 ___ 040	40	125	85	0.21
EFK 24 ___ 050	50	145	95	0.23
EFK 24 ___ 060	60	165	105	0.25
EFK 24 ___ 070	70	185	115	0.27
EFK 24 ___ 080	80	205	125	0.28
EFK 24 ___ 100	100	245	145	0.32
EFK 24 ___ 125	125	295	170	0.37

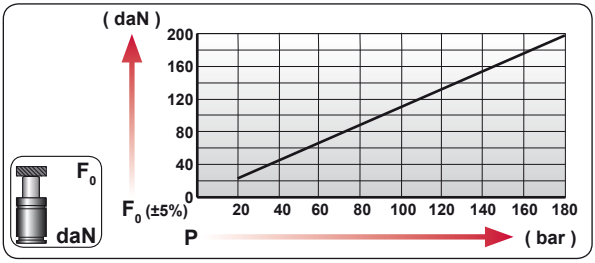

CODE	COLOR	bar	psi	F_0 daN	F_1 daN
EFK 24 23 050	Green	20	290	23	40
EFK 24 45 050	Blue	40	580	45	80
EFK 24 85 050	Red	75	1090	85	150
EFK 24 170 050	Yellow	150	2175	170	300
EFK 24 XXX 050	Black	20-180	290-2610	23 - 200	40 - 355

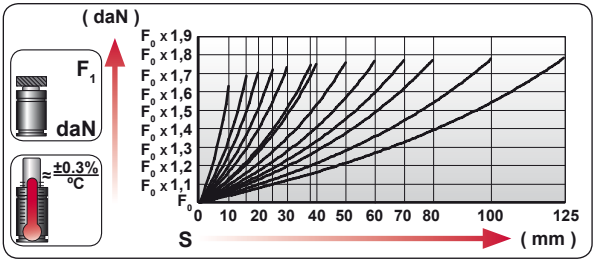

ENG	ORDER
DEU	BESTELLUNG
FRA	COMMANDE
ITA	ORDINE
ESP	PEDIDO
POR	PEDIDO

F_0 daN — S mm

EFK 24 200 050

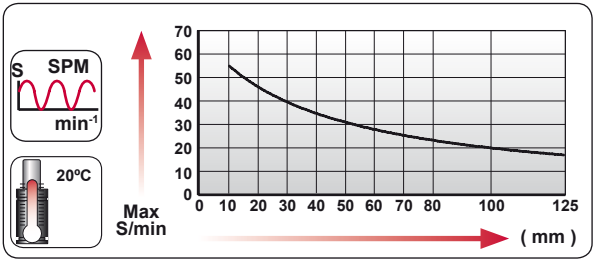



N_2	Smax < 90%	Vmax 1,6 m/s	bar psi 20 290	bar psi 180 2610	ºC ºF 0 32	ºC ºF 80 176	

AZOL GAS

EFK 24

Gas Strippers

LPT 17



LPV 25-28

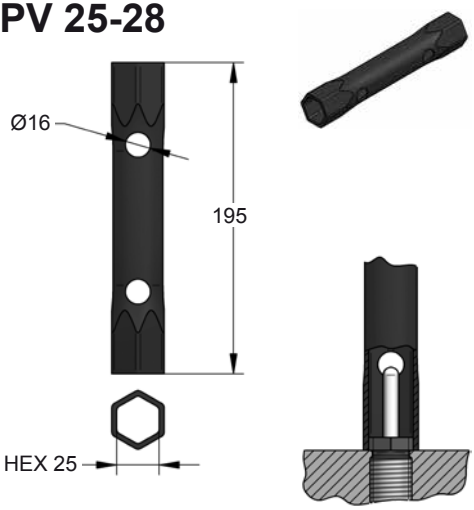







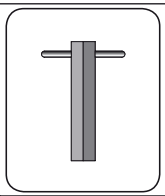

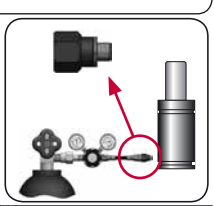

CODE		EFK 24 200 050		LPT 17	06 GA 11
ENG	ORDER	GAS SPRING	REPAIR KIT	KEY	CHARGING ADAPTER
DEU	BESTELLUNG	GASDRUCKFEDER	ERSATZTEILSATZ	MONTAGESCHLÜSSEL	LADEADAPTER
FRA	COMMANDE	RESSORT À GAZ	KIT DE RÉPARATION	CLE	RACCORD DE CHARGE
ITA	ORDINE	CILINDRO AD AZOTO	KIT DI MANUTENZIONE	CHIAVE	ADATTATORE DI CARICO
ESP	PEDIDO	RESORTE DE GAS	KIT DE REPARACION	LLAVE	ADAPTADOR DE CARGA
POR	PEDIDO	CILINDRO DE GÁS	KIT DE MANUTENÇÃO	CHAVE	ADAPTADOR DE CARGA

EFV 24

Gas Strippers

AZOL GAS

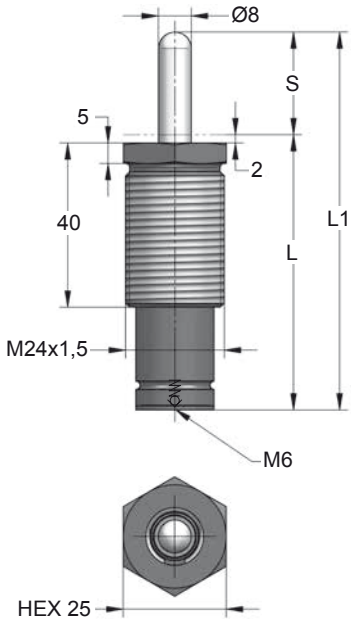

CODE	S (mm)	L1 ±0,25 (mm)	L (mm)	Kg.
EFV 24 ___ 007	7	56	49	0.10
EFV 24 ___ 010	10	62	52	0.11
EFV 24 ___ 012	12.7	67.4	54.7	0.11
EFV 24 ___ 015	15	72	57	0.12
EFV 24 ___ 025	25	92	67	0.16
EFV 24 ___ 038	38	118	80	0.15
EFV 24 ___ 050	50	142	92	0.16
EFV 24 ___ 063	63.5	172	108.5	0.19
EFV 24 ___ 080	80	205	125	0.21
EFV 24 ___ 100	100	245	145	0.27
EFV 24 ___ 125	125	295	170	0.30

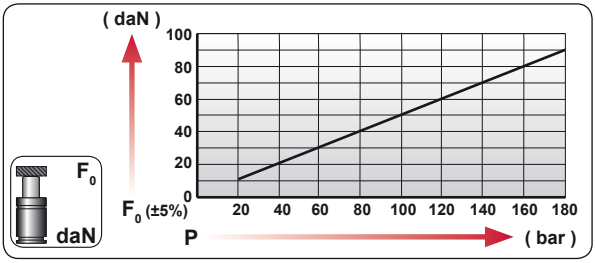

CODE	COLOR	bar	psi	F_0 daN	F_1 daN
EFV 24 30 050	Green	60	870	30	40
EFV 24 50 050	Blue	100	1450	50	65
EFV 24 70 050	Red	140	2030	70	95
EFV 24 90 050	Yellow	180	2610	90	120
EFV 24 XX 050	Black	20-180	290-2610	10 - 90	13 - 120

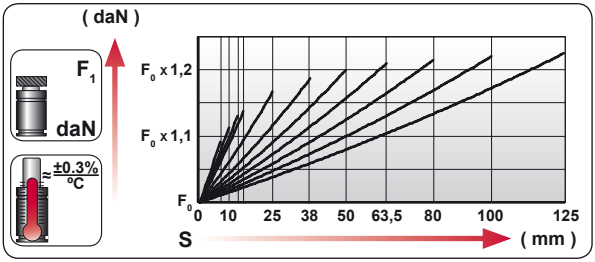

ENG	ORDER
DEU	BESTELLUNG
FRA	COMMANDE
ITA	ORDINE
ESP	PEDIDO
POR	PEDIDO

F_0 daN — S mm

EFV 24 90 50

EFV 24 90 050

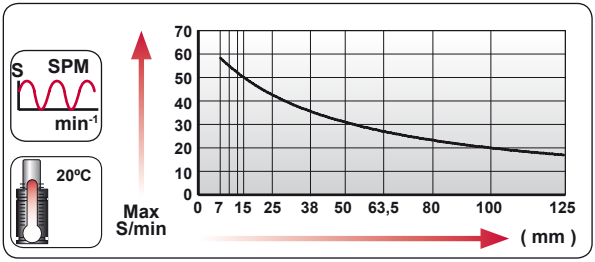



N_2	Smax < 90%	Vmax 1,6 m/s	bar psi 20 290	bar psi 180 2610	ºC ºF 0 32	ºC ºF 80 176	

AZOL GAS

EFV 24
Gas Strippers

LPV 25-28

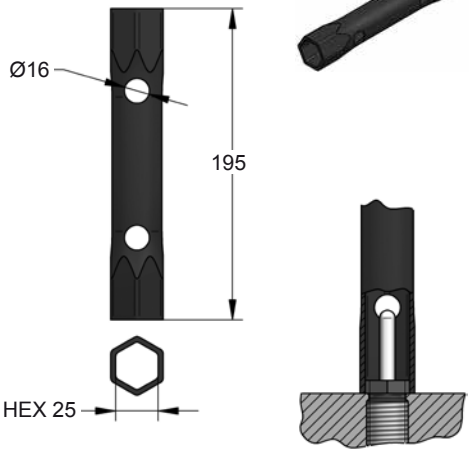







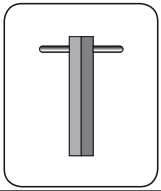

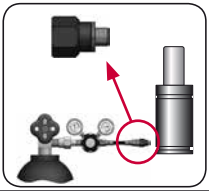

CODE		EFV 24 90 050	X	LPV 25-28	06 GA 11
ENG	ORDER	GAS SPRING	REPAIR KIT	KEY	CHARGING ADAPTER
DEU	BESTELLUNG	GASDRUCKFEDER	ERSATZTEILSATZ	MONTAGESCHLÜSSEL	LADEADAPTER
FRA	COMMANDE	RESSORT À GAZ	KIT DE RÉPARATION	CLE	RACCORD DE CHARGE
ITA	ORDINE	CILINDRO AD AZOTO	KIT DI MANUTENZIONE	CHIAVE	ADATTATORE DI CARICO
ESP	PEDIDO	RESORTE DE GAS	KIT DE REPARACION	LLAVE	ADAPTADOR DE CARGA
POR	PEDIDO	CILINDRO DE GÁS	KIT DE MANUTENÇÃO	CHAVE	ADAPTADOR DE CARGA

MBR
Spring Plungers

AZOL GAS

MBR

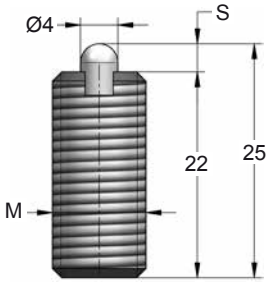





ORDER	M	S (mm)	F_0 (N)	F_1 (N)	Key
MBR 10 003	M10	3	25	70	LP 10

PHASING OUT

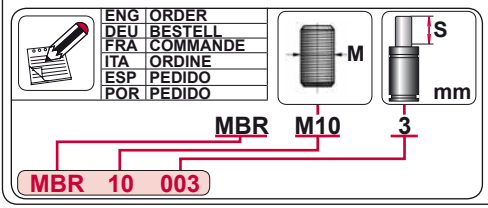

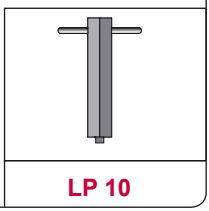

MBR

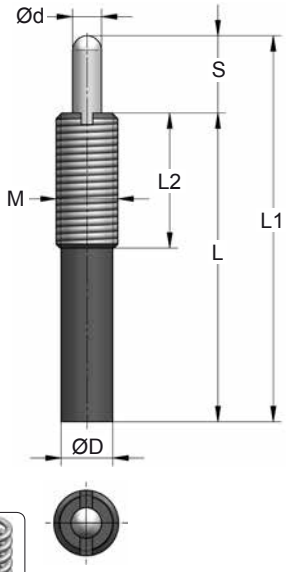



ORDER	M	S (mm)	L1 (mm)	L (mm)	L2 (mm)	ØD (mm)	Ød (mm)	F_0 (N)	F_1 (N)	Key
MBR 16 020	M16	20	100	80	35	13.4	7.5	35	174	LP 16
MBR 16 030	M16	30	150	120	35	13.4	7.5	20	80	LP 16
MBR 16 040	M16	40	190	150	35	13.4	7.5	55	158	LP 16
MBR 16 050	M16	50	250	200	35	13.4	7.5	35	105	LP 16

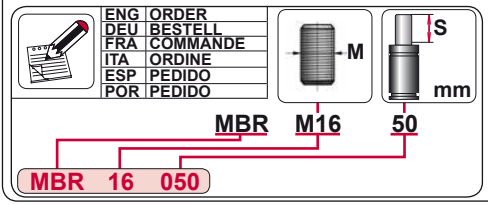

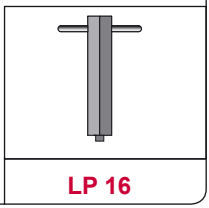

AZOL GAS

MBN / MBP

Spring Plungers

MBN

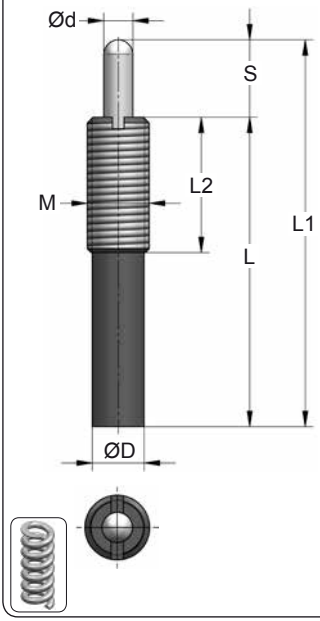

ORDER	M	S (mm)	L1 (mm)	L (mm)	L2 (mm)	ØD (mm)	Ød (mm)	F_0 (N)	F_1 (N)	Key
MBN 16 010	M16	10	90	80	35	13.4	7.3	17	75	LPS 16
MBN 16 020	M16	20	140	120	35	13.4	7.3	21	80	LPS 16
MBN 16 030	M16	30	180	150	35	13.4	7.3	21	90	LPS 16
MBN 16 040	M16	40	240	200	35	13.4	7.3	16	80	LPS 16
MBN 22 020	M22	20	150	130	50	19	9	80	215	LPS 22
MBN 22 030	M22	30	198	168	50	19	9	70	210	LPS 22
MBN 22 040	M22	40	266	226	50	19	9	75	210	LPS 22

ENG	ORDER
DEU	BESTELL
FRA	COMMANDE
ITA	ORDINE
ESP	PEDIDO
POR	PEDIDO

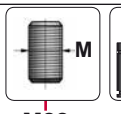

MBN M22 40

MBN 22 040

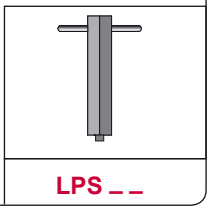

LPS _ _

MBP

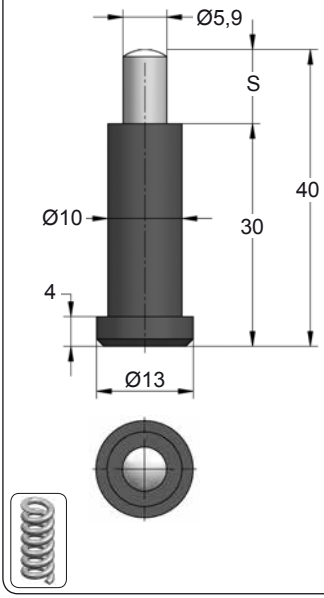

ORDER	S (mm)	F_0 (N)	F_1 (N)
MBP 10	10	42	110

ENG	ORDER
DEU	BESTELL
FRA	COMMANDE
ITA	ORDINE
ESP	PEDIDO
POR	PEDIDO

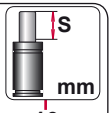

MBP 10

MBP 010

MBD
Spring Plungers

AZOL GAS

MBD

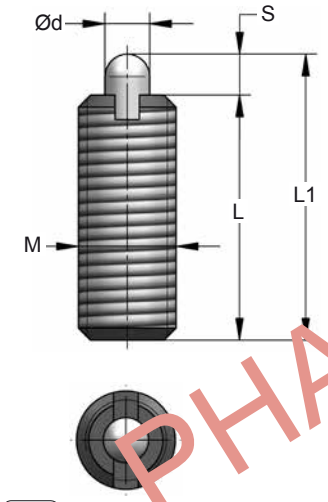

ORDER	M	S (mm)	L1 (mm)	L (mm)	Ød (mm)	F_0 (N)	F_1 (N)	Key
MBD 3 001	M3	1.5	11.5	10	1	0.5	3	-
MBD 4 002	M4	2	14	12	1.6	2	10	-
MBD 5 003	M5	3	23	20	2	4	20	LP 5
MBD 6 003	M6	3	28	25	2.5	3	30	LP 6
MBD 8 003	M8	3	35	25	3.1	8	30	LP 8
MBD 10 005	M10	5	35	30	3.8	10	50	LP 10
MBD 12 005	M12	5	35	30	5.5	10	50	LP 12

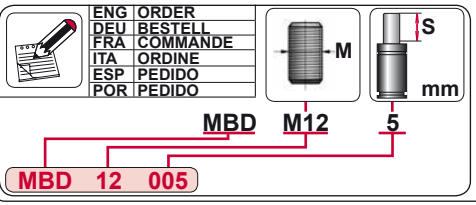

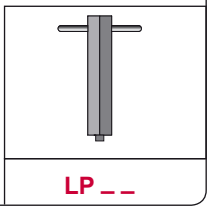

MBD

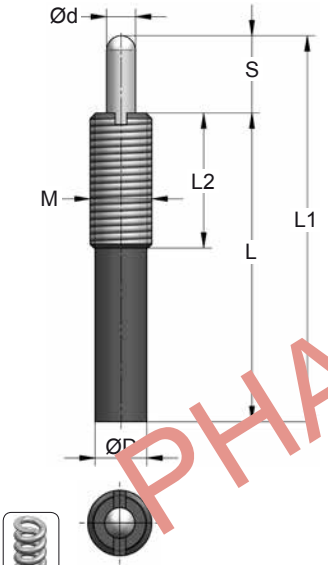

ORDER	M	S (mm)	L1 (mm)	L (mm)	L2 (mm)	ØD (mm)	Ød (mm)	F_0 (N)	F_1 (N)	Key
MBD 12 010	M12	10	53	43	35	10	5.5	7	40	LP 12
MBD 16 010	M16	10	60	50	35	13.4	8	20	100	LP 16
MBD 16 010/1	M16	10	70	60	35	13.4	8	27	80	LP 16
MBD 16 015	M16	15	75	60	35	13.4	8	15	80	LP 16
MBD 16 020	M16	20	105	85	35	13.4	8	17	80	LP 16
MBD 16 030	M16	30	155	125	35	13.4	8	20	80	LP 16
MBD 16 050	M16	50	205	155	35	13.4	8	30	100	LP 16
MBD 24 015	M24	15	75	60	45	21.5	10	40	200	LP 24
MBD 30 020	M30	20	90	70	45	26	15	50	300	LP 30

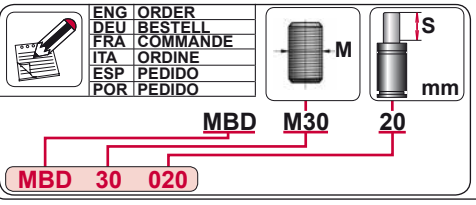

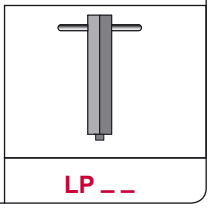

PHASING OUT
PHASING OUT

AZOL GAS

MBL
Spring Plungers

MBL

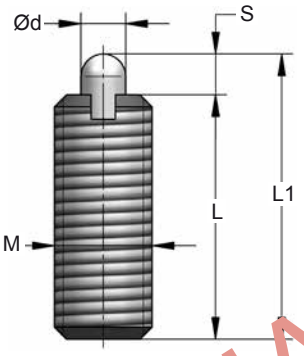

ORDER	M	S (mm)	L1 (mm)	L (mm)	Ød (mm)	F_0 (N)	F_1 (N)	Key
MBL 5 003	M5	3	23	20	2	2	10	LP 5
MBL 6 003	M6	3	28	25	2.5	3	10	LP 6
MBL 8 003	M8	3	28	25	3.1	3	10	LP 8
MBL 10 005	M10	5	35	30	4.8	5	15	LP 10
MBL 12 005	M12	5	35	30	5.5	2	10	LP 12





ENG	ORDER
DEU	BESTELL
FRA	COMMANDE
ITA	ORDINE
ESP	PEDIDO
POR	PEDIDO

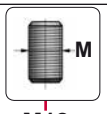

MBL M12 5

MBL 12 005

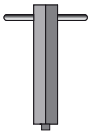

LP _ _

PHASING OUT

MBL

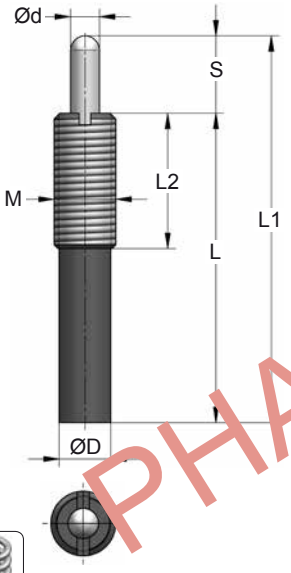

ORDER	M	S (mm)	L1 (mm)	L (mm)	L2 (mm)	ØD (mm)	Ød (mm)	F_0 (N)	F_1 (N)	Key
MBL 12 010	M12	10	53	43	35	10	6.5	4	20	LP 12
MBL 16 010	M16	10	60	50	35	13.4	8	10	50	LP 16
MBL 16 010/1	M16	10	70	60	35	13.4	8	13	40	LP 16
MBL 16 015	M16	15	75	60	35	13.4	8	10	40	LP 16
MBL 16 020	M16	20	80	60	35	13.4	8	13	40	LP 16
MBL 16 030	M16	30	155	125	35	13.4	8	18	40	LP 16
MBL 16 050	M16	50	205	155	35	13.4	8	20	50	LP 16
MBL 24 015	M24	15	75	60	45	21.5	10	20	100	LP 24
MBL 30 020	M30	20	90	70	45	26	15	30	150	LP 30



ENG	ORDER
DEU	BESTELL
FRA	COMMANDE
ITA	ORDINE
ESP	PEDIDO
POR	PEDIDO

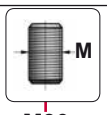

MBL M30 20

MBL 30 020

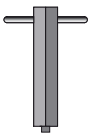

LP _ _

PHASING OUT

MBSD / MBSL

Spring Plungers

AZOL GAS

MBSD

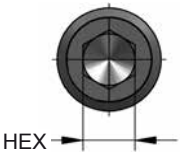

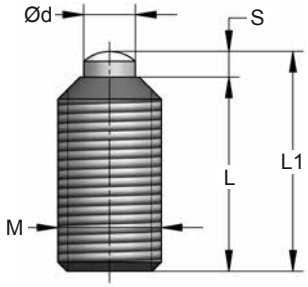



ORDER	M	S (mm)	L1 (mm)	L (mm)	Ød (mm)	HEX (mm)	F_0 (N)	F_1 (N)	Allen Key
MBSD 5 001	M5	1.5	13.5	12	2.5	2.5	5	15	2.5
MBSD 6 001	M6	1.5	14.5	13	3	3	6	20	3
MBSD 8 002	M8	2	17	15	4	4	6	20	4
MBSD 10 002	M10	2.5	18.5	16	5	5	10	30	5
MBSD 12 003	M12	3.5	23.5	20	6	6	10	30	6
MBSD 16 004	M16	4.5	26.5	22	8	8	20	60	8



ENG	ORDER
DEU	BESTELL
FRA	COMMANDE
ITA	ORDINE
ESP	PEDIDO
POR	PEDIDO

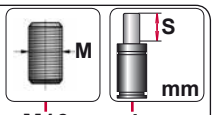

MBSD M16 4

MBSD 16 004

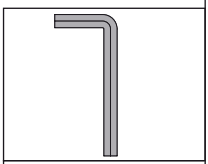

ALLEN _ _

MBSL

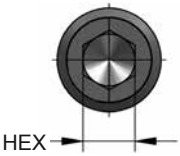

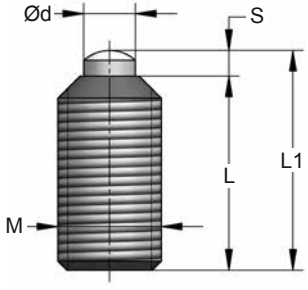



ORDER	M	S (mm)	L1 (mm)	L (mm)	Ød (mm)	HEX (mm)	F_0 (N)	F_1 (N)	Allen Key
MBSL 5 001	M5	1.5	13.5	12	2.5	2.5	2	8	2.5
MBSL 6 001	M6	1.5	14.5	13	3	3	3	10	3
MBSL 8 002	M8	2	17	15	4	4	3	10	4
MBSL 10 002	M10	2.5	18.5	16	5	5	5	15	5
MBSL 12 003	M12	3.5	23.5	20	6	6	5	15	6
MBSL 16 004	M16	4.5	26.5	22	8	8	10	30	8



ENG	ORDER
DEU	BESTELL
FRA	COMMANDE
ITA	ORDINE
ESP	PEDIDO
POR	PEDIDO

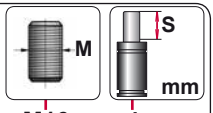

MBSL M16 4

MBSL 16 004

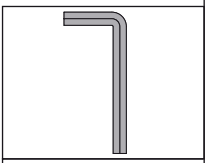

ALLEN _ _

AZOL GAS

MBT / MBTH

Spring Plungers

MBT

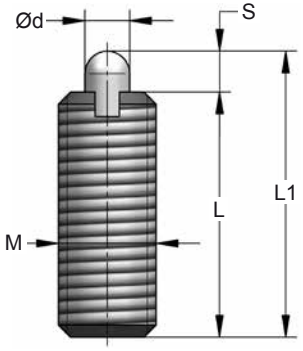





ORDER	M	S (mm)	L1 (mm)	L (mm)	Ød (mm)	F_0 (N)	F_1 (N)	Key
MBT 3 001	M3	1	13	12	1	2	4	LPD 3
MBT 4 001	M4	1.5	16.5	15	1.5	4.5	16	LPD 4
MBT 5 002	M5	2.3	20.3	18	2.4	6	19	LPD 5
MBT 6 002	M6	2.5	22.5	20	2.7	6	19	LPD 6
MBT 8 003	M8	3	25	22	3.5	10	39	LPD 8
MBT 10 003	M10	3	25	22	4	10	39	LPD 10
MBT 12 004	M12	4	32	28	6	12	53	LPD 12
MBT 16 005	M16	5	37	32	7.5	45	100	LPD 16
MBT 20 007	M20	7	47	40	10	52	125	LPD 20
MBT 24 010	M24	10	62	52	12	70	170	LPS 24

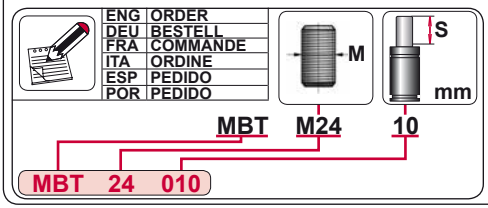

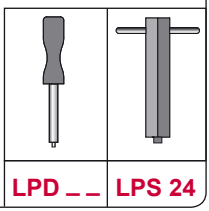

MBTH

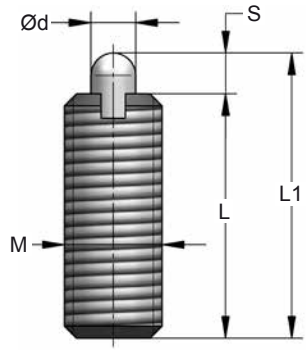





ORDER	M	S (mm)	L1 (mm)	L (mm)	Ød (mm)	F_0 (N)	F_1 (N)	Key
MBTH 5 002	M5	2.3	20.3	18	2.4	11	40	LPD 5
MBTH 6 002	M6	2.5	22.5	20	2.7	15	43	LPD 6
MBTH 8 003	M8	3	25	22	3.5	20	75	LPD 8
MBTH 10 003	M10	3	25	22	4	20	75	LPD 10
MBTH 12 004	M12	4	32	28	6	45	120	LPD 12
MBTH 16 005	M16	5	37	32	7.5	64	160	LPD 16
MBTH 20 007	M20	7	47	40	10	75	195	LPD 20
MBTH 24 010	M24	10	62	52	12	75	245	LPS 24

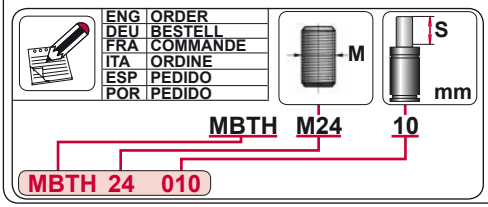

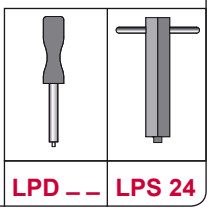

MBZ / MBX

Spring Plungers

AZOL GAS

MBZ

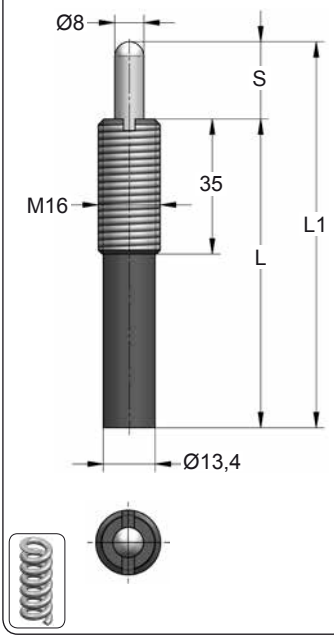

ORDER	S (mm)	L1 (mm)	L (mm)	F_0 (N)	F_1 (N)	Key
MBZ 16 020	20	100	80	24	186	LP 16
MBZ 16 030	30	110	80	4	47	LP 16
MBZ 16 040	40	190	150	59	177	LP 16
MBZ 16 050	50	200	150	13	47	LP 16
MBZ 16 060	60	210	150	11	45	LP 16
MBZ 16 070	70	270	200	5	40	LP 16
MBZ 16 080	80	280	200	2	38	LP 16

ENG	ORDER
DEU	BESTELL
FRA	COMMANDE
ITA	ORDINE
ESP	PEDIDO
POR	PEDIDO

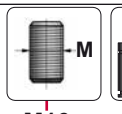

MBZ M16 80

MBZ 16 080

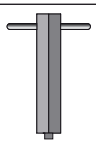

LP 16

MBX

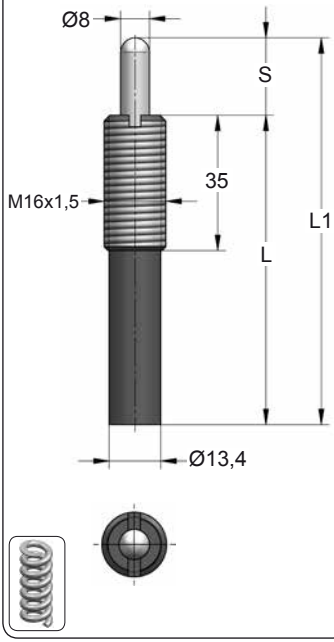

ORDER	S (mm)	L1 (mm)	L (mm)	F_0 (N)	F_1 (N)	Key
MBX 16 020	20	100	80	24	186	LP 16
MBX 16 030	30	110	80	4	47	LP 16
MBX 16 040	40	190	150	59	177	LP 16
MBX 16 050	50	200	150	13	47	LP 16
MBX 16 060	60	210	150	11	45	LP 16
MBX 16 070	70	270	200	5	40	LP 16
MBX 16 080	80	280	200	2	38	LP 16

ENG	ORDER
DEU	BESTELL
FRA	COMMANDE
ITA	ORDINE
ESP	PEDIDO
POR	PEDIDO

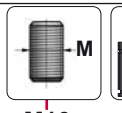

MBX M16 80

MBX 16 080

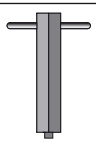

LP 16

AZOL GAS

MBHR / MBFP

Spring Plungers

MBHR

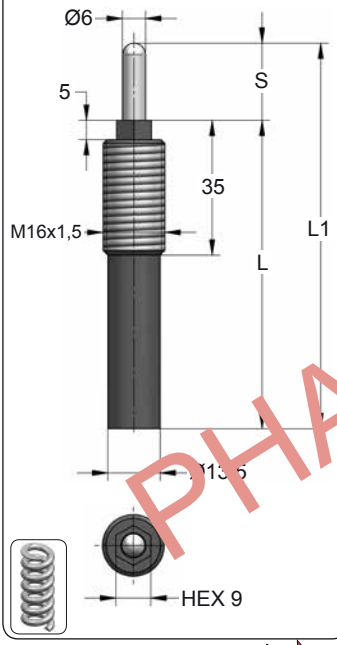

ORDER	S (mm)	L1 (mm)	L (mm)	F_0 (N)	F_1 (N)	Key
MBHR 16 020	20	100	80	24	186	LPV 8-9
MBHR 16 050	50	200	150	13	47	LPV 8-9

PHASING OUT

ENG	ORDER
DEU	BESTELL
FRA	COMMANDE
ITA	ORDINE
ESP	PEDIDO
POR	PEDIDO

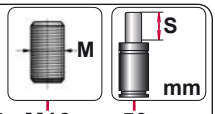

MBHR M16 50

MBHR 16 050

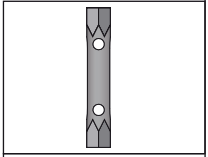

LPV 8-9

MBFP

New!

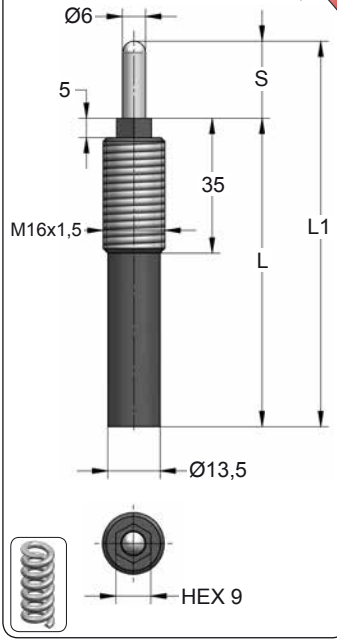

ORDER	S (mm)	L1 (mm)	L (mm)	F_0 (N)	F_1 (N)	Key
MBFP 16 020	20	100	80	24	186	LPV 8-9

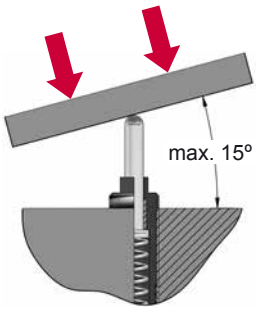

ENG	ORDER
DEU	BESTELL
FRA	COMMANDE
ITA	ORDINE
ESP	PEDIDO
POR	PEDIDO

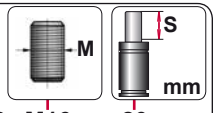

MBFP M16 20

MBFP 16 020

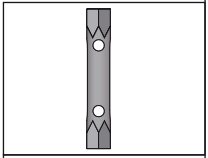

LPV 8-9

MBHX / MBHY

Spring Plungers

AZOL GAS

MBHX

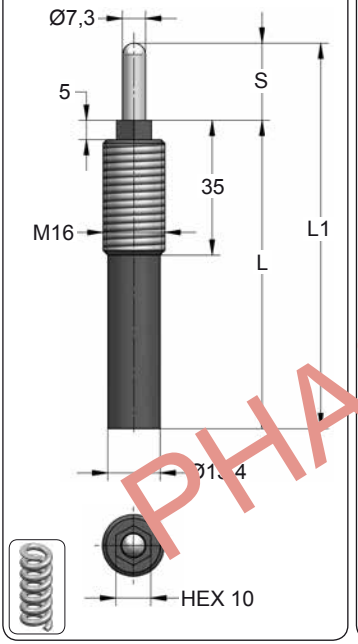

ORDER	S (mm)	L1 (mm)	L (mm)	F_0 (N)	F_1 (N)	Key
MBHX 16 010	10	70	60	4	13.3	LPV 10-11
MBHX 16 015	15	75	60	10	40	LPV 10-11
MBHX 16 020	20	100	80	7	34.5	LPV 10-11
MBHX 16 030	30	110	80	6.[illegible]	45.5	LPV 10-11
MBHX 16 030/1	30	150	[illegible]0	18	40	LPV 10-11
MBHX 16 040	40	190	150	[illegible].2	37.2	LPV 10-11
MBHX 16 050	50	200	150	13.2	43.2	LPV 10-11
MBHX 16 060	[illegible]0	210	[illegible]50	13.2	49.2	LPV 10-11
MBHX 16 070	70	270	200	9.7	40.5	LPV 10-11
MBHX 16 080	[illegible]0	280	200	9.7	44.8	LPV 10-11

ENG	ORDER
DEU	BESTELL
FRA	COMMANDE
ITA	ORDINE
ESP	PEDIDO
POR	PEDIDO

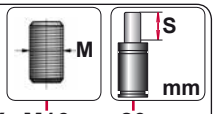

MBHX M16 80

MBHX 16 080

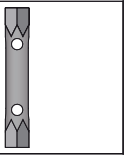

LPV 10-11

MBHY

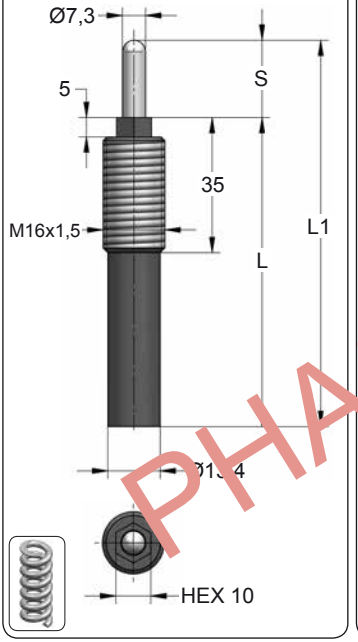

ORDER	S (mm)	L1 (mm)	L (mm)	F_0 (N)	F_1 (N)	Key
MBHY 16 010	10	70	60	4	13.3	LPV 10-11
MBHY 16 015	15	75	60	10	40	LPV 10-11
MBHY 16 020	20	100	80	7	34.5	LPV 10-11
MBHY 16 030	30	110	80	6.[illegible]	45.5	LPV 10-11
MBHY 16 030/1	30	150	[illegible]0	18	40	LPV 10-11
MBHY 16 040	40	190	150	[illegible].2	37.2	LPV 10-11
MBHY 16 050	50	200	150	13.2	43.2	LPV 10-11
MBHY 16 060	[illegible]0	210	[illegible]50	13.2	49.2	LPV 10-11
MBHY 16 070	70	270	200	9.7	40.5	LPV 10-11
MBHY 16 080	[illegible]0	280	200	9.7	44.8	LPV 10-11

ENG	ORDER
DEU	BESTELL
FRA	COMMANDE
ITA	ORDINE
ESP	PEDIDO
POR	PEDIDO

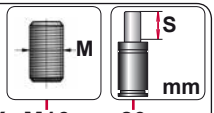

MBHY M16 80

MBHY 16 080

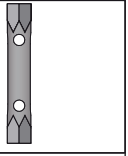

LPV 10-11

PHASING OUT
PHASING OUT

AZOL GAS

MBHZ / MBHW

Spring Plungers

MBHZ

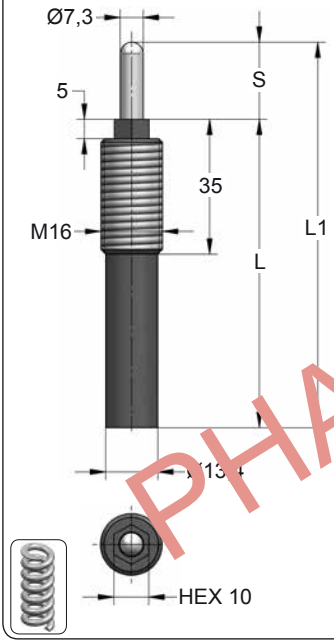

ORDER	S (mm)	L1 (mm)	L (mm)	F_0 (N)	F_1 (N)	Key
MBHZ 16 010	10	70	60	13	45.5	LPV 10-11
MBHZ 16 015	15	75	60	15	56	LPV 10-11
MBHZ 16 020	20	100	80	3[illegible]5	72.5	LPV 10-11
MBHZ 16 030	30	110	80	20	[illegible]	LPV 10-11
MBHZ 16 030/1	30	150	[illegible]	56.1	132.2	LPV 10-11
MBHZ 16 030/2	30	150	120	[illegible]	80	LPV 10-11
MBHZ 16 030/3	30	180	150	56.1	132.2	LPV 10-11
MBHZ 16 040	4[illegible]	190	[illegible]	56.1	158.1	LPV 10-11
MBHZ 16 050	[illegible]0	[illegible]00	150	19.3	100	LPV 10-11
MBHZ 16 050/1	[illegible]0	[illegible]50	200	19.3	100	LPV 10-11
MBHZ 16 0[illegible]	60	210	150	19.3	116	LPV 10-11
MBHZ 16 060/1	[illegible]0	260	200	19.3	116	LPV 10-11
MBHZ 16 [illegible]70	70	270	200	19.3	132	LPV 10-11
MBHZ 16 080	80	280	200	25	100	LPV 10-11

ENG	ORDER
DEU	BESTELL
FRA	COMMANDE
ITA	ORDINE
ESP	PEDIDO
POR	PEDIDO

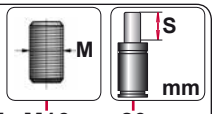

MBHZ M16 80

MBHZ 16 080



LPV 10-11

MBHW

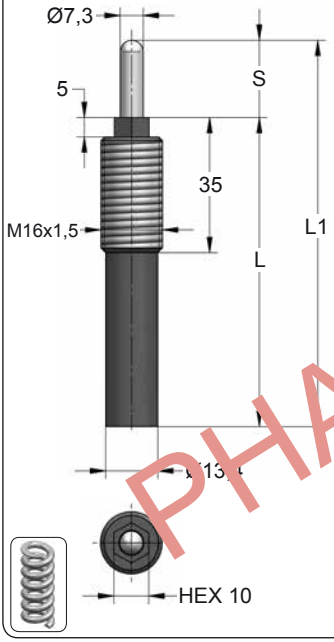

ORDER	S (mm)	L1 (mm)	L (mm)	F_0 (N)	F_1 (N)	Key
MBHW 16 010	10	70	60	13	45.5	LPV 10-11
MBHW 16 015	15	75	60	15	56	LPV 10-11
MBHW 16 020	20	100	80	3[illegible]5	72.5	LPV 10-11
MBHW 16 030	30	110	80	20	[illegible]	LPV 10-11
MBHW 16 030/1	30	150	[illegible]	56.1	132.2	LPV 10-11
MBHW 16 030/2	30	150	120	[illegible]	80	LPV 10-11
MBHW 16 030/3	30	180	150	56.1	132.2	LPV 10-11
MBHW 16 040	4[illegible]	190	[illegible]	56.1	158.1	LPV 10-11
MBHW 16 050	[illegible]0	[illegible]00	150	19.3	100	LPV 10-11
MBHW 16 050/1	[illegible]0	[illegible]50	200	19.3	100	LPV 10-11
MBHW 16 0[illegible]	60	210	150	19.3	116	LPV 10-11
MBHW 16 060/1	[illegible]0	260	200	19.3	116	LPV 10-11
MBHW 16 [illegible]70	70	270	200	19.3	132	LPV 10-11
MBHW 16 080	80	280	200	25	100	LPV 10-11

ENG	ORDER
DEU	BESTELL
FRA	COMMANDE
ITA	ORDINE
ESP	PEDIDO
POR	PEDIDO

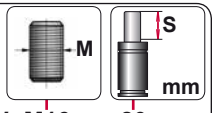

MBHW M16 80

MBHW 16 080



LPV 10-11

PHASING OUT
PHASING OUT

MBHC / MBHF

Spring Plungers

AZOL GAS

MBHC

New!

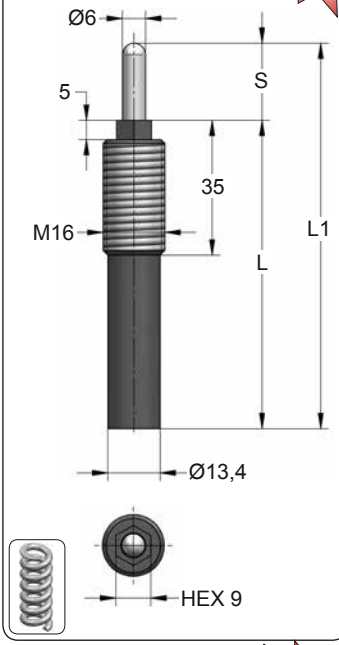

ORDER	S (mm)	L1 (mm)	L (mm)	F_0 (N)	F_1 (N)	Key
MBHC 16 010	10	70	60	4	13.3	LPV 8-9
MBHC 16 015	15	75	60	10	40	LPV 8-9
MBHC 16 020	20	100	80	7	34.5	LPV 8-9
MBHC 16 030	30	110	80	6.5	45.5	LPV 8-9
MBHC 16 030/1	30	150	120	18	40	LPV 8-9
MBHC 16 040	40	190	150	13.2	37.2	LPV 8-9
MBHC 16 050	50	200	150	13.2	43.2	LPV 8-9
MBHC 16 060	60	210	150	13.2	49.2	LPV 8-9
MBHC 16 070	70	270	200	9.7	40.5	LPV 8-9
MBHC 16 080	80	280	200	9.7	44.8	LPV 8-9

ENG	ORDER
DEU	BESTELL
FRA	COMMANDE
ITA	ORDINE
ESP	PEDIDO
POR	PEDIDO

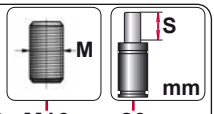

MBHC M16 80

MBHC 16 080

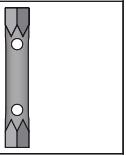

LPV 8-9

MBHF

New!

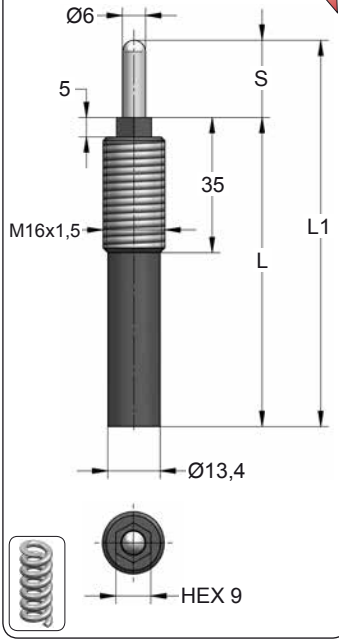

ORDER	S (mm)	L1 (mm)	L (mm)	F_0 (N)	F_1 (N)	Key
MBHF 16 010	10	70	60	4	13.3	LPV 8-9
MBHF 16 015	15	75	60	10	40	LPV 8-9
MBHF 16 020	20	100	80	7	34.5	LPV 8-9
MBHF 16 030	30	110	80	6.5	45.5	LPV 8-9
MBHF 16 030/1	30	150	120	18	40	LPV 8-9
MBHF 16 040	40	190	150	13.2	37.2	LPV 8-9
MBHF 16 050	50	200	150	13.2	43.2	LPV 8-9
MBHF 16 060	60	210	150	13.2	49.2	LPV 8-9
MBHF 16 070	70	270	200	9.7	40.5	LPV 8-9
MBHF 16 080	80	280	200	9.7	44.8	LPV 8-9

ENG	ORDER
DEU	BESTELL
FRA	COMMANDE
ITA	ORDINE
ESP	PEDIDO
POR	PEDIDO

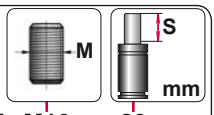

MBHF M16 80

MBHF 16 080

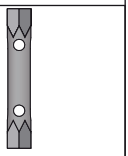

LPV 8-9

AZOL GAS

MBHG / MBHS

Spring Plungers

MBHG

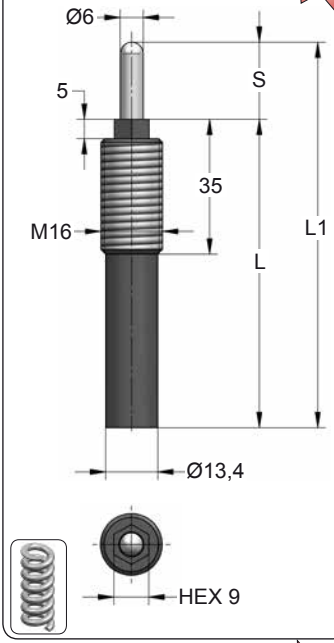

ORDER	S (mm)	L1 (mm)	L (mm)	F_0 (N)	F_1 (N)	Key
MBHG 16 010	10	70	60	13	45.5	LPV 8-9
MBHG 16 015	15	75	60	15	56	LPV 8-9
MBHG 16 020	20	100	80	34.5	172.5	LPV 8-9
MBHG 16 030	30	150	120	20	80	LPV 8-9
MBHG 16 030/1	30	180	150	56.1	132.2	LPV 8-9
MBHG 16 040	40	190	150	56.1	158.1	LPV 8-9
MBHG 16 050	50	250	200	19.3	100	LPV 8-9
MBHG 16 060	60	260	200	19.3	116	LPV 8-9
MBHG 16 070	70	270	200	19.3	132	LPV 8-9
MBHG 16 080	80	280	200	25	100	LPV 8-9

ENG	ORDER
DEU	BESTELL
FRA	COMMANDE
ITA	ORDINE
ESP	PEDIDO
POR	PEDIDO

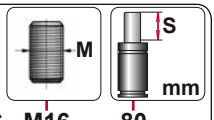

MBHG M16 80

MBHG 16 080

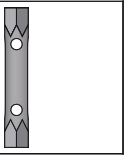

LPV 8-9

MBHS

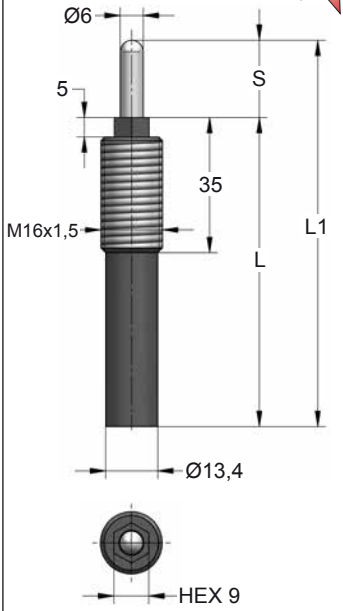

ORDER	S (mm)	L1 (mm)	L (mm)	F_0 (N)	F_1 (N)	Key
MBHS 16 010	10	70	60	13	45.5	LPV 8-9
MBHS 16 015	15	75	60	15	56	LPV 8-9
MBHS 16 020	20	100	80	34.5	172.5	LPV 8-9
MBHS 16 030	30	150	120	20	80	LPV 8-9
MBHS 16 030/1	30	180	150	56.1	132.2	LPV 8-9
MBHS 16 040	40	190	150	56.1	158.1	LPV 8-9
MBHS 16 050	50	250	200	19.3	100	LPV 8-9
MBHS 16 060	60	260	200	19.3	116	LPV 8-9
MBHS 16 070	70	270	200	19.3	132	LPV 8-9
MBHS 16 080	80	280	200	25	100	LPV 8-9

ENG	ORDER
DEU	BESTELL
FRA	COMMANDE
ITA	ORDINE
ESP	PEDIDO
POR	PEDIDO

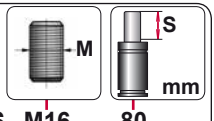

MBHS M16 80

MBHS 16 080

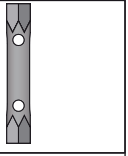

LPV 8-9

MBJS / MBJX

Spring Plungers

AZOL GAS

MBJS

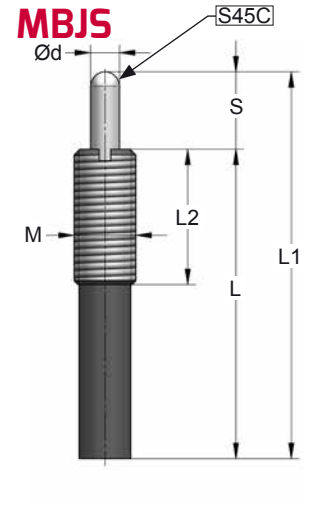

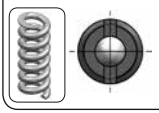

ORDER	M	S (mm)	L1 (mm)	L (mm)	L2 (mm)	Ød (mm)	F_0 (N)	F_1 (N)	Key
MBJS 3 001	M3	1.5	11.5	10	10	1.1	0.05	0.32	---
MBJS 3 003	M3	3	18	15	15	1.1	0.09	0.32	---
MBJS 4 002	M4	2	17	15	15	1.6	0.23	0.65	---
MBJS 4 004	M4	4	28	24	24	1.6	0.24	0.65	---
MBJS 5 003	M5	3	23	20	20	2	0.74	2.95	LPJ 1
MBJS 5 005	M5	5	32	27	27	2	0.72	2.95	LPJ 1
MBJS 6 003	M6	3	28	25	25	2.5	0.85	3.2	LPJ 1
MBJS 6 005	M6	5	35	30	30	2.5	0.85	3.2	LPJ 1
MBJS 8 003	M8	3	28	25	25	3.1	0.9	3.3	LPJ 2
MBJS 8 005	M8	5	32	27	27	3.1	0.9	3.3	LPJ 2
MBJS 10 005	M10	5	35	30	30	3.8	1.9	4.7	LPJ 2
MBJS 10 010	M10	10	53	43	30	3.8	1.7	4.7	LPJ 2
MBJS 12 005	M12	5	35	30	30	5.5	1.5	4.7	LPJ 3
MBJS 12 010	M12	10	53	43	35	5.5	1.3	5.9	LPJ 3
MBJS 12 015	M12	15	66	51	35	5.5	1.6	5.9	LPJ 3
MBJS 16 010	M16	10	70	60	35	8	1.7	12.8	LPJ 4
MBJS 16 015	M16	15	75	60	35	8	1.7	12.8	LPJ 4
MBJS 16 020	M16	20	105	85	35	8	1.7	12.8	LPJ 4

MBJX

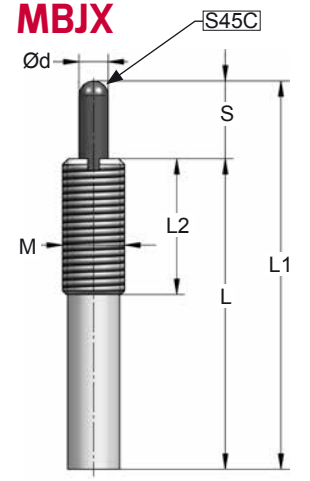





ORDER	M	S (mm)	L1 (mm)	L (mm)	L2 (mm)	Ød (mm)	F_0 (N)	F_1 (N)	Key
MBJX 3 001	M3	1.5	16.5	15	15	1.1	2	5	---
MBJX 3 003	M3	3	23	20	20	1.1	2	5	---
MBJX 4 002	M4	2	26	24	24	1.6	5	13	---
MBJX 4 004	M4	4	28	24	24	1.6	5	13	---
MBJX 5 003	M5	3	30	27	27	2	9	25	LPJ 1
MBJX 5 005	M5	5	44	39	39	2	9	25	LPJ 1
MBJX 6 003	M6	3	33	30	30	2.5	14	39	LPJ 1
MBJX 6 005	M6	5	41	36	36	2.5	14	39	LPJ 1
MBJX 8 003	M8	3	30	27	27	3.1	15	41	LPJ 2
MBJX 8 005	M8	5	40	35	30	3.1	15	41	LPJ 2
MBJX 10 005	M10	5	40	35	30	3.8	16	63	LPJ 2
MBJX 10 010	M10	10	63	53	30	3.8	13	63	LPJ 2
MBJX 12 005	M12	5	48	43	35	5.5	37	98	LPJ 3
MBJX 12 010	M12	10	68	58	35	5.5	15	98	LPJ 3
MBJX 12 015	M12	15	93	78	35	5.5	15	98	LPJ 3
MBJX 16 010	M16	10	70	60	35	8	24	147	LPJ 4
MBJX 16 015	M16	15	85	70	35	8	22	147	LPJ 4
MBJX 16 020	M16	20	110	90	35	8	13	147	LPJ 4
MBJX 16 030	M16	30	155	125	35	8	20	147	LPJ 4
MBJX 20 015	M20	15	95	80	45	10	13	250	LPJ 5
MBJX 24 015	M24	15	99	84	45	10	25	314	LPJ 5

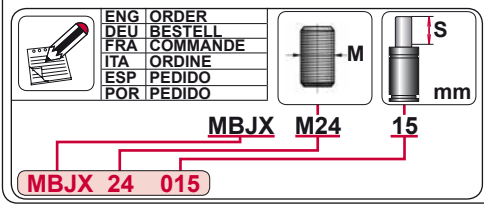

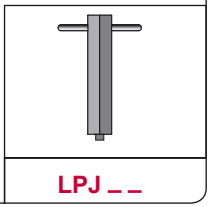

AZOL GAS

MBJL
Spring Plungers

MBJL

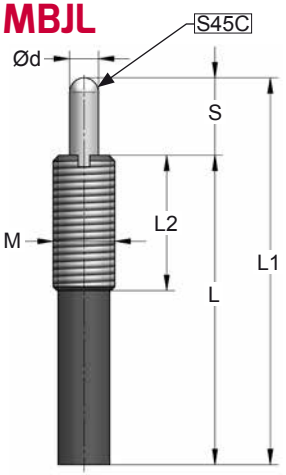



ORDER	M	S (mm)	L1 (mm)	L (mm)	L2 (mm)	Ød (mm)	F_0 (N)	F_1 (N)	Key
MBJL 3 001	M3	1.5	11.5	10	10	1.1	0.5	1	---
MBJL 3 003	M3	3	18	15	15	1.1	0.3	1	---
MBJL 4 002	M4	2	17	15	15	1.6	1	2	---
MBJL 4 004	M4	4	28	24	24	1.6	0.6	2	---
MBJL 5 003	M5	3	23	20	20	2	2	10	LPJ 1
MBJL 5 005	M5	5	32	27	27	2	2	10	LPJ 1
MBJL 6 003	M6	3	28	25	25	2.5	6	10	LPJ 1
MBJL 6 005	M6	5	35	30	30	2.5	2	10	LPJ 1
MBJL 6 010	M6	10	49	39	30	2.5	1.4	10	LPJ 1
MBJL 8 003	M8	3	28	25	25	3.1	6	10	LPJ 2
MBJL 8 005	M8	5	32	27	27	3.1	3	10	LPJ 2
MBJL 8 010	M8	10	53	43	30	3.1	3	10	LPJ 2
MBJL 10 005	M10	5	35	30	30	3.8	6	15	LPJ 2
MBJL 10 010	M10	10	53	43	30	3.8	3	15	LPJ 2
MBJL 10 015	M10	15	73	58	30	3.8	3	15	LPJ 2
MBJL 12 005	M12	5	35	30	30	5.5	6	15	LPJ 3
MBJL 12 010	M12	10	53	43	35	5.5	3	20	LPJ 3
MBJL 12 015	M12	15	66	51	35	5.5	3	20	LPJ 3
MBJL 12 020	M12	20	98	78	35	5.5	3.5	20	LPJ 3
MBJL 16 010	M16	10	70	60	35	8	6	40	LPJ 4
MBJL 16 015	M16	15	75	60	35	8	4	40	LPJ 4
MBJL 16 020	M16	20	105	85	35	8	5	40	LPJ 4
MBJL 16 030	M16	30	155	125	35	8	3	40	LPJ 4
MBJL 16 040	M16	40	165	125	35	8	5	40	LPJ 4
MBJL 16 050	M16	50	205	155	35	8	20	50	LPJ 4
MBJL 16 060	M16	60	219	159	35	8	3	50	LPJ 4
MBJL 16 070	M16	70	255	185	35	8	3.5	50	LPJ 4
MBJL 16 080	M16	80	265	185	35	8	20	50	LPJ 4
MBJL 20 015	M20	15	75	60	45	10	13	80	LPJ 5
MBJL 20 020	M20	20	92	72	45	10	12	80	LPJ 5
MBJL 20 030	M20	30	126	96	45	10	12	80	LPJ 5
MBJL 20 040	M20	40	160	120	45	10	12	80	LPJ 5
MBJL 24 007	M24	7	67	60	45	10	20	98	LPJ 5
MBJL 24 015	M24	15	75	60	45	10	20	98	LPJ 5
MBJL 24 020	M24	20	95	75	45	10	18	98	LPJ 5
MBJL 24 030	M24	30	130	100	45	10	18	98	LPJ 5
MBJL 24 040	M24	40	164	124	45	10	18	98	LPJ 5
MBJL 30 015	M30	15	81	66	45	14	28	118	LPJ 6
MBJL 30 020	M30	20	98	78	45	14	28	118	LPJ 6
MBJL 30 030	M30	30	130	100	45	14	28	118	LPJ 6
MBJL 30 040	M30	40	163	123	45	14	28	118	LPJ 6



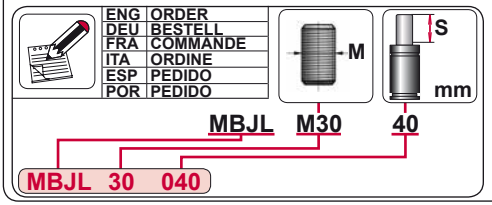

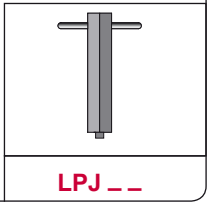

MBJH

Spring Plungers

AZOL GAS

MBJH

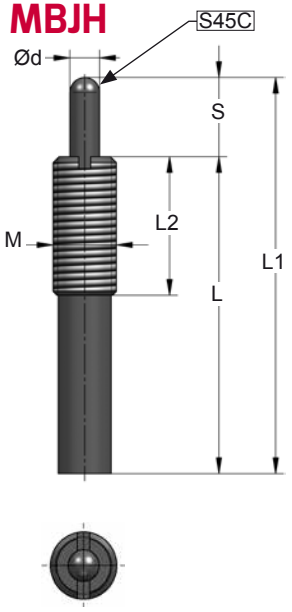

ORDER	M	S (mm)	L1 (mm)	L (mm)	L2 (mm)	Ød (mm)	F_0 (N)	F_1 (N)	Key
MBJH 3 001	M3	1.5	11.5	10	10	1.1	0.8	3	---
MBJH 3 003	M3	3	18	15	15	1.1	0.8	3	---
MBJH 4 002	M4	2	17	15	15	1.6	3	9	---
MBJH 4 004	M4	4	28	24	24	1.6	2	9	---
MBJH 5 003	M5	3	23	20	20	2	5	20	LPJ 1
MBJH 5 005	M5	5	32	27	27	2	3	20	LPJ 1
MBJH 6 003	M6	3	28	25	25	2.5	8	30	LPJ 1
MBJH 6 005	M6	5	35	30	30	2.5	5	30	LPJ 1
MBJH 6 010	M6	10	49	39	30	2.5	5	28	LPJ 1
MBJH 8 003	M8	3	28	25	25	3.1	15	30	LPJ 2
MBJH 8 005	M8	5	32	27	27	3.1	8	30	LPJ 2
MBJH 8 010	M8	10	53	43	30	3.1	7	30	LPJ 2
MBJH 10 005	M10	5	35	30	30	3.8	9	50	LPJ 2
MBJH 10 010	M10	10	53	43	30	3.8	8	50	LPJ 2
MBJH 10 015	M10	15	73	58	30	3.8	6	50	LPJ 2
MBJH 12 005	M12	5	35	30	30	5.5	19	50	LPJ 3
MBJH 12 010	M12	10	53	43	35	5.5	8	50	LPJ 3
MBJH 12 015	M12	15	66	51	35	5.5	5	50	LPJ 3
MBJH 12 020	M12	20	98	78	35	5.5	7	50	LPJ 3
MBJH 16 010	M16	10	70	60	35	8	13	80	LPJ 4
MBJH 16 015	M16	15	75	60	35	8	13	80	LPJ 4
MBJH 16 020	M16	20	105	85	35	8	10	80	LPJ 4
MBJH 16 030	M16	30	155	125	35	8	7	80	LPJ 4
MBJH 16 040	M16	40	165	125	35	8	7	80	LPJ 4
MBJH 16 050	M16	50	205	155	35	8	30	80	LPJ 4
MBJH 16 060	M16	60	219	159	35	8	4	80	LPJ 4
MBJH 16 070	M16	70	255	185	35	8	5,6	80	LPJ 4
MBJH 16 080	M16	80	265	185	35	8	30	95	LPJ 4
MBJH 20 015	M20	15	75	60	45	10	25	150	LPJ 5
MBJH 20 020	M20	20	92	72	45	10	23	150	LPJ 5
MBJH 20 030	M20	30	126	96	45	10	23	150	LPJ 5
MBJH 20 040	M20	40	160	120	45	10	23	150	LPJ 5
MBJH 24 007	M24	7	67	60	45	10	44	196	LPJ 5
MBJH 24 015	M24	15	75	60	45	10	47	216	LPJ 5
MBJH 24 020	M24	20	95	75	45	10	44	216	LPJ 5
MBJH 24 030	M24	30	130	100	45	10	44	216	LPJ 5
MBJH 24 040	M24	40	164	124	45	10	44	216	LPJ 5
MBJH 30 015	M30	15	81	66	45	14	44	275	LPJ 6
MBJH 30 020	M30	20	98	78	45	14	53	275	LPJ 6
MBJH 30 030	M30	30	130	100	45	14	45	275	LPJ 6
MBJH 30 040	M30	40	163	123	45	14	47	275	LPJ 6

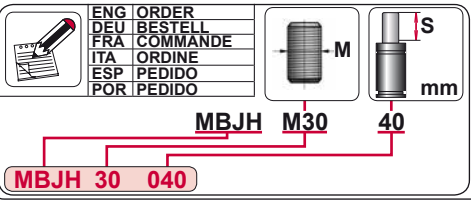

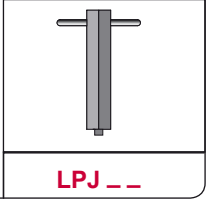

AZOL GAS

MPSJ / MPLJ

Spring Plungers

MPSJ

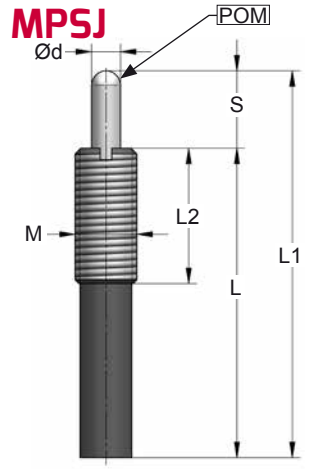

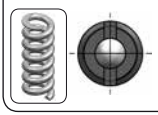

ORDER	M	S (mm)	L1 (mm)	L (mm)	L2 (mm)	Ød (mm)	F_0 (N)	F_1 (N)	Key
MPSJ 3 001	M3	1.5	11.5	10	10	1.1	0.05	0.32	---
MPSJ 3 003	M3	3	18	15	15	1.1	0.09	0.32	---
MPSJ 4 002	M4	2	17	15	15	1.6	0.23	0.65	---
MPSJ 4 004	M4	4	28	24	24	1.6	0.24	0.65	---
MPSJ 5 003	M5	3	23	20	20	2	0.74	2.95	LPJ 1
MPSJ 5 005	M5	5	32	27	27	2	0.72	2.95	LPJ 1
MPSJ 6 003	M6	3	28	25	25	2.5	0.85	3.2	LPJ 1
MPSJ 6 005	M6	5	35	30	30	2.5	0.85	3.2	LPJ 1
MPSJ 8 003	M8	3	28	25	25	3.1	0.9	3.3	LPJ 2
MPSJ 8 005	M8	5	32	27	27	3.1	0.9	3.3	LPJ 2
MPSJ 10 005	M10	5	35	30	30	3.8	1.9	4.7	LPJ 2
MPSJ 10 010	M10	10	53	43	30	3.8	1.7	4.7	LPJ 2
MPSJ 12 005	M12	5	35	30	30	5.5	1.5	4.7	LPJ 3
MPSJ 12 010	M12	10	53	43	35	5.5	1.3	5.9	LPJ 3
MPSJ 12 015	M12	15	66	51	35	5.5	1.6	5.9	LPJ 3
MPSJ 16 010	M16	10	70	60	35	8	1.7	12.8	LPJ 4
MPSJ 16 015	M16	15	75	60	35	8	1.7	12.8	LPJ 4
MPSJ 16 020	M16	20	105	85	35	8	1.7	12.8	LPJ 4

MPLJ

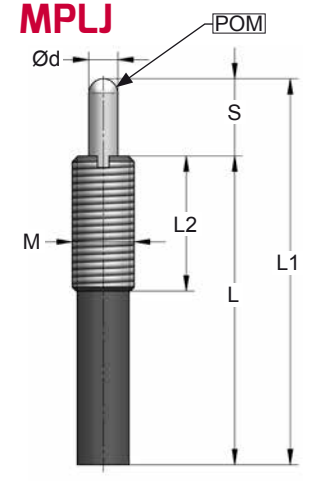

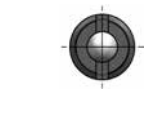

ORDER	M	S (mm)	L1 (mm)	L (mm)	L2 (mm)	Ød (mm)	F_0 (N)	F_1 (N)	Key
MPLJ 3 001	M3	1.5	11.5	10	10	1.1	0.5	1	---
MPLJ 3 003	M3	3	18	15	15	1.1	0.3	1	---
MPLJ 4 002	M4	2	17	15	15	1.6	1	2	---
MPLJ 4 004	M4	4	28	24	24	1.6	0.6	2	---
MPLJ 5 003	M5	3	23	20	20	2	2	10	LPJ 1
MPLJ 5 005	M5	5	32	27	27	2	2	10	LPJ 1
MPLJ 6 003	M6	3	28	25	25	2.5	6	10	LPJ 1
MPLJ 6 005	M6	5	35	30	30	2.5	2	10	LPJ 1
MPLJ 8 003	M8	3	28	25	25	3.1	6	10	LPJ 2
MPLJ 8 005	M8	5	32	27	27	3.1	3	10	LPJ 2
MPLJ 10 005	M10	5	35	30	30	3.8	6	15	LPJ 2
MPLJ 10 010	M10	10	53	43	30	3.8	3	15	LPJ 2
MPLJ 12 005	M12	5	35	30	30	5.5	6	15	LPJ 3
MPLJ 12 010	M12	10	53	43	35	5.5	3	20	LPJ 3
MPLJ 12 015	M12	15	66	51	35	5.5	3	20	LPJ 3
MPLJ 16 010	M16	10	70	60	35	8	6	40	LPJ 4
MPLJ 16 015	M16	15	75	60	35	8	4	40	LPJ 4
MPLJ 16 020	M16	20	105	85	35	8	5	40	LPJ 4
MPLJ 16 030	M16	30	155	125	35	8	3	40	LPJ 4
MPLJ 20 015	M20	15	75	60	45	10	13	80	LPJ 5
MPLJ 24 015	M24	15	75	60	45	10	20	98	LPJ 5



ENG	ORDER
DEU	BESTELL
FRA	COMMANDE
ITA	ORDINE
ESP	PEDIDO
POR	PEDIDO

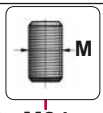

MPLJ M24 15

MPLJ 24 015

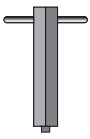

LPJ _ _

MPHJ / MPXJ

Spring Plungers

AZOL GAS

MPHJ

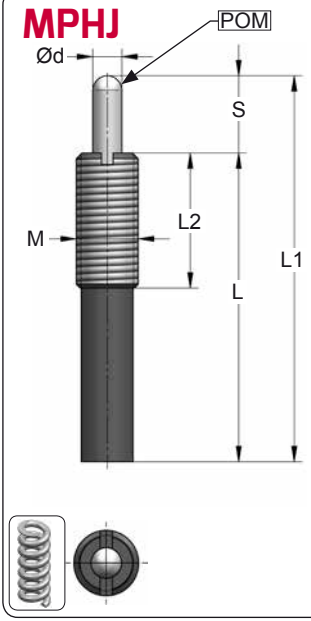

ORDER	M	S (mm)	L1 (mm)	L (mm)	L2 (mm)	Ød (mm)	F_0 (N)	F_1 (N)	Key
MPHJ 3 001	M3	1.5	11.5	10	10	1.1	0.8	3	---
MPHJ 3 003	M3	3	18	15	15	1.1	0.8	3	---
MPHJ 4 002	M4	2	17	15	15	1.6	3	9	---
MPHJ 4 004	M4	4	28	24	24	1.6	2	9	---
MPHJ 5 003	M5	3	23	20	20	2	5	20	LPJ 1
MPHJ 5 005	M5	5	32	27	27	2	3	20	LPJ 1
MPHJ 6 003	M6	3	28	25	25	2.5	8	30	LPJ 1
MPHJ 6 005	M6	5	35	30	30	2.5	5	30	LPJ 1
MPHJ 8 003	M8	3	28	25	25	3.1	15	30	LPJ 2
MPHJ 8 005	M8	5	32	27	27	3.1	8	30	LPJ 2
MPHJ 10 005	M10	5	35	30	30	3.8	9	50	LPJ 2
MPHJ 10 010	M10	10	53	43	30	3.8	8	50	LPJ 2
MPHJ 12 005	M12	5	35	30	30	5.5	19	50	LPJ 3
MPHJ 12 010	M12	10	53	43	35	5.5	8	50	LPJ 3
MPHJ 12 015	M12	15	66	51	35	5.5	5	50	LPJ 3
MPHJ 16 010	M16	10	70	60	35	8	13	80	LPJ 4
MPHJ 16 015	M16	15	75	60	35	8	13	80	LPJ 4
MPHJ 16 020	M16	20	105	85	35	8	10	80	LPJ 4
MPHJ 16 030	M16	30	155	125	35	8	7	80	LPJ 4
MPHJ 20 015	M20	15	75	60	45	10	25	150	LPJ 5
MPHJ 24 015	M24	15	75	60	45	10	47	216	LPJ 5

MPXJ

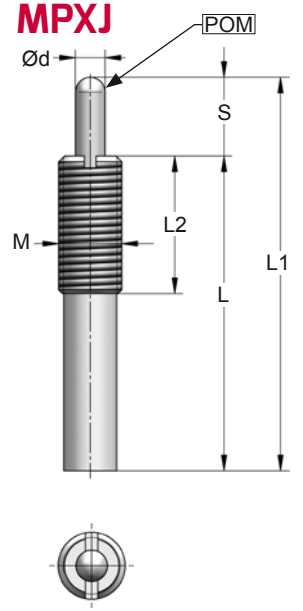

ORDER	M	S (mm)	L1 (mm)	L (mm)	L2 (mm)	Ød (mm)	F_0 (N)	F_1 (N)	Key
MPXJ 3 001	M3	1.5	16.5	15	15	1.1	2	5	---
MPXJ 3 003	M3	3	23	20	20	1.1	2	5	---
MPXJ 4 002	M4	2	26	24	24	1.6	5	13	---
MPXJ 4 004	M4	4	28	24	24	1.6	5	13	---
MPXJ 5 003	M5	3	30	27	27	2	9	25	LPJ 1
MPXJ 5 005	M5	5	44	39	39	2	9	25	LPJ 1
MPXJ 6 003	M6	3	33	30	30	2.5	14	39	LPJ 1
MPXJ 6 005	M6	5	41	36	36	2.5	14	39	LPJ 1
MPXJ 8 003	M8	3	30	27	27	3.1	15	41	LPJ 2
MPXJ 8 005	M8	5	40	35	30	3.1	15	41	LPJ 2
MPXJ 10 005	M10	5	40	35	30	3.8	16	63	LPJ 2
MPXJ 10 010	M10	10	63	53	30	3.8	13	63	LPJ 2
MPXJ 12 005	M12	5	48	43	35	5.5	37	98	LPJ 3
MPXJ 12 010	M12	10	68	58	35	5.5	15	98	LPJ 3
MPXJ 12 015	M12	15	93	78	35	5.5	15	98	LPJ 3
MPXJ 16 010	M16	10	70	60	35	8	24	147	LPJ 4
MPXJ 16 015	M16	15	85	70	35	8	22	147	LPJ 4
MPXJ 16 020	M16	20	110	90	35	8	13	147	LPJ 4





ENG	ORDER
DEU	BESTELL
FRA	COMMANDE
ITA	ORDINE
ESP	PEDIDO
POR	PEDIDO

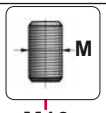

MPXJ M16 20

MPXJ 16 020

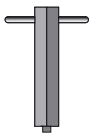

LPJ _ _

AZOL GAS

MBSN / MBLN

Spring Plungers

MBSN

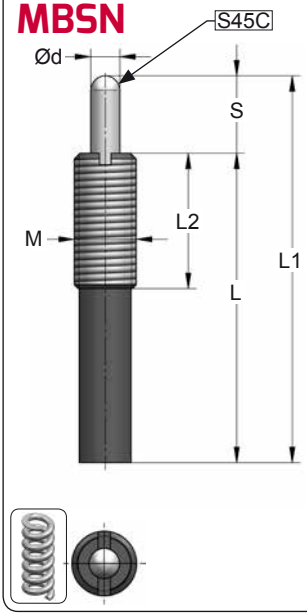

ORDER	M	S (mm)	L1 (mm)	L (mm)	L2 (mm)	Ød (mm)	F_0 (N)	F_1 (N)	Key
MBSN 5 003	M5	3	23	20	20	2	0.74	2.95	LPJ 1
MBSN 5 005	M5	5	32	27	27	2	0.72	2.95	LPJ 1
MBSN 6 003	M6	3	28	25	25	2.5	0.85	3.2	LPJ 1
MBSN 6 005	M6	5	35	30	30	2.5	0.85	3.2	LPJ 1
MBSN 8 003	M8	3	28	25	25	3.1	0.9	3.3	LPJ 2
MBSN 8 005	M8	5	32	27	27	3.1	0.9	3.3	LPJ 2
MBSN 10 005	M10	5	35	30	30	3.8	1.9	4.7	LPJ 2
MBSN 10 010	M10	10	53	43	30	3.8	1.7	4.7	LPJ 2
MBSN 12 005	M12	5	35	30	30	5.5	1.5	4.7	LPJ 3
MBSN 12 010	M12	10	53	43	35	5.5	1.3	5.9	LPJ 3
MBSN 12 015	M12	15	66	51	35	5.5	1.6	5.9	LPJ 3
MBSN 16 010	M16	10	70	60	35	8	1.7	12.8	LPJ 4
MBSN 16 015	M16	15	75	60	35	8	1.7	12.8	LPJ 4
MBSN 16 020	M16	20	105	85	35	8	1.7	12.8	LPJ 4

MBLN

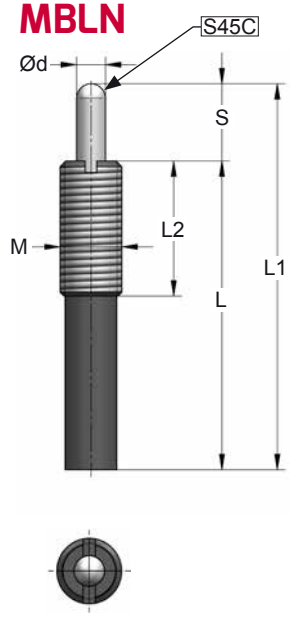

ORDER	M	S (mm)	L1 (mm)	L (mm)	L2 (mm)	Ød (mm)	F_0 (N)	F_1 (N)	Key
MBLN 5 003	M5	3	23	20	20	2	2	10	LPJ 1
MBLN 5 005	M5	5	32	27	27	2	2	10	LPJ 1
MBLN 6 003	M6	3	28	25	25	2.5	6	10	LPJ 1
MBLN 6 005	M6	5	35	30	30	2.5	2	10	LPJ 1
MBLN 8 003	M8	3	28	25	25	3.1	6	10	LPJ 2
MBLN 8 005	M8	5	32	27	27	3.1	3	10	LPJ 2
MBLN 10 005	M10	5	35	30	30	3.8	6	15	LPJ 2
MBLN 10 010	M10	10	53	43	30	3.8	3	15	LPJ 2
MBLN 12 005	M12	5	35	30	30	5.5	6	15	LPJ 3
MBLN 12 010	M12	10	53	43	35	5.5	3	20	LPJ 3
MBLN 12 015	M12	15	66	51	35	5.5	3	20	LPJ 3
MBLN 16 010	M16	10	70	60	35	8	6	40	LPJ 4
MBLN 16 015	M16	15	75	60	35	8	4	40	LPJ 4
MBLN 16 020	M16	20	105	85	35	8	5	40	LPJ 4

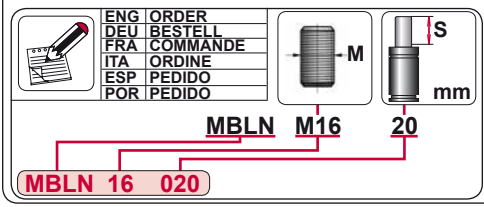

MBHN / MBXN

Spring Plungers

AZOL GAS

MBHN

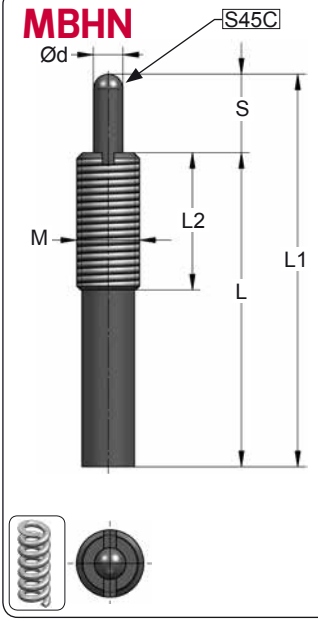

ORDER	M	S (mm)	L1 (mm)	L (mm)	L2 (mm)	Ød (mm)	F_0 (N)	F_1 (N)	Key
MBHN 5 003	M5	3	23	20	20	2	5	20	LPJ 1
MBHN 5 005	M5	5	32	27	27	2	3	20	LPJ 1
MBHN 6 003	M6	3	28	25	25	2.5	8	30	LPJ 1
MBHN 6 005	M6	5	35	30	30	2.5	5	30	LPJ 1
MBHN 8 003	M8	3	28	25	25	3.1	15	30	LPJ 2
MBHN 8 005	M8	5	32	27	27	3.1	8	30	LPJ 2
MBHN 10 005	M10	5	35	30	30	3.8	9	50	LPJ 2
MBHN 10 010	M10	10	53	43	30	3.8	8	50	LPJ 2
MBHN 12 005	M12	5	35	30	30	5.5	19	50	LPJ 3
MBHN 12 010	M12	10	53	43	35	5.5	8	50	LPJ 3
MBHN 12 015	M12	15	66	51	35	5.5	5	50	LPJ 3
MBHN 16 010	M16	10	70	60	35	8	13	80	LPJ 4
MBHN 16 015	M16	15	75	60	35	8	13	80	LPJ 4
MBHN 16 020	M16	20	105	85	35	8	10	80	LPJ 4

MBXN

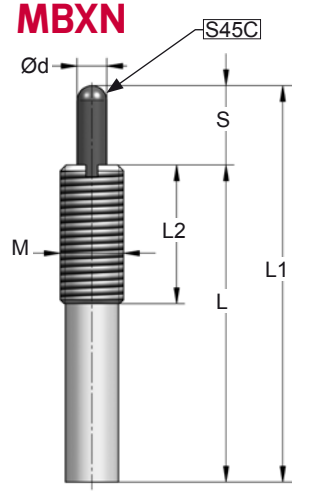

ORDER	M	S (mm)	L1 (mm)	L (mm)	L2 (mm)	Ød (mm)	F_0 (N)	F_1 (N)	Key
MBXN 5 003	M5	3	30	27	27	2	9	25	LPJ 1
MBXN 5 005	M5	5	44	39	39	2	9	25	LPJ 1
MBXN 6 003	M6	3	33	30	30	2.5	14	39	LPJ 1
MBXN 6 005	M6	5	41	36	36	2.5	14	39	LPJ 1
MBXN 8 003	M8	3	30	27	27	3.1	15	41	LPJ 2
MBXN 8 005	M8	5	40	35	30	3.1	15	41	LPJ 2
MBXN 10 005	M10	5	40	35	30	3.8	16	63	LPJ 2
MBXN 10 010	M10	10	63	53	30	3.8	13	63	LPJ 2
MBXN 12 005	M12	5	48	43	35	5.5	37	98	LPJ 3
MBXN 12 010	M12	10	68	58	35	5.5	15	98	LPJ 3
MBXN 12 015	M12	15	93	78	35	5.5	15	98	LPJ 3
MBXN 16 010	M16	10	70	60	35	8	24	147	LPJ 4
MBXN 16 015	M16	15	85	70	35	8	22	147	LPJ 4
MBXN 16 020	M16	20	110	90	35	8	13	147	LPJ 4





ENG	ORDER
DEU	BESTELL
FRA	COMMANDE
ITA	ORDINE
ESP	PEDIDO
POR	PEDIDO

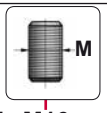

MBXN M16 20

MBXN 16 020

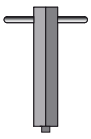

LPJ _ _

AZOL GAS

MPNS / MPNL

Spring Plungers

MPNS

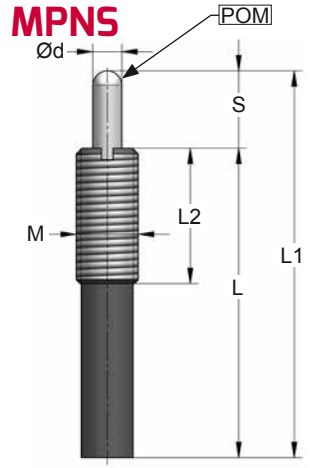

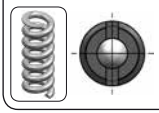

ORDER	M	S (mm)	L1 (mm)	L (mm)	L2 (mm)	Ød (mm)	F_0 (N)	F_1 (N)	Key
MPNS 5 003	M5	3	23	20	20	2	0.74	2.95	LPJ 1
MPNS 5 005	M5	5	32	27	27	2	0.72	2.95	LPJ 1
MPNS 6 003	M6	3	28	25	25	2.5	0.85	3.2	LPJ 1
MPNS 6 005	M6	5	35	30	30	2.5	0.85	3.2	LPJ 1
MPNS 8 003	M8	3	28	25	25	3.1	0.9	3.3	LPJ 2
MPNS 8 005	M8	5	32	27	27	3.1	0.9	3.3	LPJ 2
MPNS 10 005	M10	5	35	30	30	3.8	1.9	4.7	LPJ 2
MPNS 10 010	M10	10	53	43	30	3.8	1.7	4.7	LPJ 2
MPNS 12 005	M12	5	35	30	30	5.5	1.5	4.7	LPJ 3
MPNS 12 010	M12	10	53	43	35	5.5	1.3	5.9	LPJ 3
MPNS 12 015	M12	15	66	51	35	5.5	1.6	5.9	LPJ 3
MPNS 16 010	M16	10	70	60	35	8	1.7	12.8	LPJ 4
MPNS 16 015	M16	15	75	60	35	8	1.7	12.8	LPJ 4
MPNS 16 020	M16	20	105	85	35	8	1.7	12.8	LPJ 4

MPNL

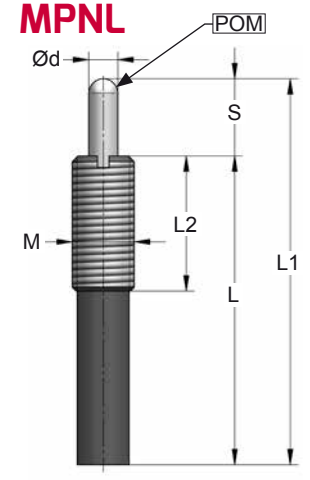

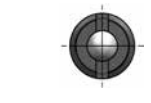

ORDER	M	S (mm)	L1 (mm)	L (mm)	L2 (mm)	Ød (mm)	F_0 (N)	F_1 (N)	Key
MPNL 5 003	M5	3	23	20	20	2	2	10	LPJ 1
MPNL 5 005	M5	5	32	27	27	2	2	10	LPJ 1
MPNL 6 003	M6	3	28	25	25	2.5	6	10	LPJ 1
MPNL 6 005	M6	5	35	30	30	2.5	2	10	LPJ 1
MPNL 8 003	M8	3	28	25	25	3.1	6	10	LPJ 2
MPNL 8 005	M8	5	32	27	27	3.1	3	10	LPJ 2
MPNL 10 005	M10	5	35	30	30	3.8	6	15	LPJ 2
MPNL 10 010	M10	10	53	43	30	3.8	3	15	LPJ 2
MPNL 12 005	M12	5	35	30	30	5.5	6	15	LPJ 3
MPNL 12 010	M12	10	53	43	35	5.5	3	20	LPJ 3
MPNL 12 015	M12	15	66	51	35	5.5	3	20	LPJ 3
MPNL 16 010	M16	10	70	60	35	8	6	40	LPJ 4
MPNL 16 015	M16	15	75	60	35	8	4	40	LPJ 4
MPNL 16 020	M16	20	105	85	35	8	5	40	LPJ 4

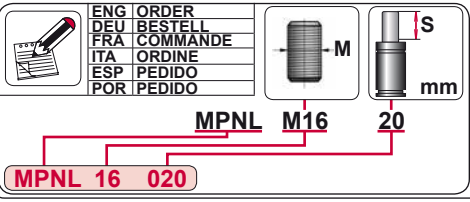

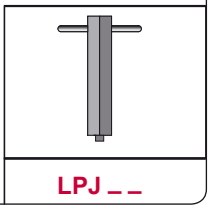

MPNH

Spring Plungers

AZOL GAS

MPNH

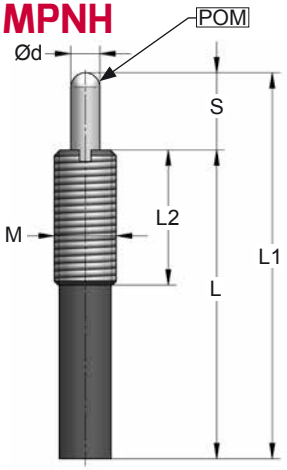



ORDER	M	S (mm)	L1 (mm)	L (mm)	L2 (mm)	Ød (mm)	F_0 (N)	F_1 (N)	Key
MPNH 5 003	M5	3	23	20	20	2	5	20	LPJ 1
MPNH 5 005	M5	5	32	27	27	2	3	20	LPJ 1
MPNH 6 003	M6	3	28	25	25	2.5	8	30	LPJ 1
MPNH 6 005	M6	5	35	30	30	2.5	5	30	LPJ 1
MPNH 8 003	M8	3	28	25	25	3.1	15	30	LPJ 2
MPNH 8 005	M8	5	32	27	27	3.1	8	30	LPJ 2
MPNH 10 005	M10	5	35	30	30	3.8	9	50	LPJ 2
MPNH 10 010	M10	10	53	43	30	3.8	8	50	LPJ 2
MPNH 12 005	M12	5	35	30	30	5.5	19	50	LPJ 3
MPNH 12 010	M12	10	53	43	35	5.5	8	50	LPJ 3
MPNH 12 015	M12	15	66	51	35	5.5	5	50	LPJ 3
MPNH 16 010	M16	10	70	60	35	8	13	80	LPJ 4
MPNH 16 015	M16	15	75	60	35	8	13	80	LPJ 4
MPNH 16 020	M16	20	105	85	35	8	10	80	LPJ 4



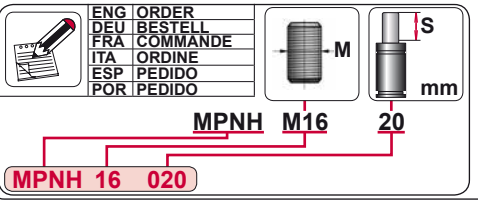

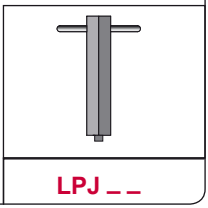

AZOL GAS

EXU
Flange Strippers

AZOL GAS

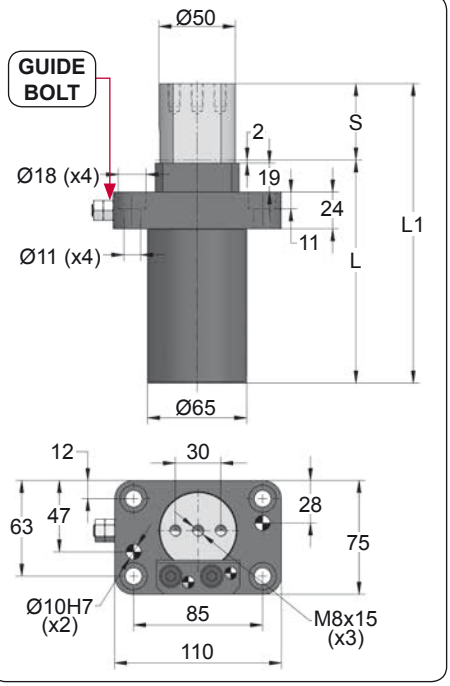

ORDER	S (mm)	L1 ±0,25 (mm)	L (mm)	Kg.
EXU ___ 050	50	196	146	4.15
EXU ___ 080	80	256	176	5.01
EXU ___ 100	100	296	196	5.41

SPARE PARTS

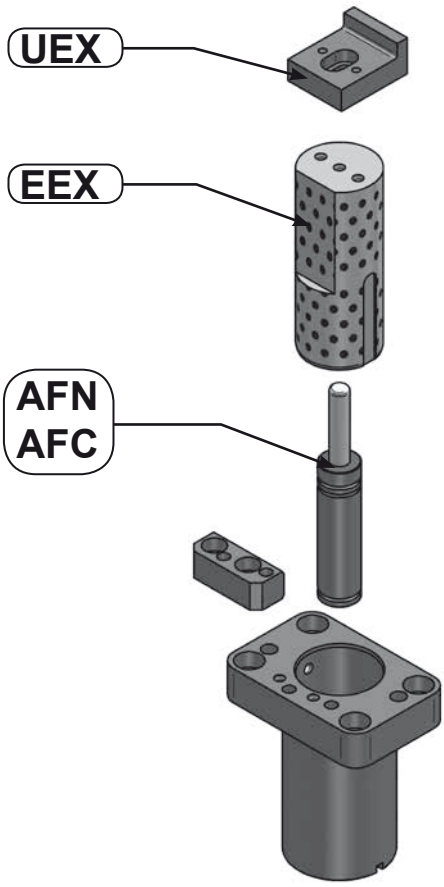

CODE	COLOR	bar	psi	F_0 daN	F_1 daN
EXU 50 050	Green	45	650	50	75
EXU 100 050	Blue	90	1305	100	155
EXU 150 050	Red	135	1960	150	230
EXU 200 050	Yellow	180	2610	200	305

	ENG	ORDER
	DEU	BESTELL
	FRA	COMMANDE
	ITA	ORDINE
	ESP	PEDIDO
	POR	PEDIDO

F_0 daN — S mm

EXU 200 50

EXU 200 050

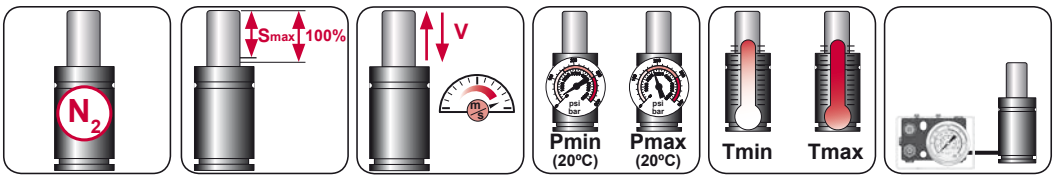

N_2	Smax < 90%	Vmax 1,6 m/s	bar psi 20 290	bar psi 180 2610	°C °F 0 32	°C °F 80 176	

AZOL GAS

EXU
Flange Strippers

UEX

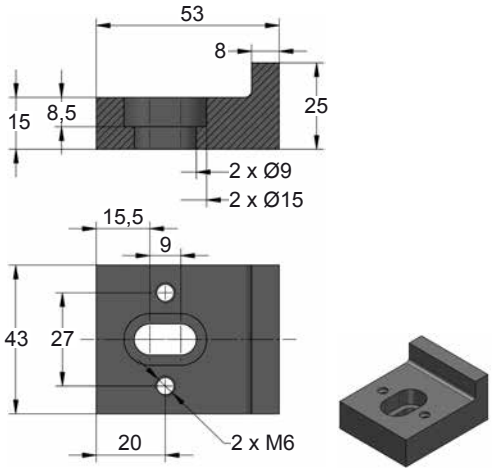

EEX-_ _ _-

Serial Number

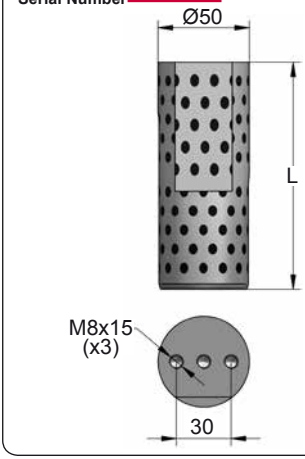

ORDER	S (mm)	L (mm)
EEX-050	50	125
EEX-080	80	155
EEX-100	100	175



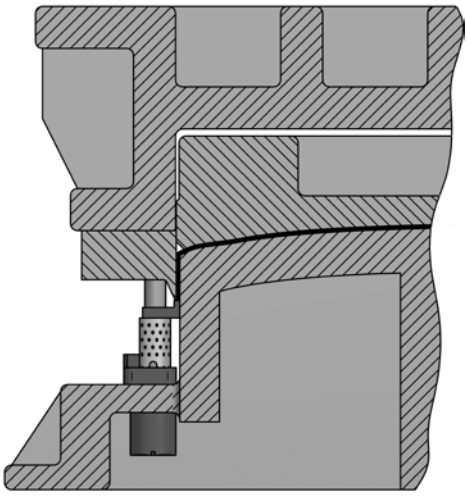

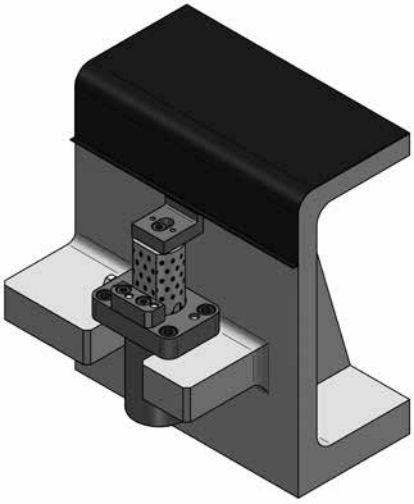



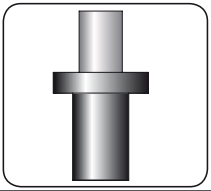

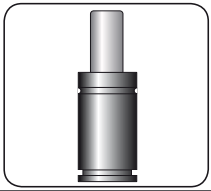

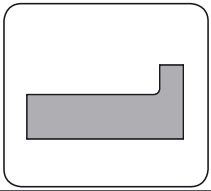

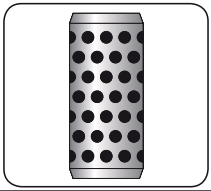

CODE		EXU 200 050	AFN 200 050 AFC 200 100	UEX	EEX-050- Serial Number
ENG	ORDER	FLANGE STRIPPER	GAS SPRING	CAP	ROD
DEU	BESTELL	ABSTREIFER	GASDRUCKFEDER	ADAPTER	KOLBENSTANGE
FRA	COMMANDE	EXTRACTEUR	RESSORT À GAZ	LAME D´EXTRACTIEN	TIGE
ITA	ORDINE	ESTRATTORE	CILINDRO AD AZOTO	ADATTATORE	STELO
ESP	PEDIDO	EXTRACTOR	RESORTE DE GAS	UÑA	EJE
POR	PEDIDO	LEVANTADOR	CILINDRO DE GÁS	ADAPTADOR	HASTE

EXY

Flange Strippers

AZOL GAS

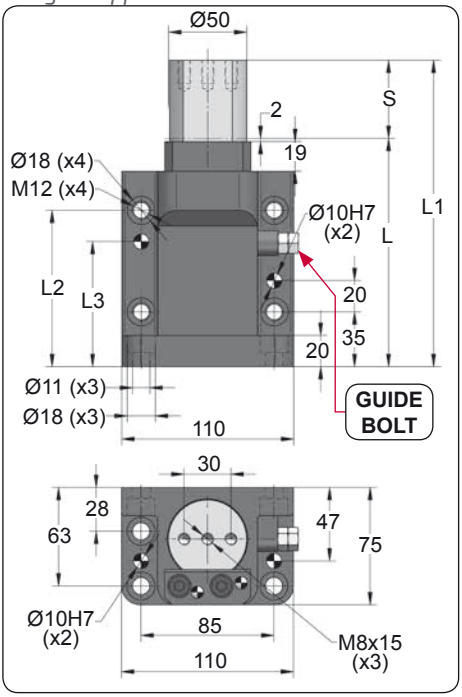

ORDER	S (mm)	L1 ±0,25 (mm)	L (mm)	L2 (mm)	L3 (mm)	Kg.
EXY ___ 050	50	196	146	100	80	5.47
EXY ___ 080	80	256	176	130	110	6.83
EXY ___ 100	100	296	196	150	130	7.56

SPARE PARTS

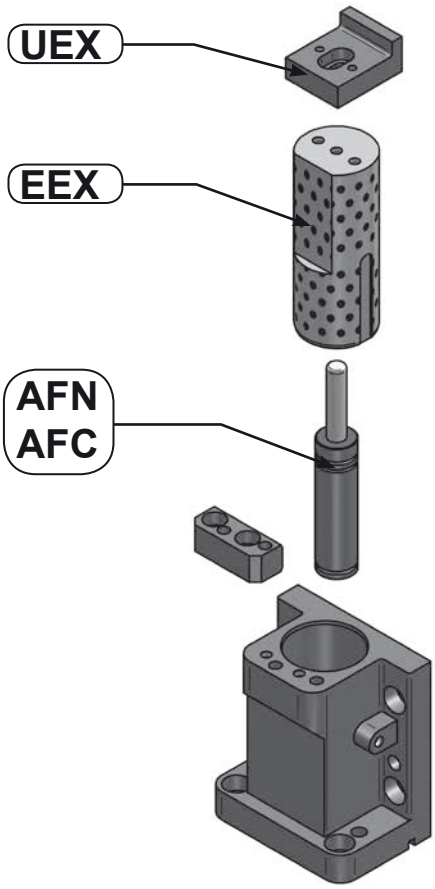

CODE	COLOR	bar	psi	F_0 daN	F_1 daN
EXY 50 050	Green	45	650	50	75
EXY 100 050	Blue	90	1305	100	155
EXY 150 050	Red	135	1960	150	230
EXY 200 050	Yellow	180	2610	200	305

ENG	ORDER
DEU	BESTELL
FRA	COMMANDE
ITA	ORDINE
ESP	PEDIDO
POR	PEDIDO

F_0 daN — S mm

EXY 200 50

EXY 200 050

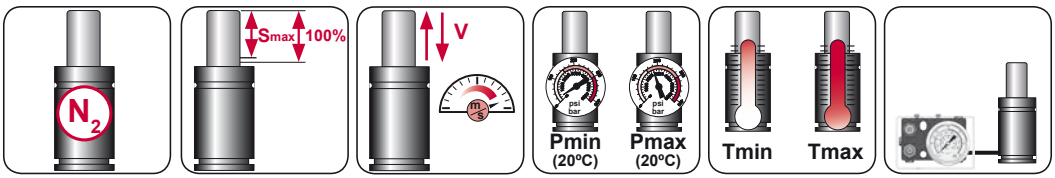

N_2	Smax < 90%	Vmax 1,6 m/s	bar psi 20 290	bar psi 180 2610	°C °F 0 32	°C °F 80 176	

AZOL GAS

EXY
Flange Strippers

UEX

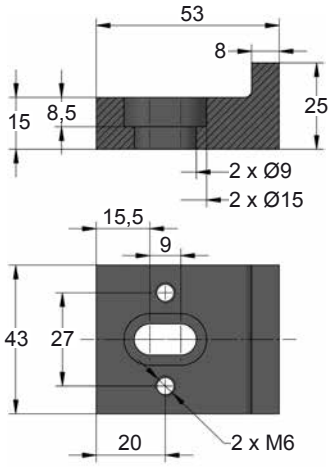

EEX-_ _ _-

Serial Number

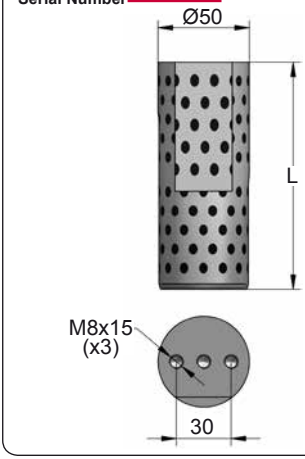

ORDER	S (mm)	L (mm)
EEX-050	50	125
EEX-080	80	155
EEX-100	100	175



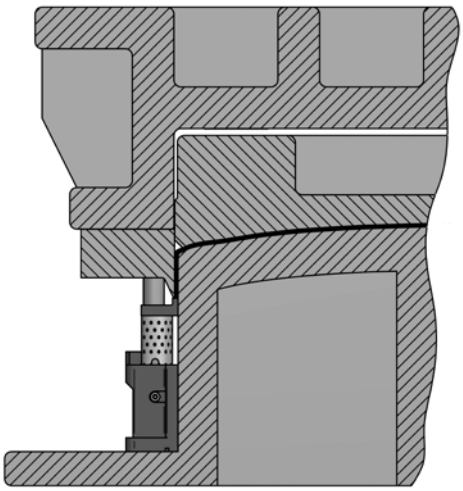

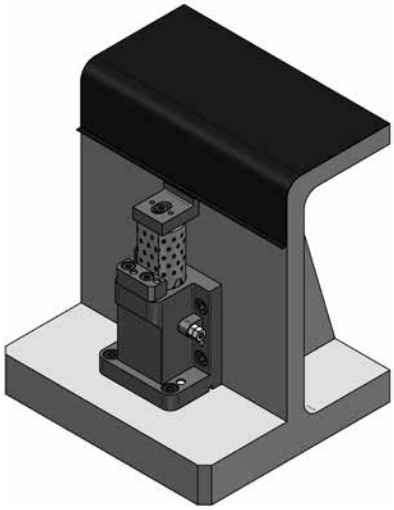



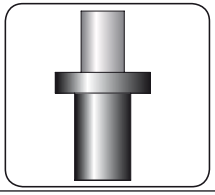

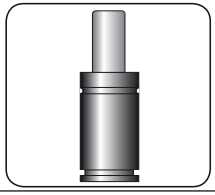

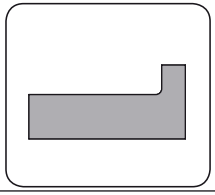

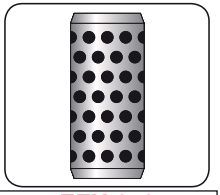

CODE		EXY 200 050	AFN 200 050 AFC 200 100	UEX	EEX-050- Serial Number
ENG	ORDER	FLANGE STRIPPER	GAS SPRING	CAP	ROD
DEU	BESTELL	ABSTREIFER	GASDRUCKFEDER	ADAPTER	KOLBENSTANGE
FRA	COMMANDE	EXTRACTEUR	RESSORT À GAZ	LAME D´EXTRACTIEN	TIGE
ITA	ORDINE	ESTRATTORE	CILINDRO AD AZOTO	ADATTATORE	STELO
ESP	PEDIDO	EXTRACTOR	RESORTE DE GAS	UÑA	EJE
POR	PEDIDO	LEVANTADOR	CILINDRO DE GÁS	ADAPTADOR	HASTE

EXP
Flange Strippers

		PSA E24.57.420

AZOL GAS

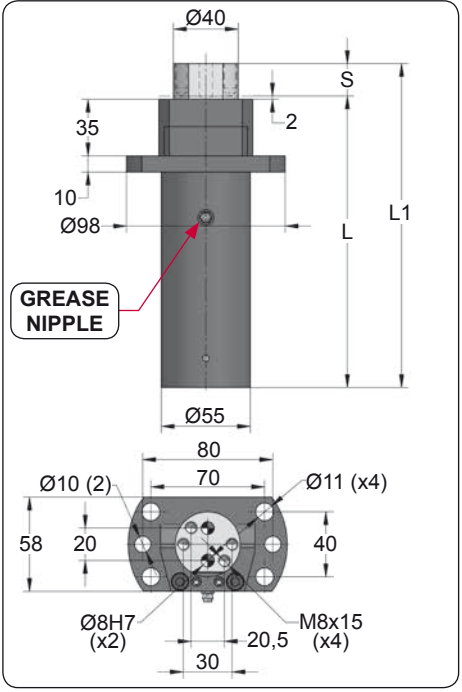

ORDER	S (mm)	L1 ±0,25 (mm)	L (mm)	Kg.
EXP ___ 050	50	200	150	2.30
EXP ___ 080	80	260	180	2.82

SPARE PARTS

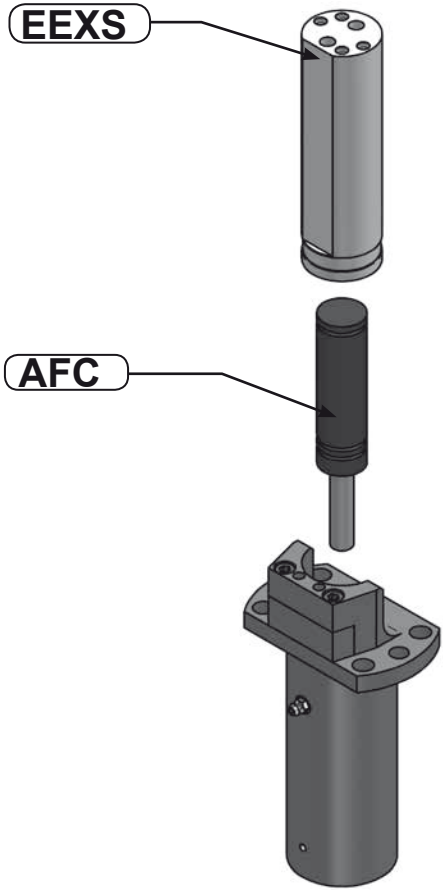

CODE	COLOR	bar	psi	F_0 daN	F_1 daN
EXP 50 050	Green	45	650	50	75
EXP 100 050	Blue	90	1305	100	155
EXP 150 050	Red	135	1960	150	230
EXP 200 050	Yellow	180	2610	200	305

ENG	ORDER
DEU	BESTELL
FRA	COMMANDE
ITA	ORDINE
ESP	PEDIDO
POR	PEDIDO

F_0 daN — S mm

EXP 200 50

EXP 200 050

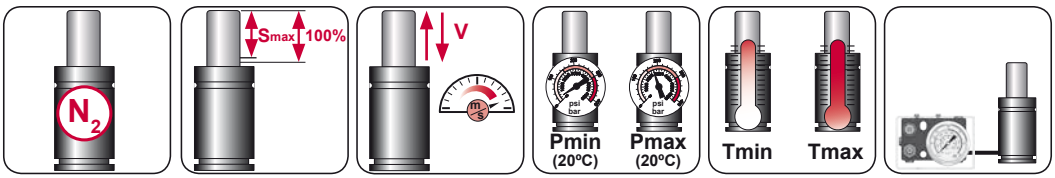

N_2	Smax < 90%	Vmax 1,6 m/s	bar psi 20 290	bar psi 180 2610	°C °F 0 32	°C °F 80 176	

AZOL GAS

EXP
Flange Strippers

EEXS-_ _ _-
Serial Number

ORDER	S (mm)	L (mm)
EEXS-050	50	137
EEXS-080	80	167

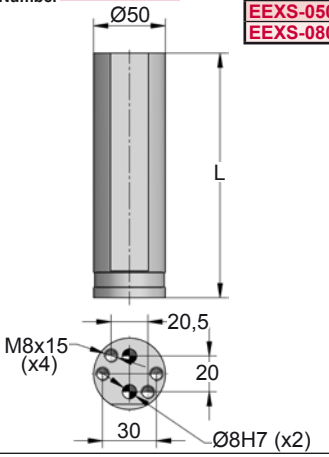



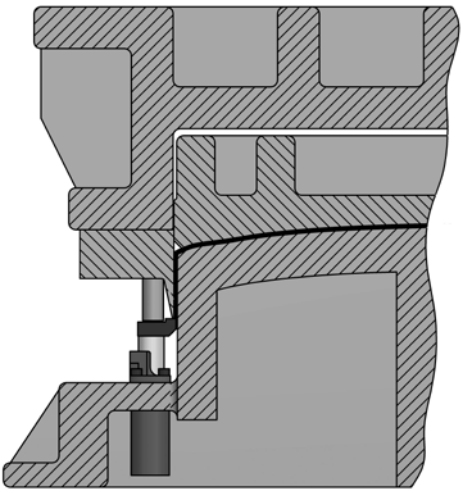

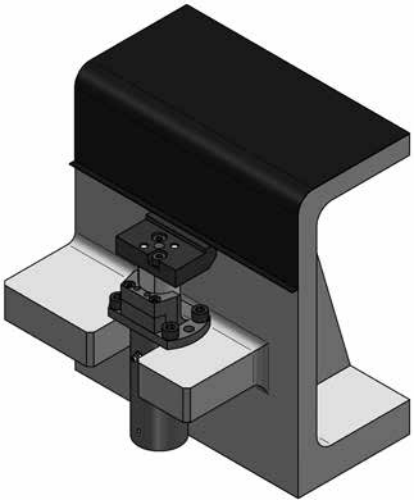



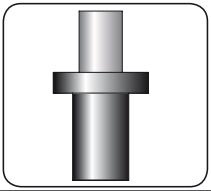

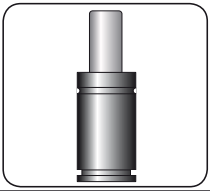

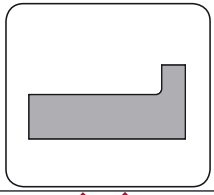

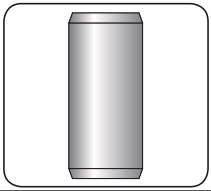

CODE		EXP 200 050	AFC 200 050		EEXS-050- Serial Number
ENG	ORDER	FLANGE STRIPPER	GAS SPRING	CAP	ROD
DEU	BESTELL	ABSTREIFER	GASDRUCKFEDER	ADAPTER	KOLBENSTANGE
FRA	COMMANDE	EXTRACTEUR	RESSORT À GAZ	LAME D´EXTRACTIEN	TIGE
ITA	ORDINE	ESTRATTORE	CILINDRO AD AZOTO	ADATTATORE	STELO
ESP	PEDIDO	EXTRACTOR	RESORTE DE GAS	UÑA	EJE
POR	PEDIDO	LEVANTADOR	CILINDRO DE GÁS	ADAPTADOR	HASTE

EXS
Flange Strippers

		PSA E24.57.420

AZOL GAS

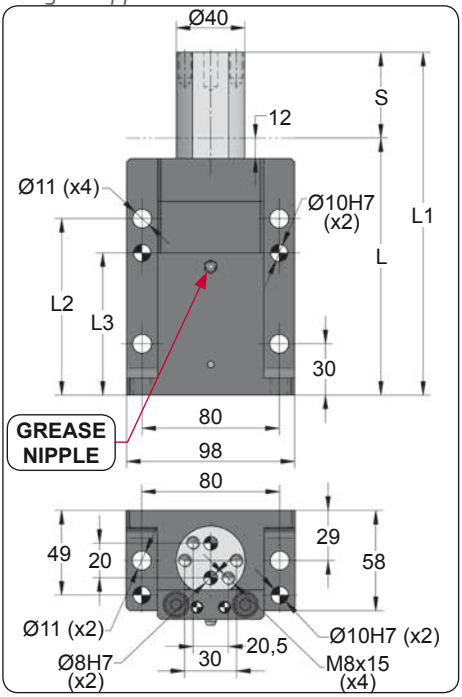

ORDER	S (mm)	L1 ±0,25 (mm)	L (mm)	L2 (mm)	L3 (mm)	Kg.
EXS ___ 050	50	200	150	103	83	4.38
EXS ___ 080	80	260	180	133	113	5.50

SPARE PARTS

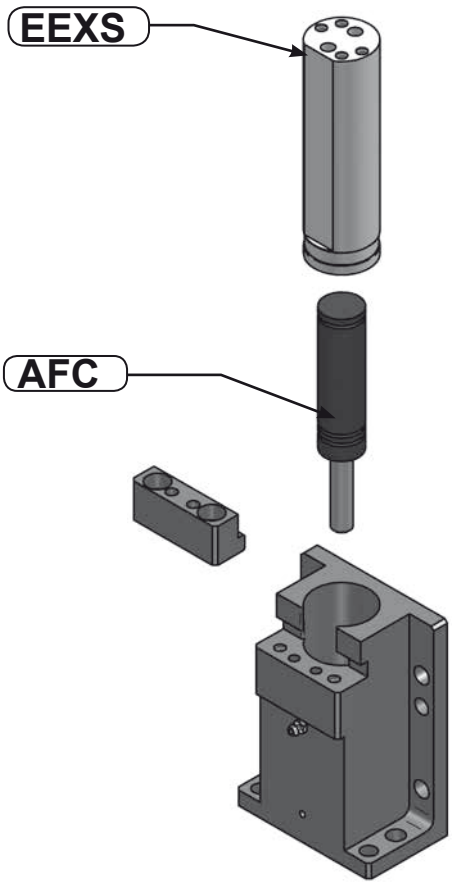

CODE	COLOR	bar	psi	F_0 daN	F_1 daN
EXS 50 050	Green	45	650	50	75
EXS 100 050	Blue	90	1305	100	155
EXS 150 050	Red	135	1960	150	230
EXS 200 050	Yellow	180	2610	200	305

ENG	ORDER
DEU	BESTELL
FRA	COMMANDE
ITA	ORDINE
ESP	PEDIDO
POR	PEDIDO

F_0 daN — S mm

EXS 200 50

EXS 200 050

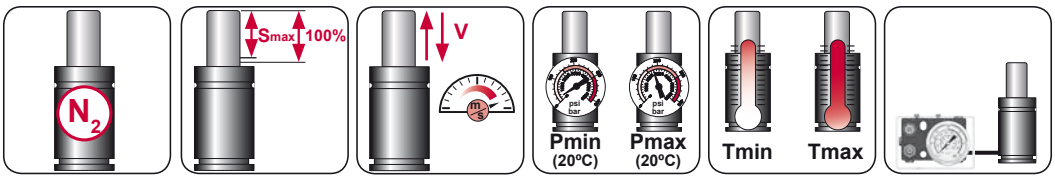

N_2	Smax < 90%	Vmax 1,6 m/s	bar psi 20 290	bar psi 180 2610	°C °F 0 32	°C °F 80 176	

AZOL GAS

EXS
Flange Strippers

EEXS-_ _ _-
Serial Number

ORDER	S (mm)	L (mm)
EEXS-050	50	137
EEXS-080	80	167

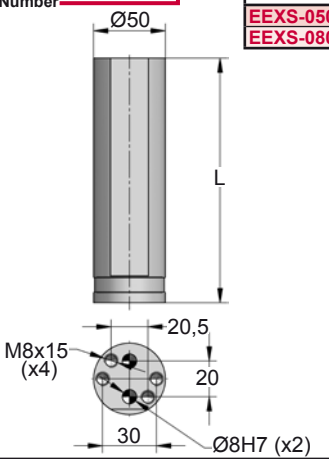

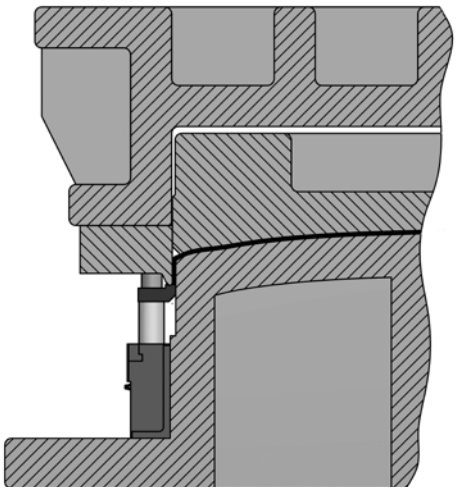

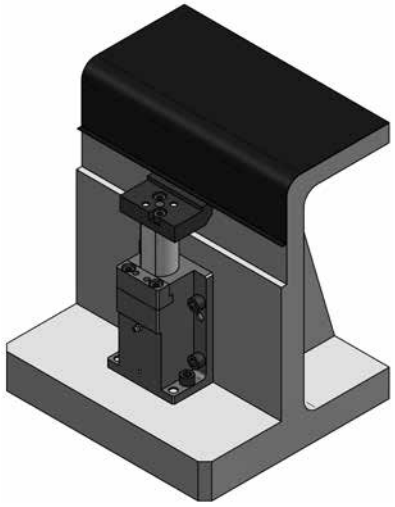



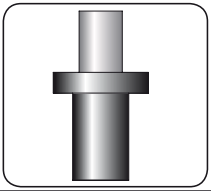

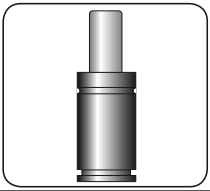

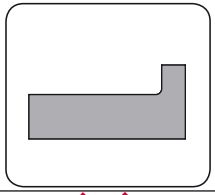

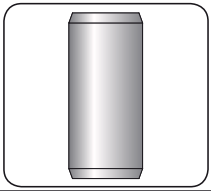

CODE		EXS 200 050	AFC 200 050		EEXS-050- Serial Number
ENG	ORDER	FLANGE STRIPPER	GAS SPRING	CAP	ROD
DEU	BESTELL	ABSTREIFER	GASDRUCKFEDER	ADAPTER	KOLBENSTANGE
FRA	COMMANDE	EXTRACTEUR	RESSORT À GAZ	LAME D´EXTRACTIEN	TIGE
ITA	ORDINE	ESTRATTORE	CILINDRO AD AZOTO	ADATTATORE	STELO
ESP	PEDIDO	EXTRACTOR	RESORTE DE GAS	UÑA	EJE
POR	PEDIDO	LEVANTADOR	CILINDRO DE GÁS	ADAPTADOR	HASTE

EXDB 90

Stock Lifters

AZOL GAS

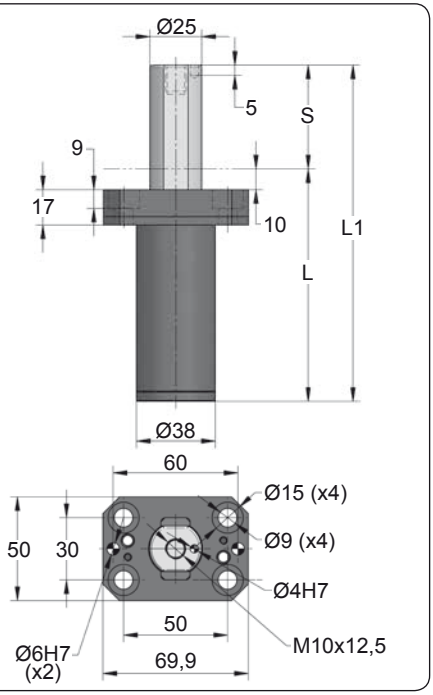

ORDER	S (mm)	L1 ±0,25 (mm)	L (mm)	Gas Spring	Kg.
EXDB 90 025	25	112	87	AFJ 90 025	0.63
EXDB 90 038	38	138	100	AFJ 90 038	0.69
EXDB 90 050	50	162	112	AFJ 90 050	0.75
EXDB 90 063	63.5	192	128.5	AFJ 90 063	0.82
EXDB 90 080	80	225	145	AFJ 90 080	0.92
EXDB 90 100	100	265	165	AFJ 90 100	1.02
EXDB 90 125	125	315	190	AFJ 90 125	1.15

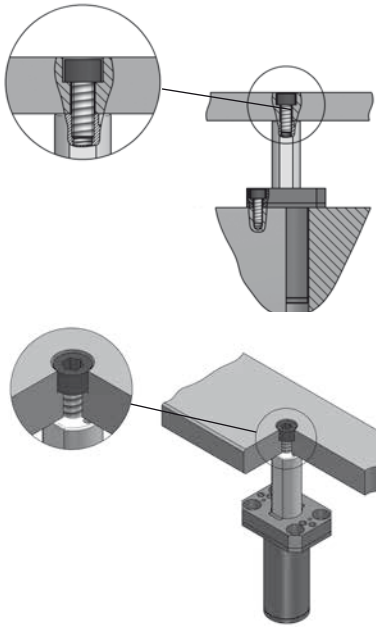

CODE	bar	psi	F_0 daN	F_1 daN
EXDB 90 050	180	2610	90	125

ENG	ORDER	
DEU	BESTELL	
FRA	COMMANDE	
ITA	ORDINE	
ESP	PEDIDO	
POR	PEDIDO	
		F_0 daN
		S mm

EXDB 90 050

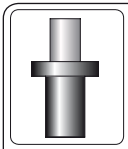

EXDB 90 050



AFJ 90 050

ENG	STOCK LIFTER	GAS SPRING
DEU	TEILEHEBER	GASDRUCKFEDER
FRA	ELEVATEUR	RESSORT À GAZ
ITA	SOLLEVATORE	CILINDRO AD AZOTO
ESP	ELEVADOR	RESORTE DE GAS
POR	LEVANTADOR	CILINDRO DE GÁS



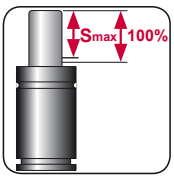

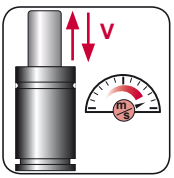



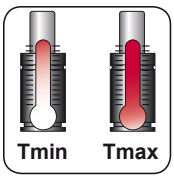



N_2	Smax < 90%	Vmax 0,8 m/s	bar psi 20 290	bar psi 150 2175	ºC ºF 0 32	ºC ºF 80 176	

AZOL GAS EXDN 90

Stock Lifters

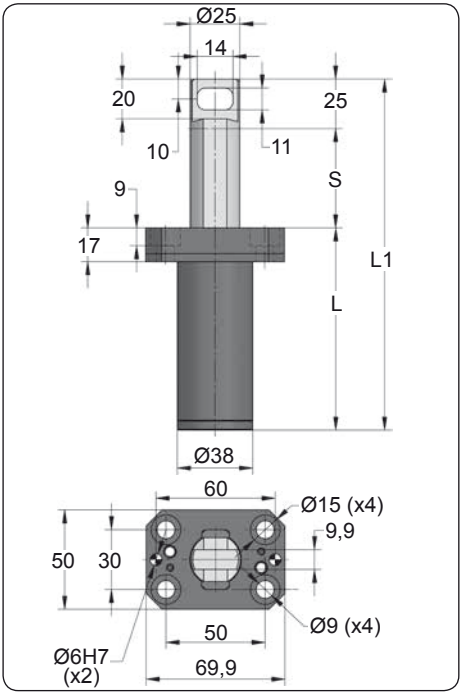

ORDER	S (mm)	L1 ±0,25 (mm)	L (mm)	Gas Spring	Kg.
EXDN 90 025	25	127	77	AFJ 90 025	0.64
EXDN 90 038	38	153	90	AFJ 90 038	0.70
EXDN 90 050	50	177	102	AFJ 90 050	0.76
EXDN 90 063	63.5	207	118.5	AFJ 90 063	0.84
EXDN 90 080	80	240	135	AFJ 90 080	0.93
EXDN 90 100	100	280	155	AFJ 90 100	1.03
EXDN 90 125	125	330	180	AFJ 90 125	1.16

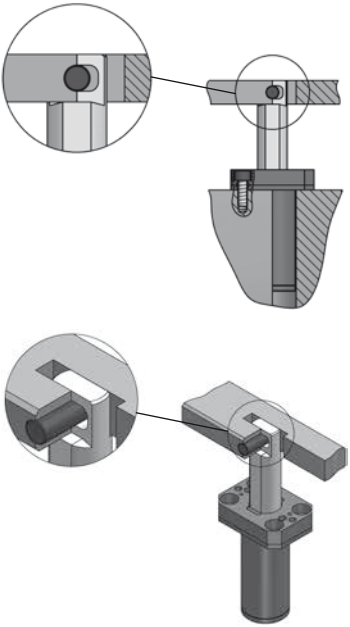

CODE	bar	psi	F_0 daN	F_1 daN
EXDN 90 050	180	2610	90	125

ENG	ORDER
DEU	BESTELL
FRA	COMMANDE
ITA	ORDINE
ESP	PEDIDO
POR	PEDIDO

F_0 daN — S mm

EXDN 90 50

EXDN 90 050

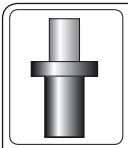

EXDN 90 050



AFJ 90 050

ENG	STOCK LIFTER	GAS SPRING
DEU	TEILEHEBER	GASDRUCKFEDER
FRA	ELEVATEUR	RESSORT À GAZ
ITA	SOLLEVATORE	CILINDRO AD AZOTO
ESP	ELEVADOR	RESORTE DE GAS
POR	LEVANTADOR	CILINDRO DE GÁS



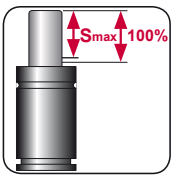

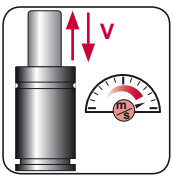



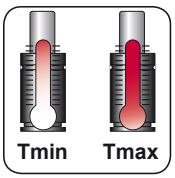



N_2	Smax < 90%	Vmax 0,8 m/s	bar psi 20 290	bar psi 150 2175	°C °F 0 32	°C °F 80 176	

EXDT 170

Stock Lifters

AZOL GAS

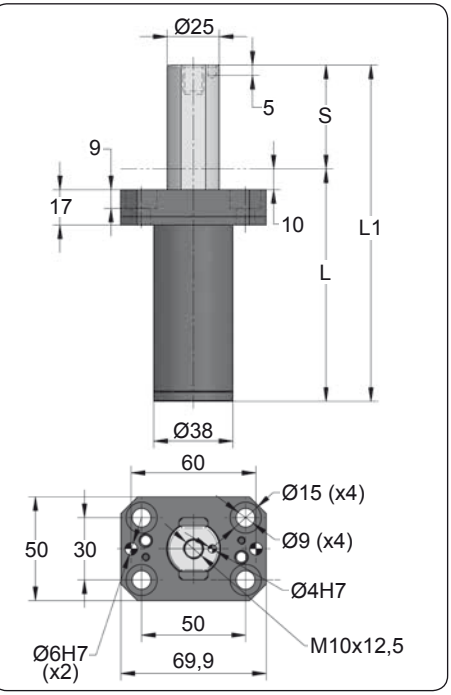

ORDER	S (mm)	L1 ±0,25 (mm)	L (mm)	Gas Spring	Kg.
EXDT 170 025	25	112	87	CW 170 025	0.61
EXDT 170 038	38	138	100	CW 170 038	0.68
EXDT 170 050	50	162	112	CW 170 050	0.75
EXDT 170 063	63	188	125	CW 170 063	0.83
EXDT 170 080	80	225	145	CW 170 080	0.94
EXDT 170 100	100	265	165	CW 170 100	1.05
EXDT 170 125	125	315	190	CW 170 125	1.19

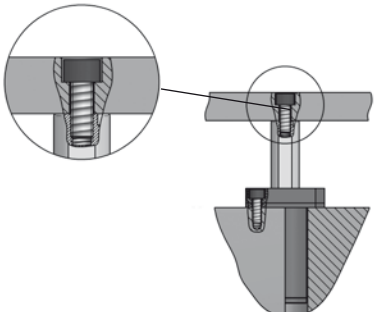

CODE	bar	psi	F_0 daN	F_1 daN
EXDT 170 050	180	2610	170	340

ENG	ORDER	
DEU	BESTELL	
FRA	COMMANDE	
ITA	ORDINE	
ESP	PEDIDO	
POR	PEDIDO	

F_0 daN — S mm

EXDT 170 50

EXDT 170 050

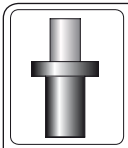

EXDT 170 050



CW 170 050

ENG	STOCK LIFTER	GAS SPRING
DEU	TEILEHEBER	GASDRUCKFEDER
FRA	ELEVATEUR	RESSORT À GAZ
ITA	SOLLEVATORE	CILINDRO AD AZOTO
ESP	ELEVADOR	RESORTE DE GAS
POR	LEVANTADOR	CILINDRO DE GÁS



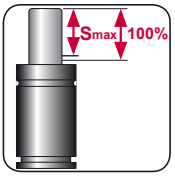

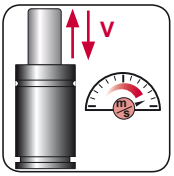



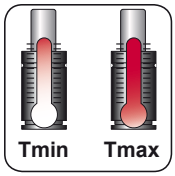



N_2	Smax < 90%	Vmax 0,8 m/s	bar psi 20 290	bar psi 150 2175	ºC ºF 0 32	ºC ºF 80 176	

AZOL GAS EXDE 170

Stock Lifters

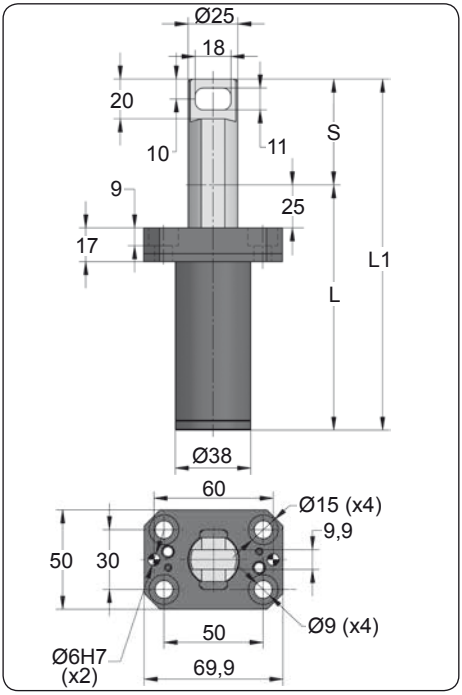

ORDER	S (mm)	L1 ±0,25 (mm)	L (mm)	Gas Spring	Kg.
EXDE 170 025	25	127	102	CW 170 025	0.62
EXDE 170 038	38	153	115	CW 170 038	0.69
EXDE 170 050	50	177	127	CW 170 050	0.76
EXDE 170 063	63	203	140	CW 170 063	0.84
EXDE 170 080	80	240	160	CW 170 080	0.95
EXDE 170 100	100	280	180	CW 170 100	1.06
EXDE 170 125	125	330	205	CW 170 125	1.20

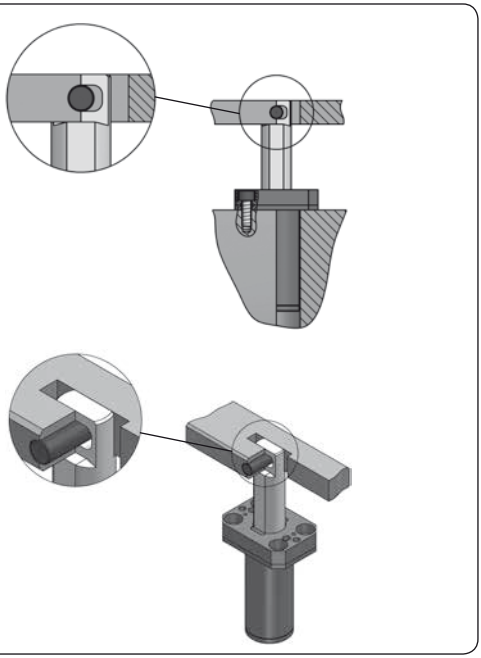

CODE	bar	psi	F_0 daN	F_1 daN
EXDE 170 050	180	2610	170	340

ENG	ORDER
DEU	BESTELL
FRA	COMMANDE
ITA	ORDINE
ESP	PEDIDO
POR	PEDIDO

F_0 daN — S mm

EXDE 170 50

EXDE 170 050



EXDE 170 050



CW 170 050

ENG	STOCK LIFTER	GAS SPRING
DEU	TEILEHEBER	GASDRUCKFEDER
FRA	ELEVATEUR	RESSORT À GAZ
ITA	SOLLEVATORE	CILINDRO AD AZOTO
ESP	ELEVADOR	RESORTE DE GAS
POR	LEVANTADOR	CILINDRO DE GÁS



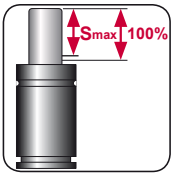

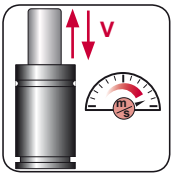



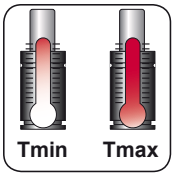



N_2	Smax < 90%	Vmax 0,8 m/s	bar psi 20 290	bar psi 150 2175	°C °F 0 32	°C °F 80 176	

PME / PGE

Bolt

AZOL GAS

PME

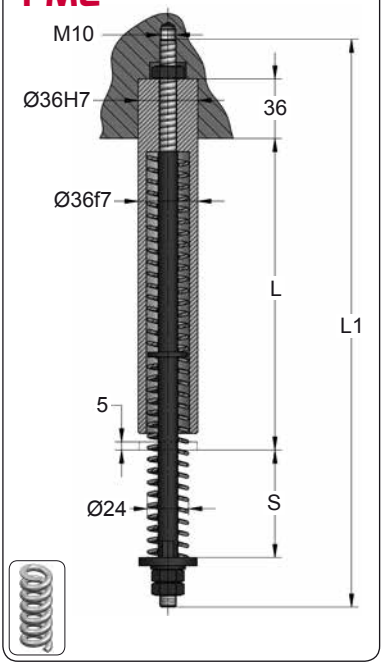

ORDER	S (mm)	L1 (mm)	L (mm)	F_0 (N)	F_1 (N)
PME - 1	50	290	155	117.2	650
PME - 2	50	290	155	185	1030
PME - 3	65	343.5	193.5	94	650
PME - 4	65	343.5	193.5	149	1030
PME - 5	80	392.5	227.5	84.7	650
PME - 6	80	392.5	227.5	134	1030



ENG	ORDER
DEU	BESTELL
FRA	COMMANDE
ITA	ORDINE
ESP	PEDIDO
POR	PEDIDO

PME 1

PME 1

PGE

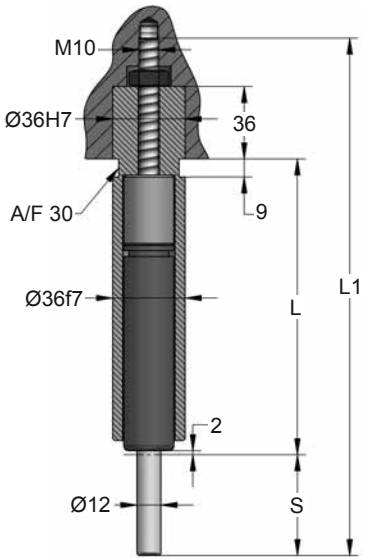

ORDER	S (mm)	L1 (mm)	L (mm)	F_0 (daN)	F_1 (daN)	Gas Spring
PGE - 1	50	257	147	50	65	AF 50 050
PGE - 2	50	257	147	100	125	AF 100 050
PGE - 3	65	310.5	185.5	50	65	AF 50 065
PGE - 4	65	310.5	185.5	100	125	AF 100 065
PGE - 5	80	359.5	218.5	50	65	AF 50 080
PGE - 6	80	359.5	218.5	100	125	AF 100 080



ENG	ORDER
DEU	BESTELL
FRA	COMMANDE
ITA	ORDINE
ESP	PEDIDO
POR	PEDIDO

PGE 1

PGE 1

AZOL GAS

PGN / PGH

Bolt

PGN

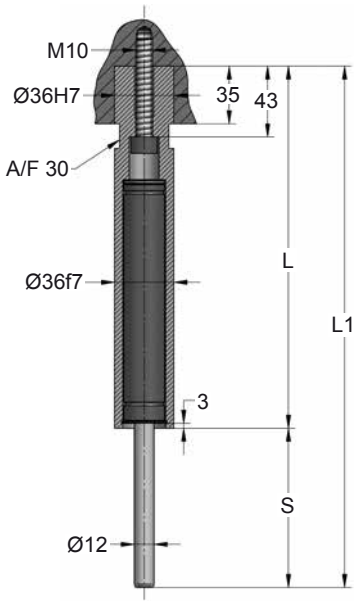

ORDER	S (mm)	L1 (mm)	L (mm)	F_0 (daN)	F_1 (daN)	Gas Spring
PGN - 1	58	240	182	100	155	AFC 100 063
PGN - 2	74	274	200	100	155	AFC 100 080
PGN - 3	94	314	220	100	155	AFC 100 100



ENG	ORDER
DEU	BESTELL
FRA	COMMANDE
ITA	ORDINE
ESP	PEDIDO
POR	PEDIDO

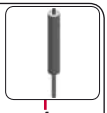

PGN 1

PGN 1

PGH

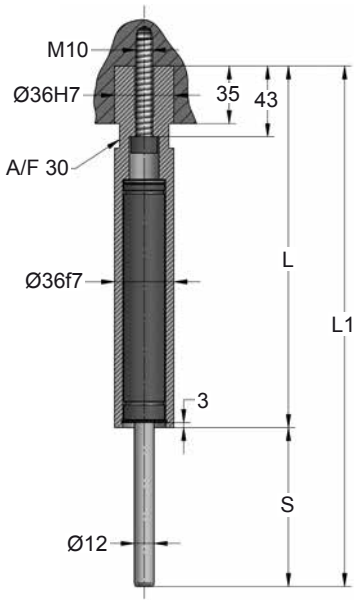

ORDER	S (mm)	L1 (mm)	L (mm)	F_0 (daN)	F_1 (daN)	Gas Spring
PGH - 1	58	240	182	100	155	AFC 100 063
PGH - 2	74	274	200	100	155	AFC 100 080
PGH - 3	94	314	220	100	155	AFC 100 100



ENG	ORDER
DEU	BESTELL
FRA	COMMANDE
ITA	ORDINE
ESP	PEDIDO
POR	PEDIDO

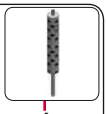

PGH 1

PGH 1

AZOL GAS

SP-ER AIR SCRAP REMOVER

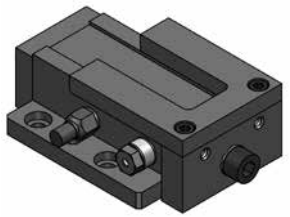

SP-ER 3

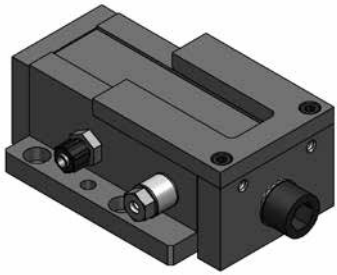

SP-ER 5

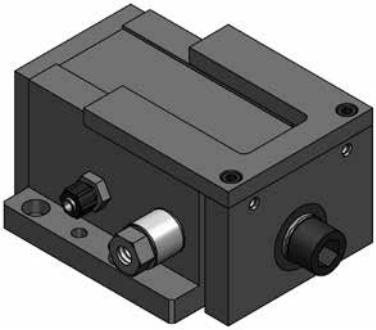

SP-ER 7

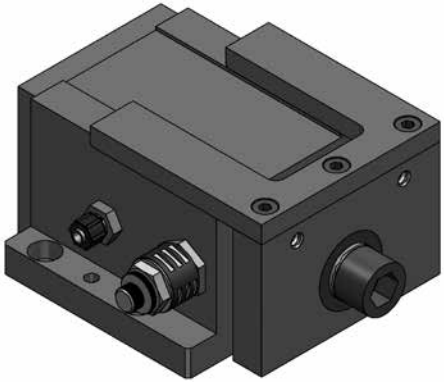

SP-ER 9

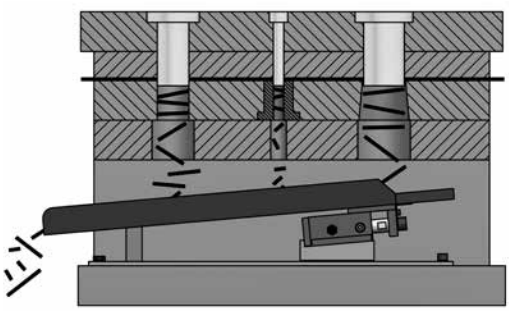

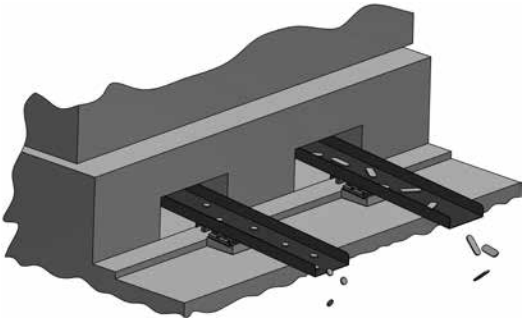

SP-ER 3

Air Scrap Remover

AZOL GAS

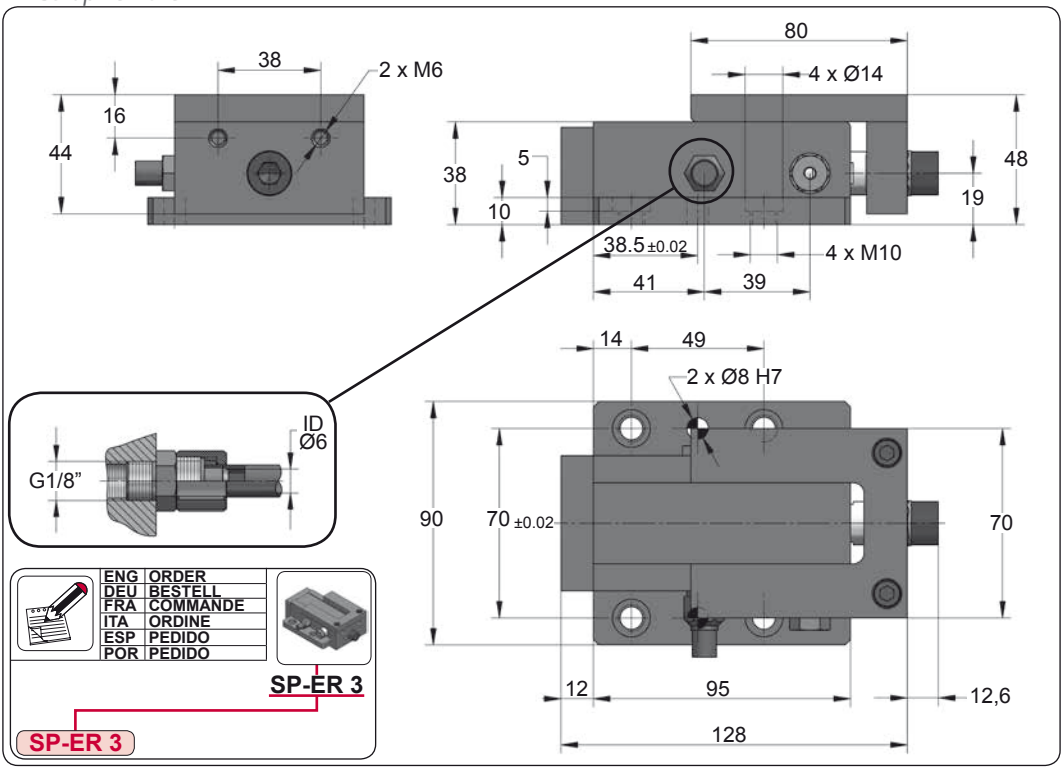

ENG	ORDER
DEU	BESTELL
FRA	COMMANDE
ITA	ORDINE
ESP	PEDIDO
POR	PEDIDO

SP-ER 3

SP-ER 3

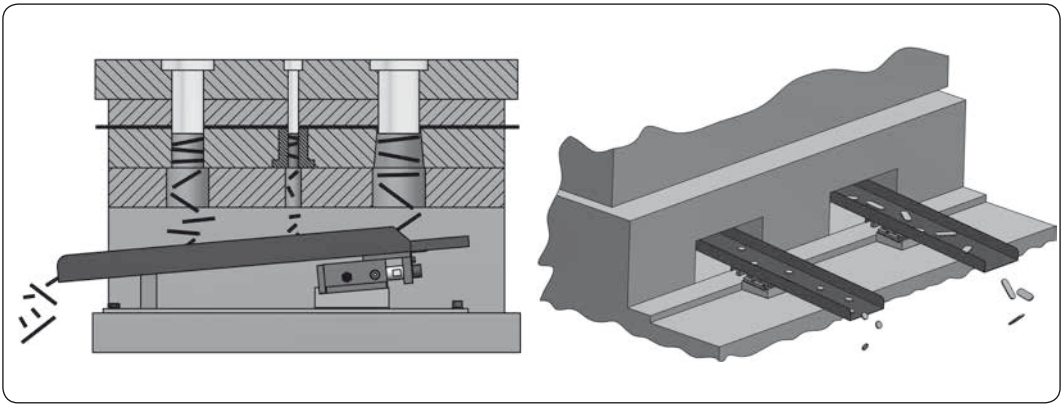

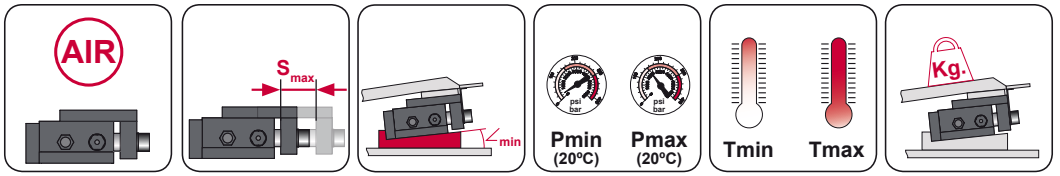

AIR	Smax = 30 mm	∠ min = 6º	bar psi 4 58	bar psi 6 87	ºC ºF 0 32	ºC ºF 60 140	Kg.max = 6 Kg.

AZOL GAS

SP-ER 5

Air Scrap Remover

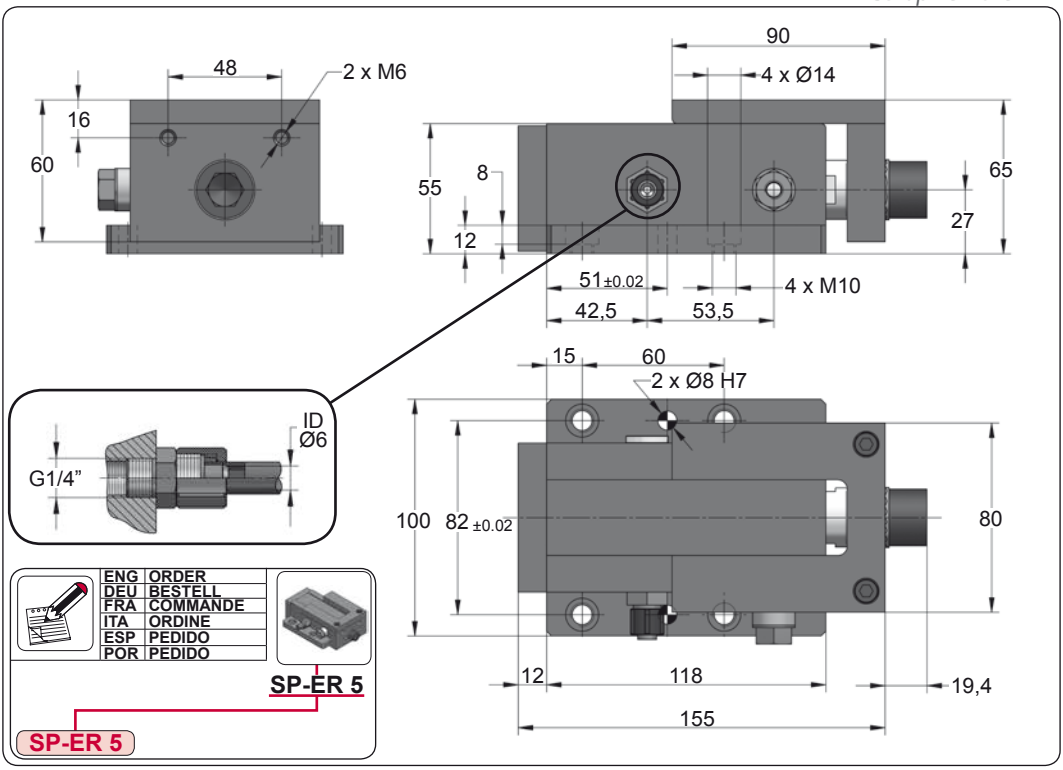

ENG	ORDER
DEU	BESTELL
FRA	COMMANDE
ITA	ORDINE
ESP	PEDIDO
POR	PEDIDO

SP-ER 5

SP-ER 5

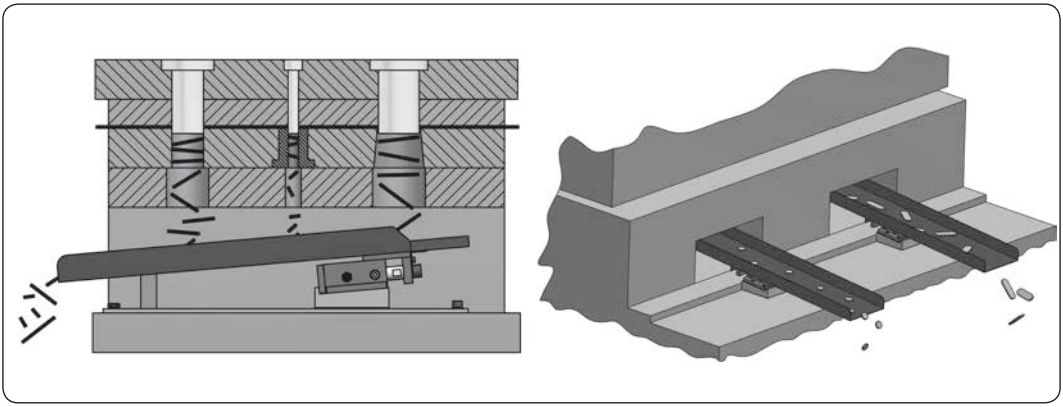

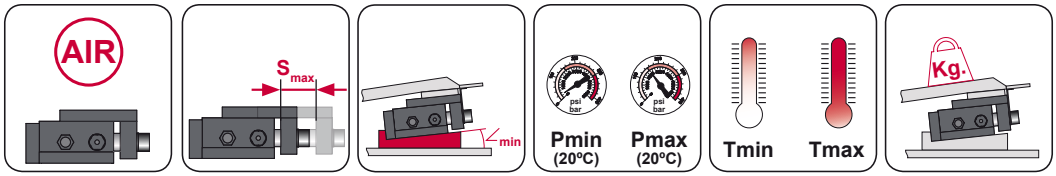

AIR	Smax = 33 mm	∠ min = 6º	bar 4	psi 58	bar 6	psi 87	ºC 0	ºF 32	ºC 60	ºF 140	Kg.max = 14 Kg.

SP-ER 7

Air Scrap Remover

AZOL GAS

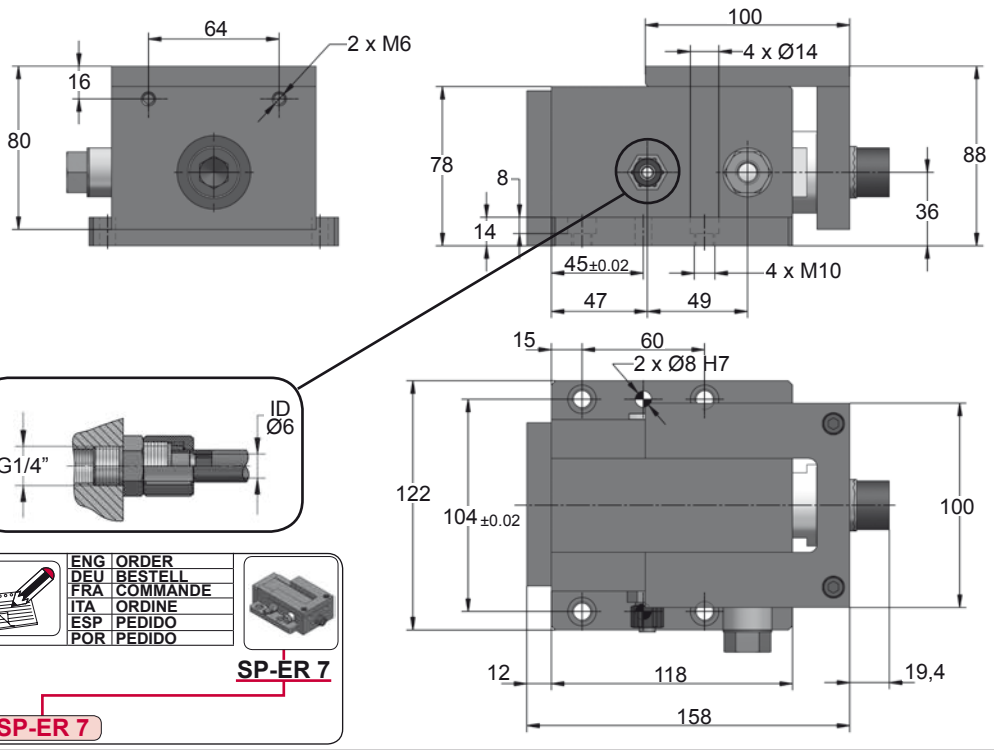

ENG	ORDER
DEU	BESTELL
FRA	COMMANDE
ITA	ORDINE
ESP	PEDIDO
POR	PEDIDO

SP-ER 7

SP-ER 7

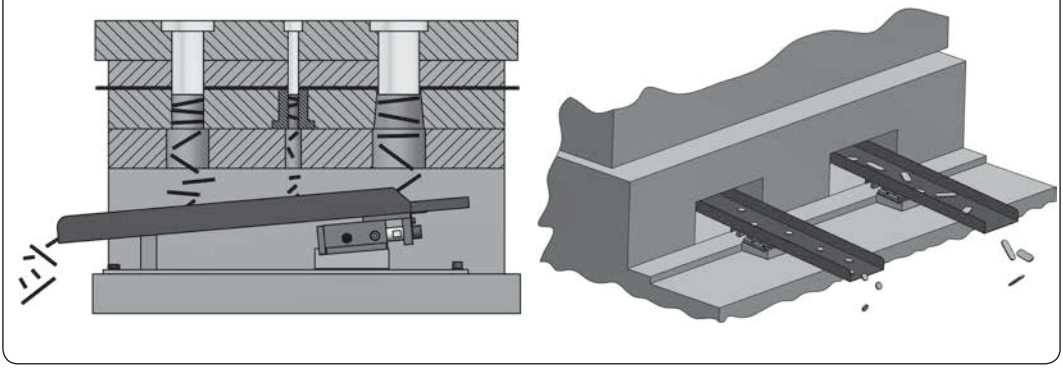

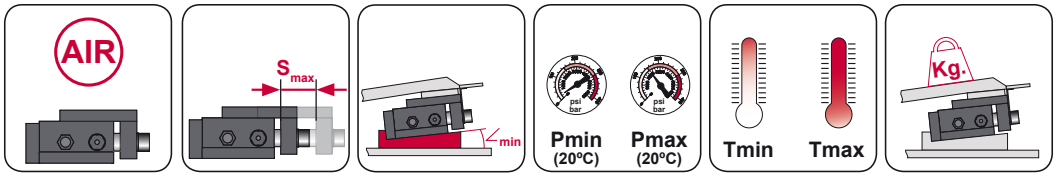

AIR	Smax = 20 mm	∠ min = 6º	bar psi 4 58	bar psi 6 87	ºC ºF 0 32	ºC ºF 60 140	Kg.max = 36 Kg.

AZOL GAS

SP-ER 9

Air Scrap Remover

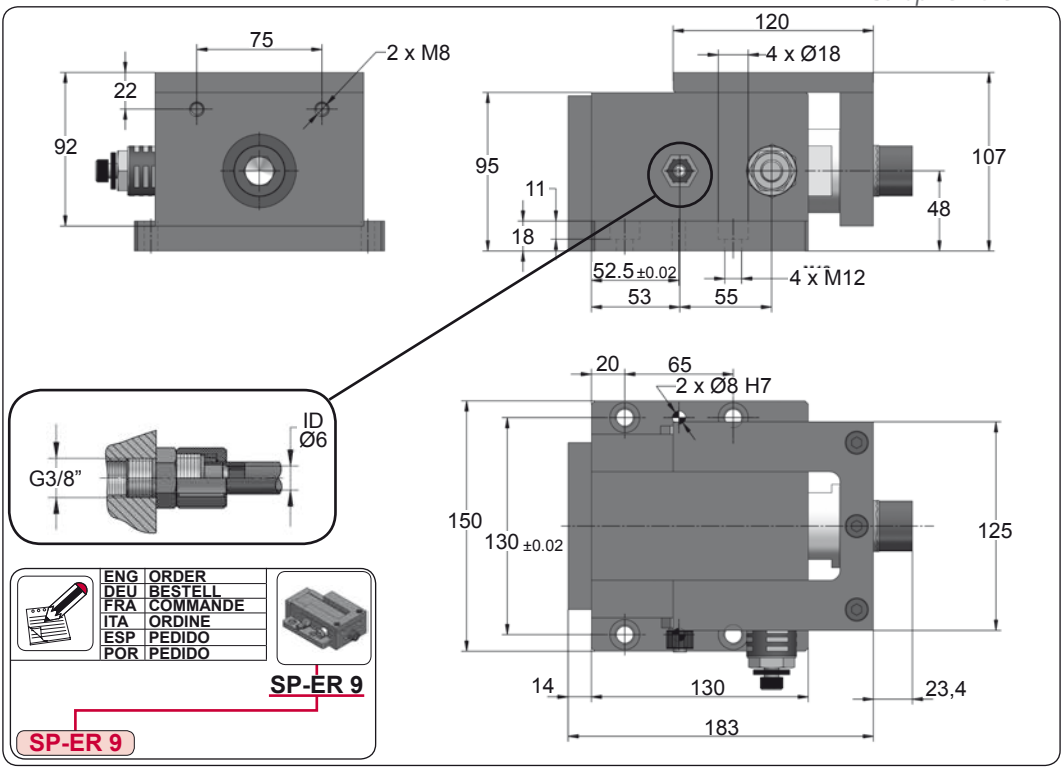

ENG	ORDER
DEU	BESTELL
FRA	COMMANDE
ITA	ORDINE
ESP	PEDIDO
POR	PEDIDO

SP-ER 9

SP-ER 9

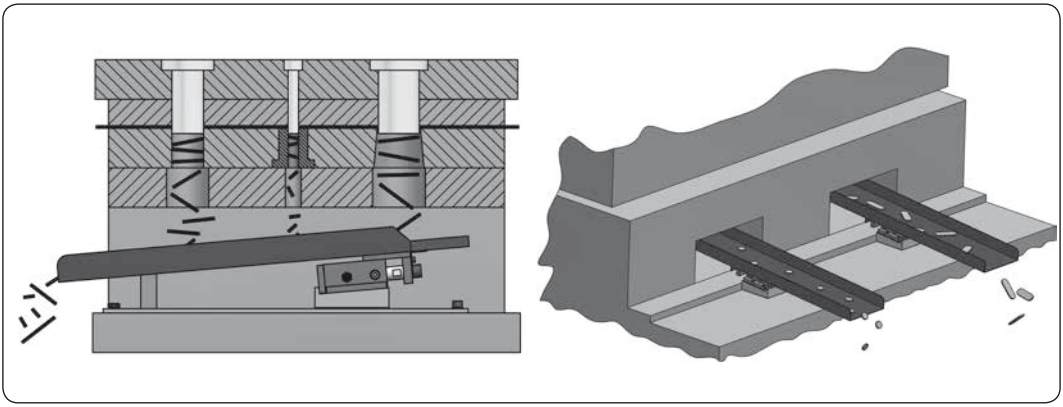

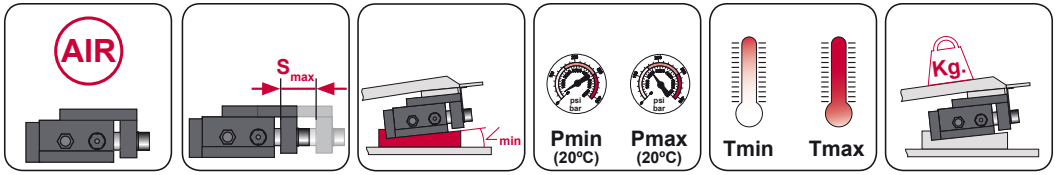

AIR	Smax = 28 mm	∠ min = 6º	bar psi 4 58	bar psi 6 87	ºC ºF 0 32	ºC ºF 60 140	Kg.max = 56 Kg.

AZOL GAS

ACCESSORIES

G1/8”

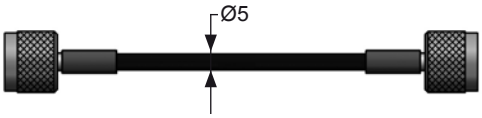

Charge Port G1/8” CNN
Pmax 630 bar
Rmin 20 mm
Tmax 100 ºC

-High vibration applications.
-Compact size.

M8 x 1

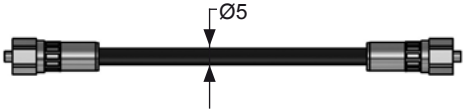

Charge Port M6 CNN
Pmax 400 bar
Rmin 20 mm
Tmax 100 ºC

-M6 charge port gas springs.
-Compact size.

M12 X 1,5

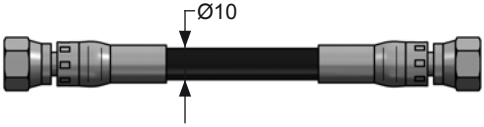

Charge Port G1/8” CNN
Pmax 345 bar
Rmin 40 mm
Tmax 100 ºC

-Larger gas springs.
-High gas flow.

7/16”

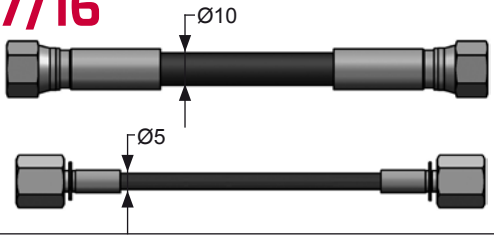

Charge Port G1/8” CNN
Pmax 345 bar
Rmin 40 mm
Tmax 100 ºC

Charge Port G1/8” CNN
Pmax 345 bar
Rmin 20 mm
Tmax 100 ºC

-Standard applications.

9/16”

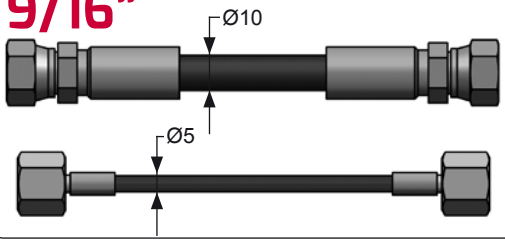

Charge Port G1/8” CNN
Pmax 345 bar
Rmin 40 mm
Tmax 100 ºC

Charge Port G1/8” CNN
Pmax 345 bar
Rmin 20 mm
Tmax 100 ºC

-High vibration applications.

CONNECTION SYSTEMS

AZOL GAS

EXAMPLE 1

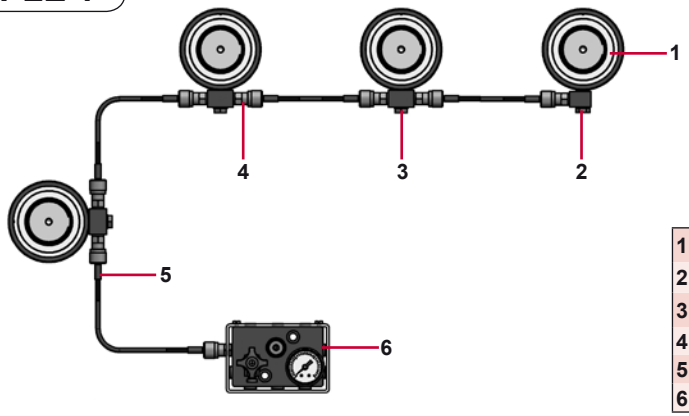

1.-	AG (x4)
2.-	CF 01 24 (x1)
3.-	CF 02 40 (x3)
4.-	SKK 12R 1/8 (x8)
5.-	SGS 12 XXXX (x4)
6.-	600-CP (x1)

EXAMPLE 2

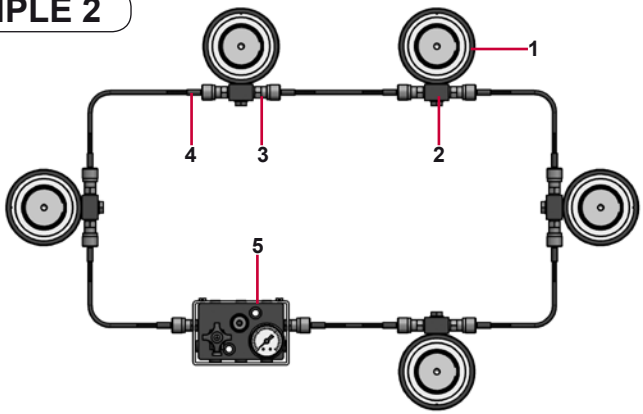

1.-	AG (x5)
2.-	CF 02 (x5)
3.-	SKK 12R 1/8 (x12)
4.-	SGS 12 XXXX (x6)
5.-	600-CP (x1)

EXAMPLE 3

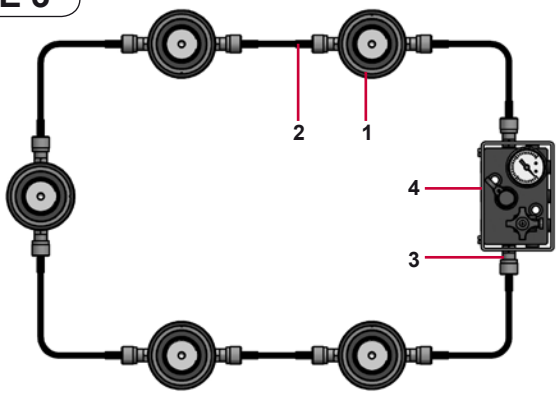

1.-	AGB-H (x5)
2.-	SGS 12 XXXX (x6)
3.-	SKK 12R 1/8 (x12)
4.-	600-CP (x1)

AZOL GAS

CONNECTION SYSTEMS

EXAMPLE 4

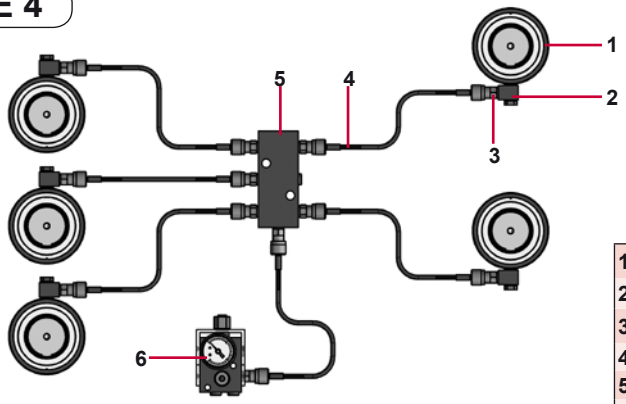

1.-	AG (x5)
2.-	CF 01 24 (x5)
3.-	SKK 12R 1/8 (X12)
4.-	SGS 12 XXXX (x6)
5.-	PLD 6 (x1)
6.-	600-CPRE 01 (x1)

EXAMPLE 5

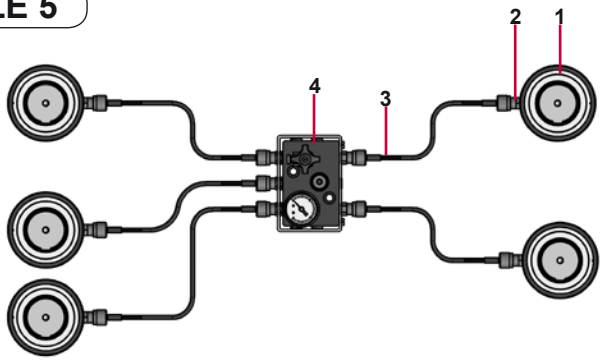

1.-	AG (x5)
2.-	SKK 12R 1/8 (x10)
3.-	SGS 12 XXXX (x5)
4.-	600-CP (x1)

EXAMPLE 6

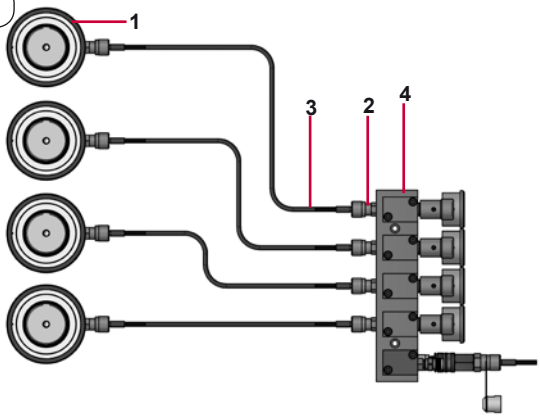

1.-	AG (x4)
2.-	SKK 12R 1/8 (x8)
3.-	SGS 12 XXXX (x4)
4.-	600-CPMC 01 (x1)

HOSE INSTALLATION GUIDELINES

AZOL GAS

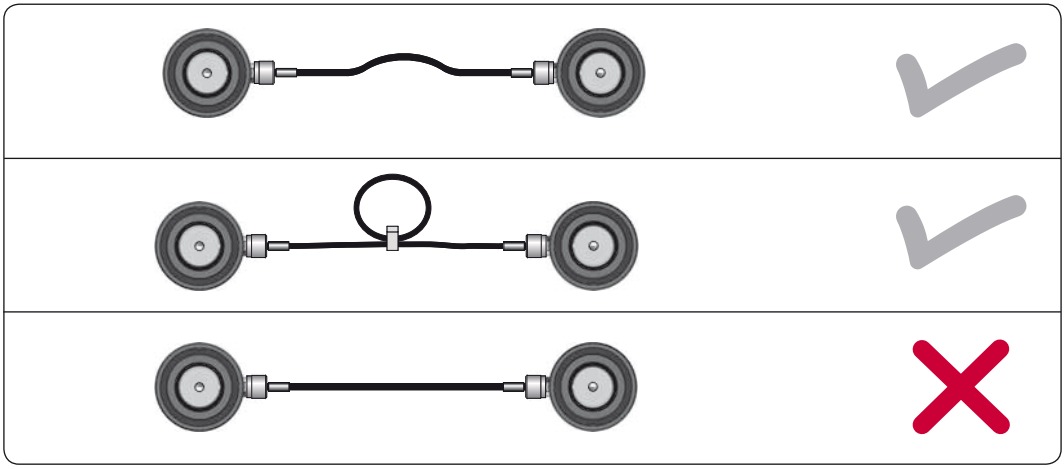

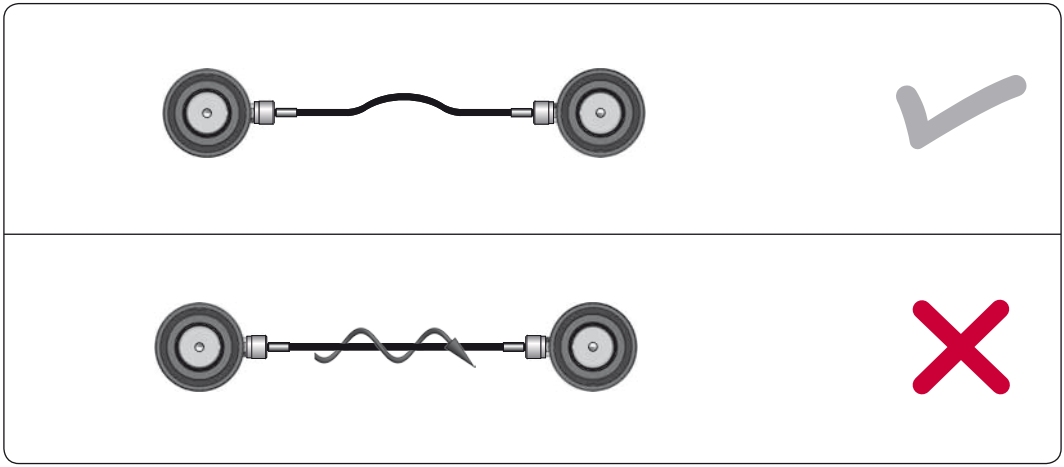

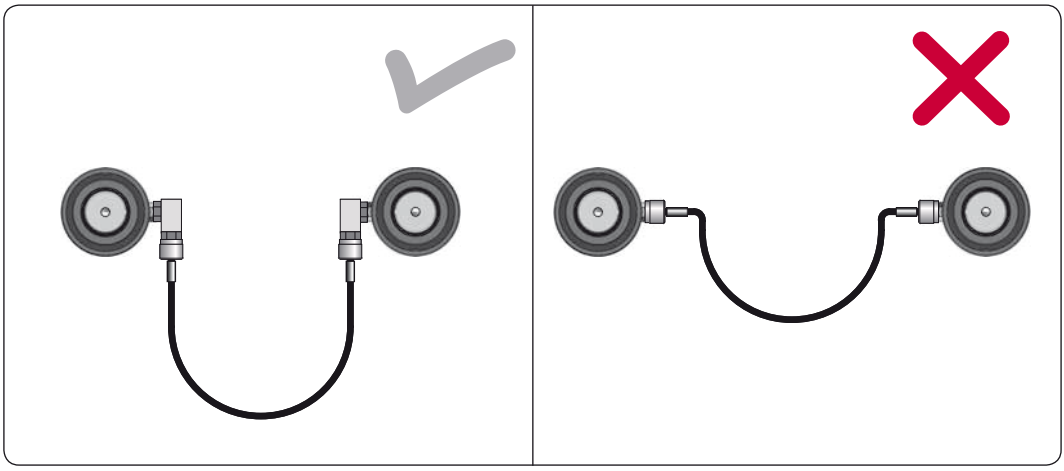

AZOL GAS

HOSE INSTALLATION GUIDELINES

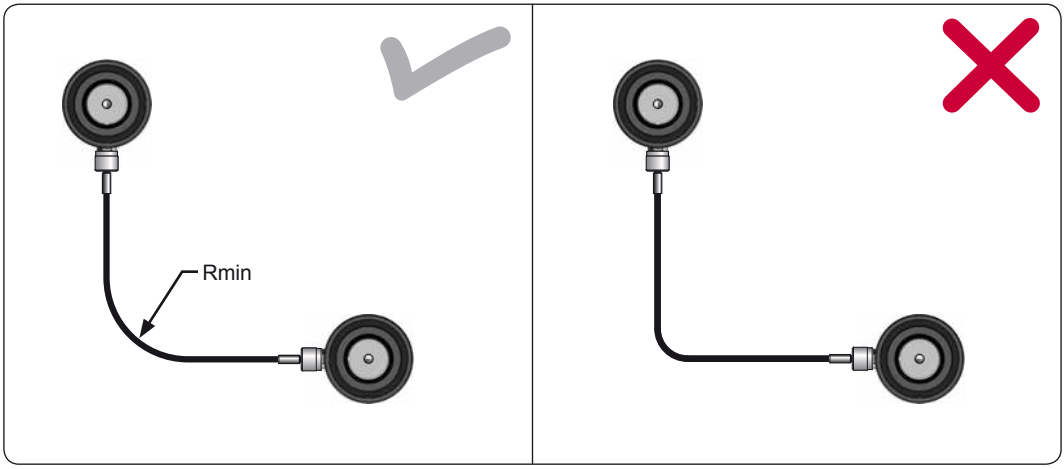

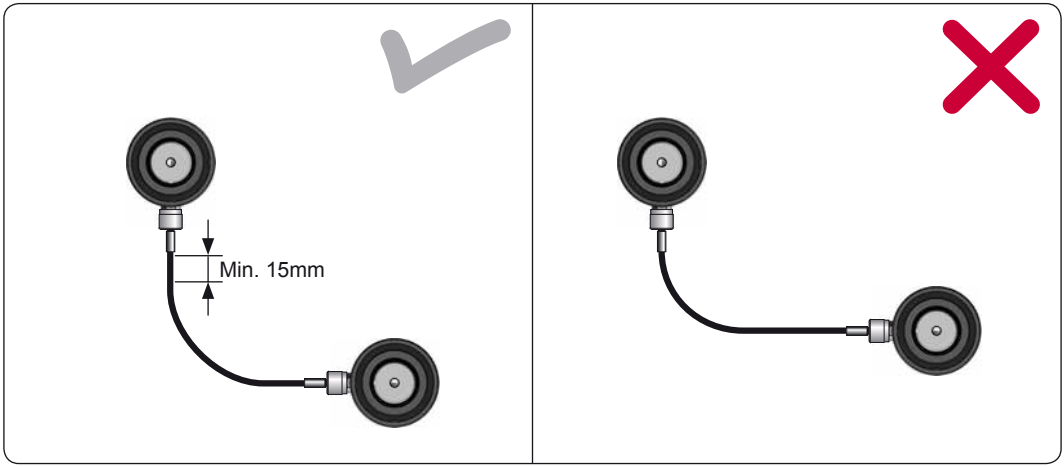

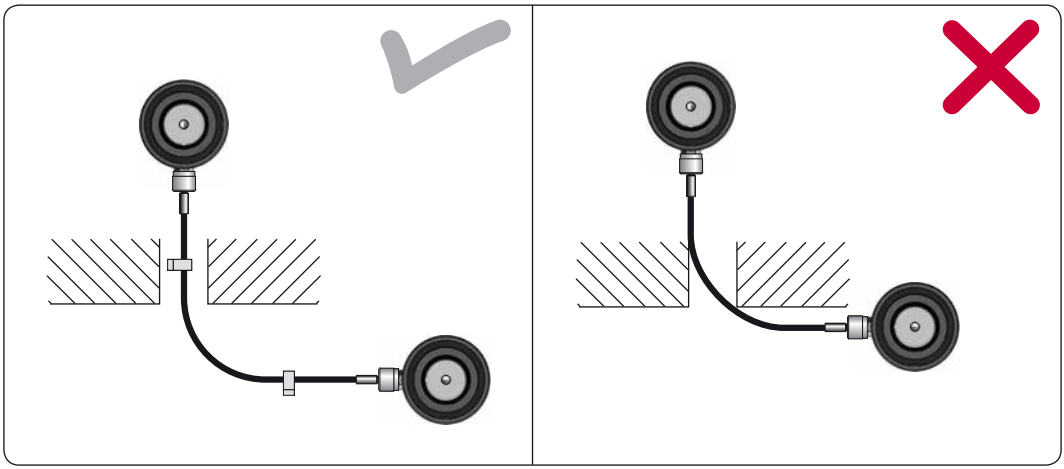

CONTROL PANELS

Accessories

AZOL GAS

600-CPLC _ _

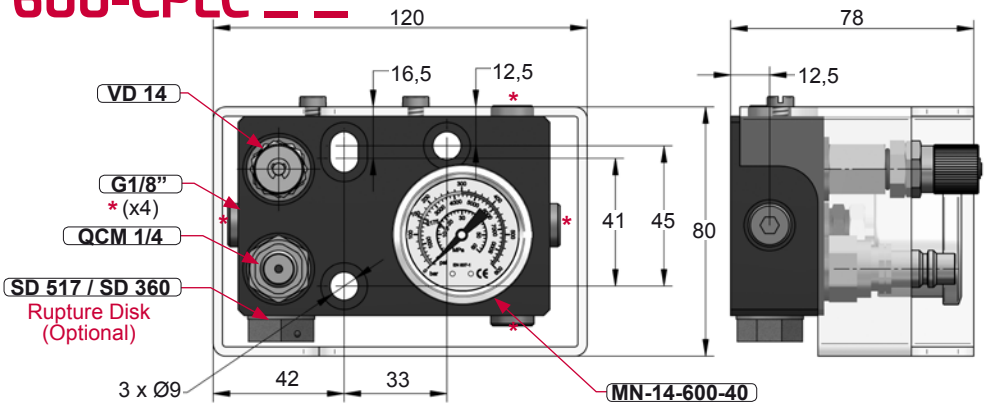



bar	psi
600	8000

bar	psi
517	7500

bar	psi
360	5220

ENG	ORDER
DEU	BESTELL
FRA	COMMANDE
ITA	ORDINE
ESP	PEDIDO
POR	PEDIDO

SD | SD 517 | SD 360

600-CPLC 01

600-CPLC 02

600-CPLC 03

600-CPTO _ _

TOYOTA SMS DHN 3211n

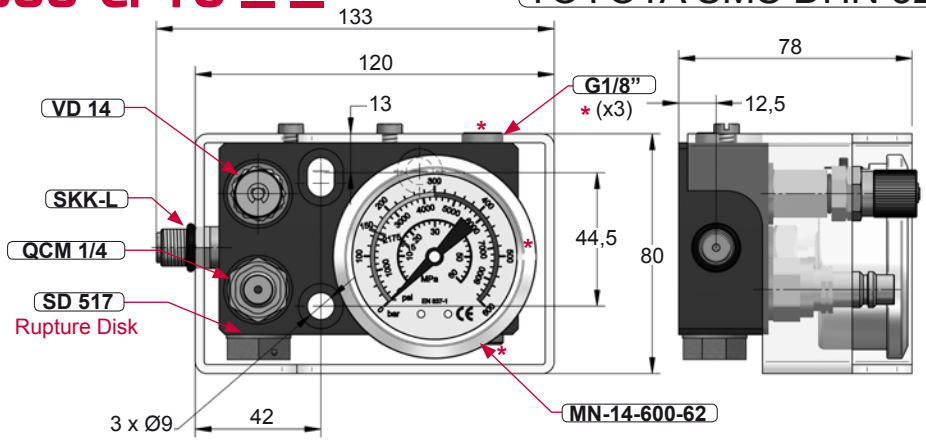





bar	psi
600	8000

bar	psi
517	7500

ENG	ORDER
DEU	BESTELL
FRA	COMMANDE
ITA	ORDINE
ESP	PEDIDO
POR	PEDIDO

SD 517 | SD 517

600-CPTO 01

AZOL GAS

CONTROL PANELS

Accessories

600-CPFI _ _

FIAT A0.14.01

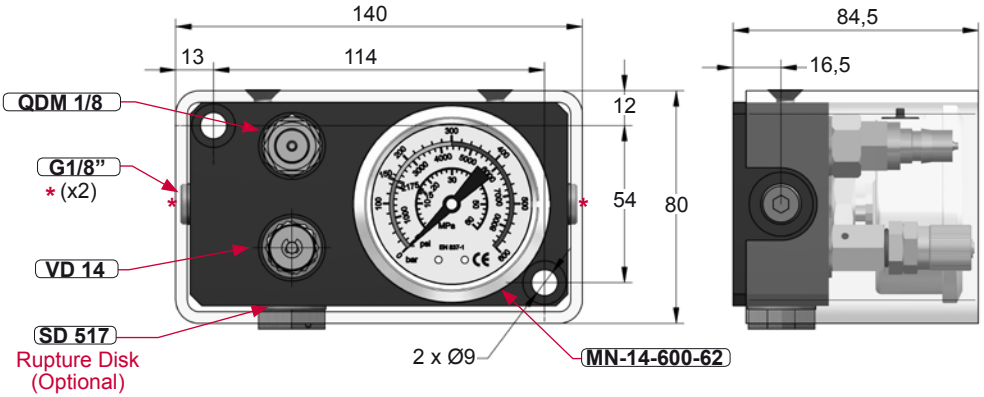



MN-14-600-62

bar	psi
600	8000



SD 517

bar	psi
517	7500

ENG	ORDER
DEU	BESTELL
FRA	COMMANDE
ITA	ORDINE
ESP	PEDIDO
POR	PEDIDO

SD 517 SD 517

600-CPFI 01

600-CPFI 02

600-CPFO _ _

FORD W-DX-35-72

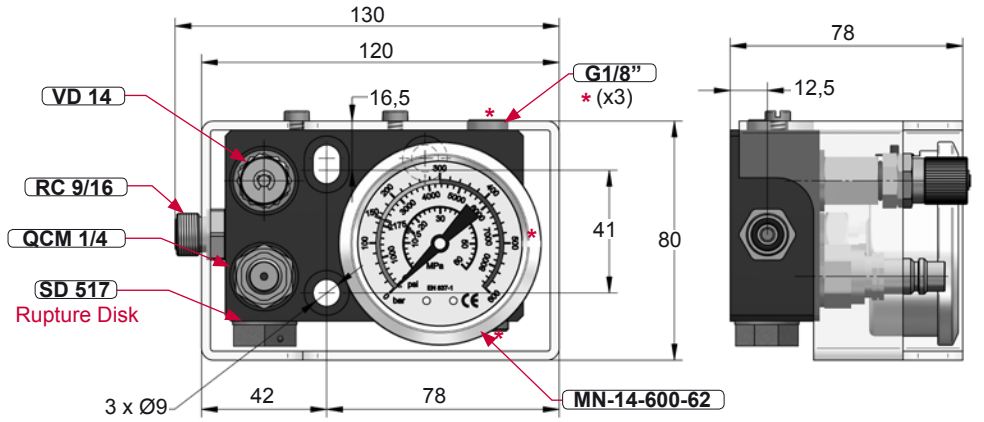



MN-14-600-62

bar	psi
600	8000



SD 517

bar	psi
517	7500

ENG	ORDER
DEU	BESTELL
FRA	COMMANDE
ITA	ORDINE
ESP	PEDIDO
POR	PEDIDO

SD 517 SD 517

600-CPFO 01

CONTROL PANELS

Accessories

AZOL GAS

600-CPM6 _ _ New!

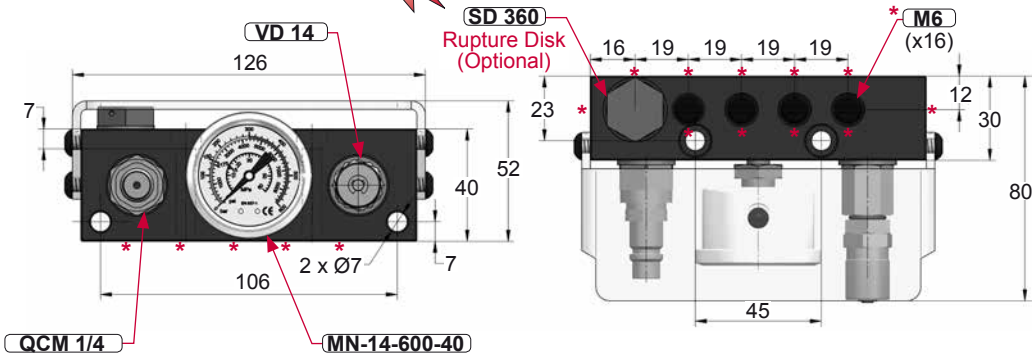

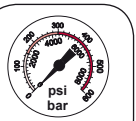

MN-14-600-40

bar	psi
600	8000

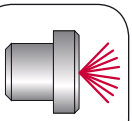

SD 360

bar	psi
360	5220

ENG	ORDER
DEU	BESTELL
FRA	COMMANDE
ITA	ORDINE
ESP	PEDIDO
POR	PEDIDO

SD 360 SD 360

600-CPM6 01

600-CPM6 02

600-CPMC4 _ _ New!

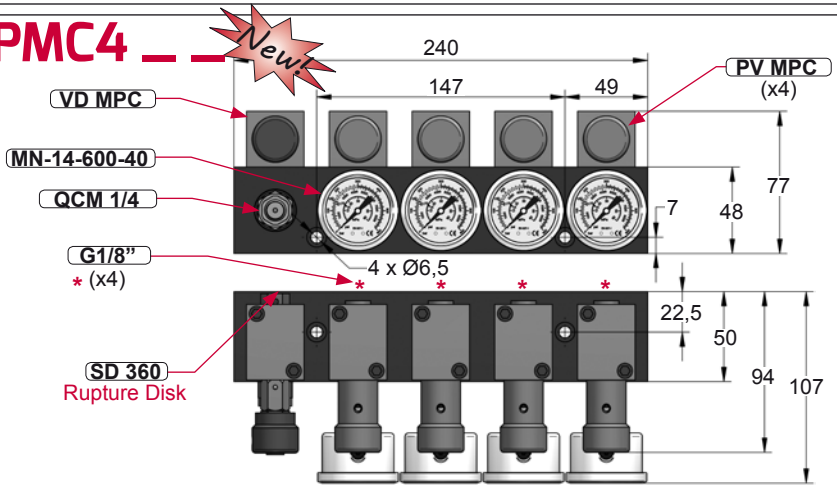

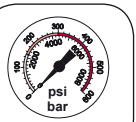

MN-14-600-40

bar	psi
600	8000

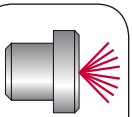

SD 360

bar	psi
360	5220

ENG	ORDER
DEU	BESTELL
FRA	COMMANDE
ITA	ORDINE
ESP	PEDIDO
POR	PEDIDO

SD 360 SD 360

600-CPMC4 01

AZOL GAS

CONTROL PANELS

Accessories

600-CPGM _ _

New!

GM 90.25

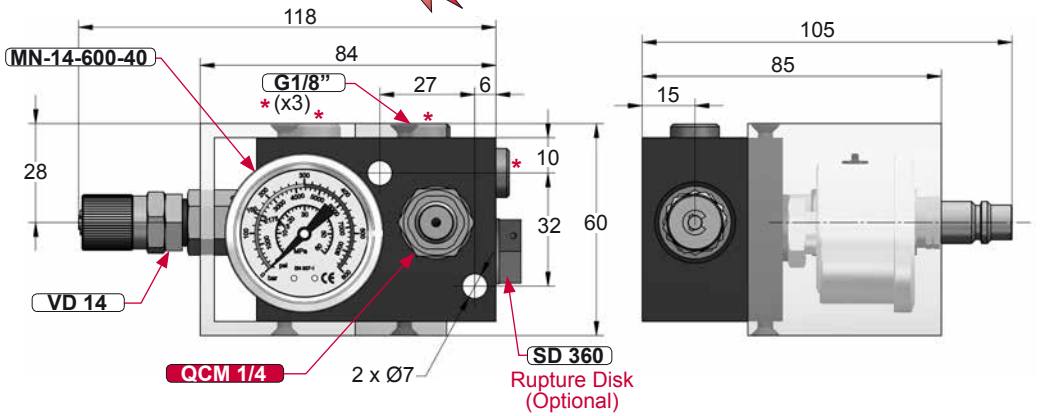



MN-14-600-40

bar	psi
600	8000



SD 360

bar	psi
360	5220

ENG	ORDER
DEU	BESTELL
FRA	COMMANDE
ITA	ORDINE
ESP	PEDIDO
POR	PEDIDO





600-CPGM 01

600-CPGM 02

600-CPRE _ _

New!

RENAULT EM24.54.700

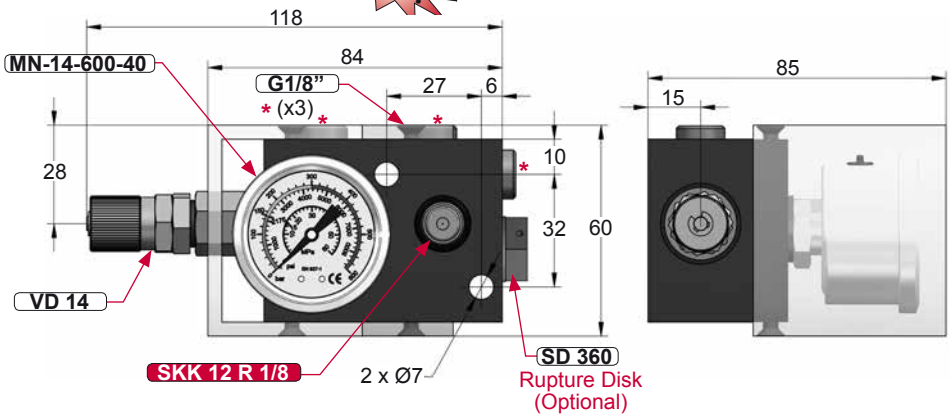



MN-14-600-40

bar	psi
600	8000



SD 360

bar	psi
360	5220

ENG	ORDER
DEU	BESTELL
FRA	COMMANDE
ITA	ORDINE
ESP	PEDIDO
POR	PEDIDO





600-CPRE 01

600-CPRE 02

CONTROL PANELS

Accessories

AZOL GAS

400-CPAZ _ _

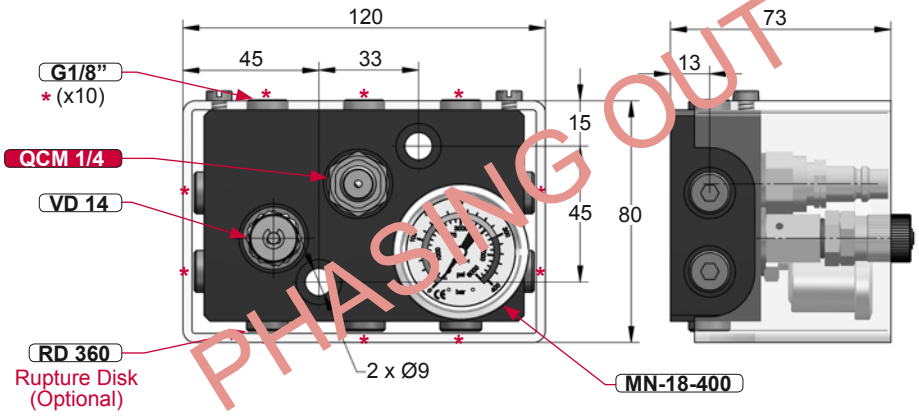



MN-18-400-40

bar	psi
400	6000



RD 360

bar	psi
360	5220

ENG	ORDER
DEU	BESTELL
FRA	COMMANDE
ITA	ORDINE
ESP	PEDIDO
POR	PEDIDO

RD 360 RD 360

400-CPAZ 01

400-CPAZ 02

400-CPAZ _ _

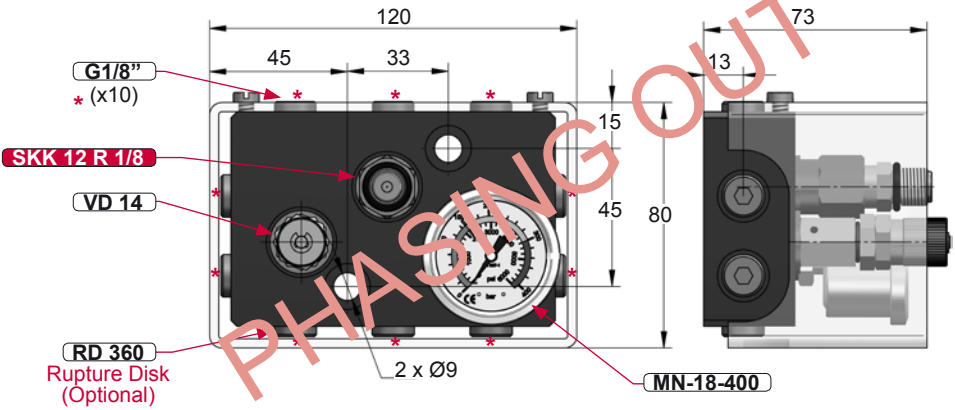



MN-18-400-40

bar	psi
400	6000



RD 360

bar	psi
360	5220

ENG	ORDER
DEU	BESTELL
FRA	COMMANDE
ITA	ORDINE
ESP	PEDIDO
POR	PEDIDO

RD 360 RD 360

400-CPAZ 03

400-CPAZ 04

AZOL GAS

CONTROL PANELS

Accessories

400-CPLC _ _

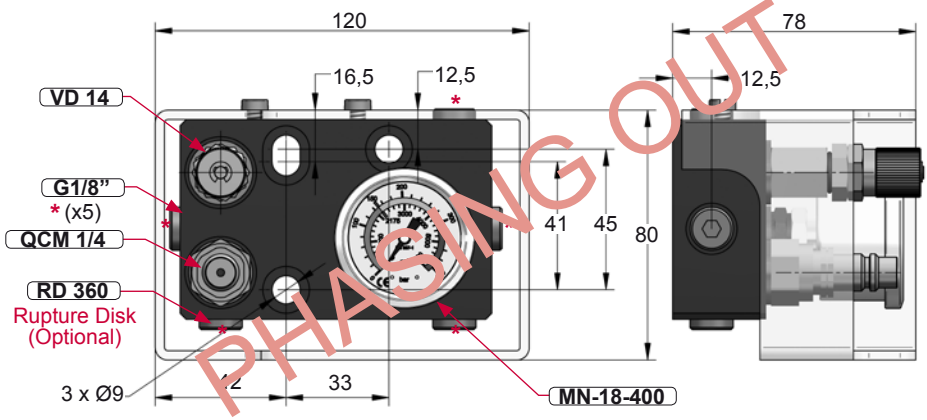

PHASING OUT



MN-18-400-40

bar	psi
400	6000



RD 360

bar	psi
360	5220

ENG	ORDER
DEU	BESTELL
FRA	COMMANDE
ITA	ORDINE
ESP	PEDIDO
POR	PEDIDO





400-CPLC 01

400-CPLC 02

400-CPM6 _ _

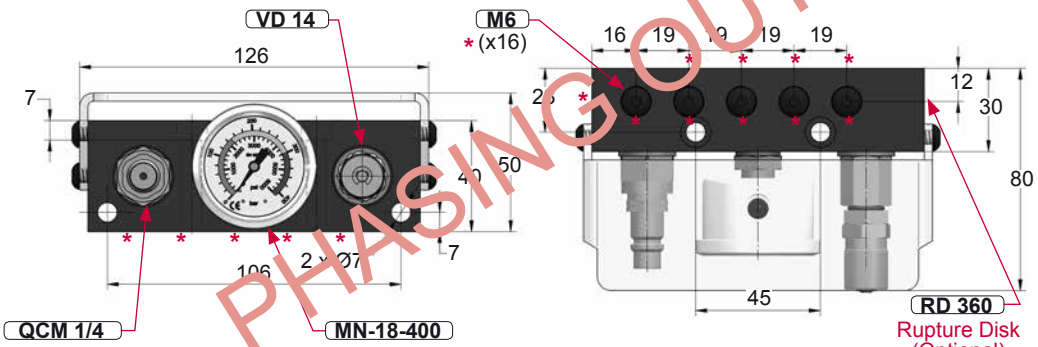

PHASING OUT



MN-18-400-40

bar	psi
400	6000



RD 360

bar	psi
360	5220

ENG	ORDER
DEU	BESTELL
FRA	COMMANDE
ITA	ORDINE
ESP	PEDIDO
POR	PEDIDO





400-CPM6 01

400-CPM6 02

CONTROL PANELS

Accessories

AZOL GAS

QCM 1/4

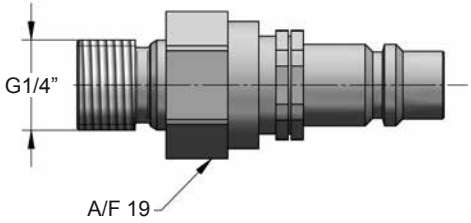

QCF 1/4

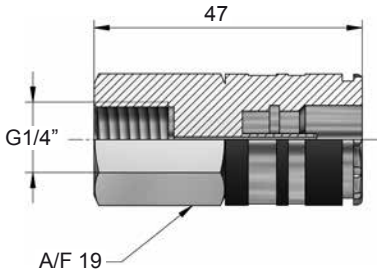

QDM 1/8

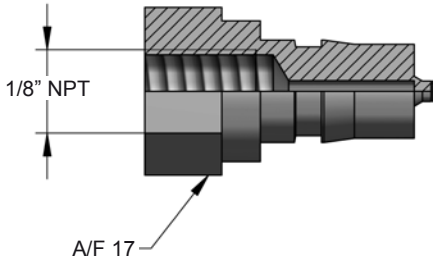

QDF 1/8

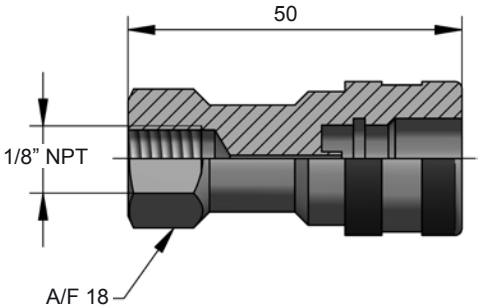

VD 14

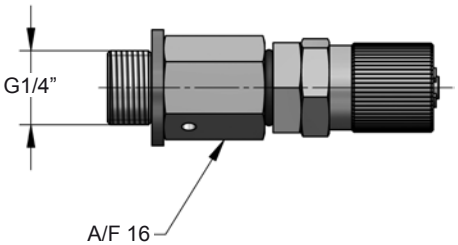

MN-18-400-40

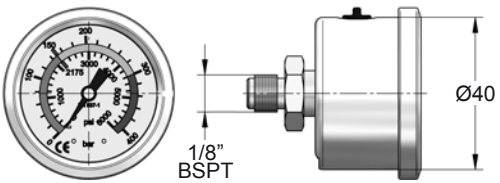

AZOL GAS

CONTROL PANELS

Accessories

MN-14-600-40

New!

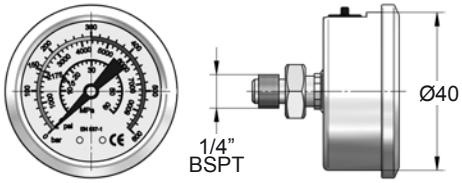

MN-14-600-62

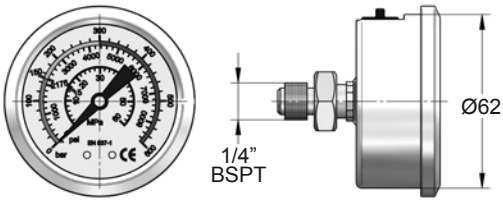

SPS 1/4

RoHS 2002/95/EC

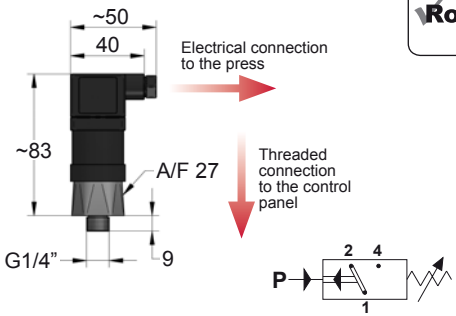

HOW TO ORDER



SPS 1/8

RoHS 2002/95/EC

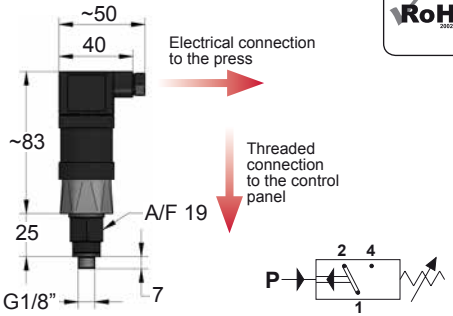

HOW TO ORDER



TECHNICAL DATA

Range:	50 - 200 bar.
Tolerance:	±5 bar a 20 ºC.
Thread:	G1/4" y G1/8"
Tension:	Max. 250 V.
Safey over-pressure:	300 bar.
Working temperature:	-25 ºC to +50 ºC.

If the pressure of the piping circuit drops below a set limit user (optimal minimum operation), the switch sends a signal can be used to either warn or stop mechanism that is associated.

ADVANTAGES

- Compact design.
- Allows automatic control of piping circuits.
- Alert previously avoiding the production of defective parts.
- Increased efficiency in production.

DISTRIBUTION BLOCKS

Accessories

AZOL GAS

PLC M6

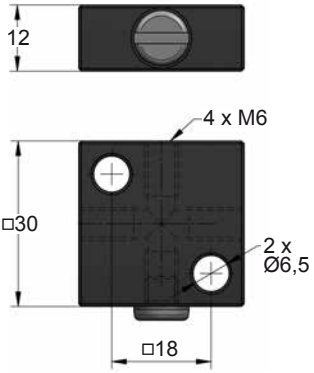

PLR M6

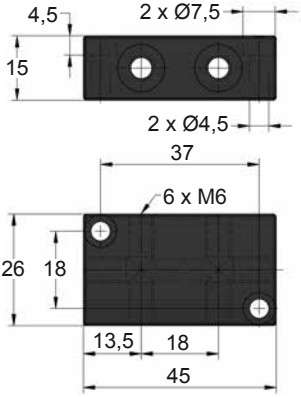

PLH M6

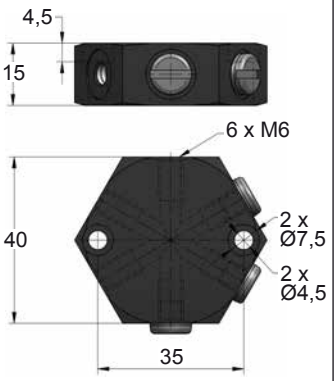

PLD 2

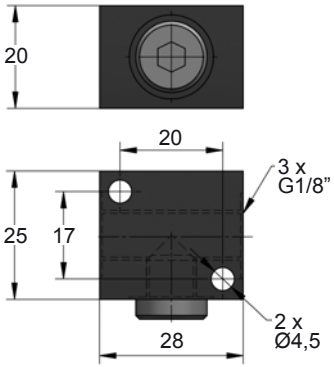

PLF 4

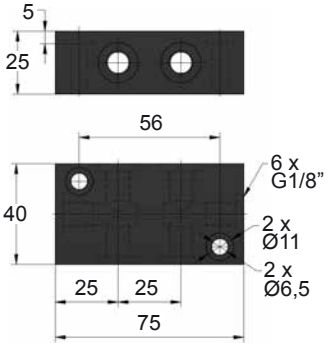

PLF 2

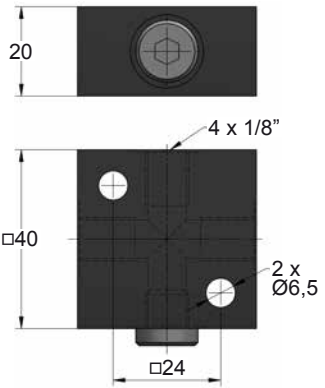

PLD 4

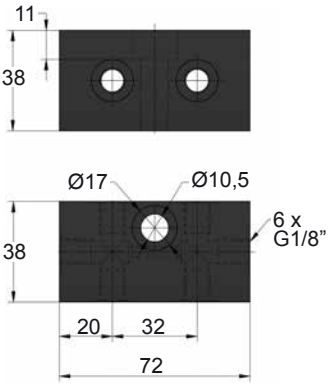

PLH 1/8

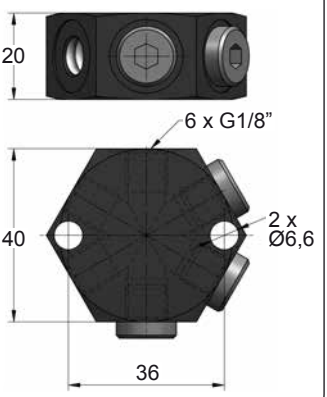

AZOL GAS

DISTRIBUTION BLOCKS

Accessories

PLD 6

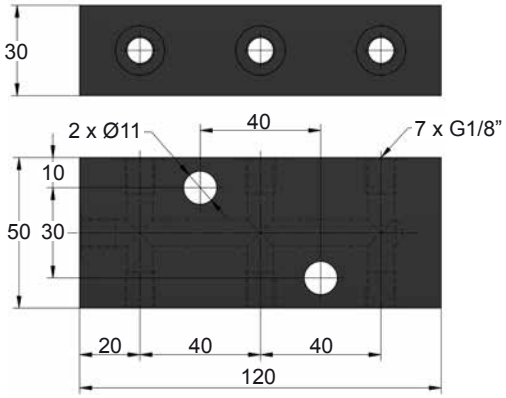

PLD 7

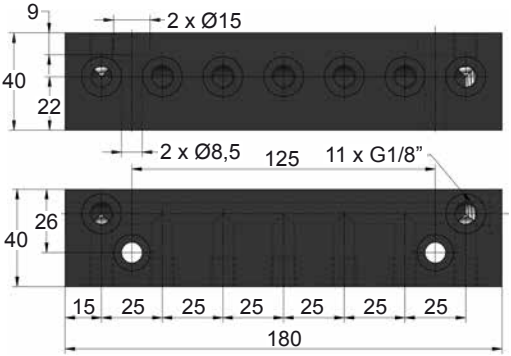

PLD 8

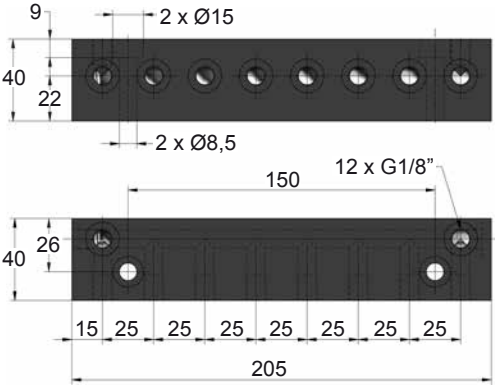

PLF 8

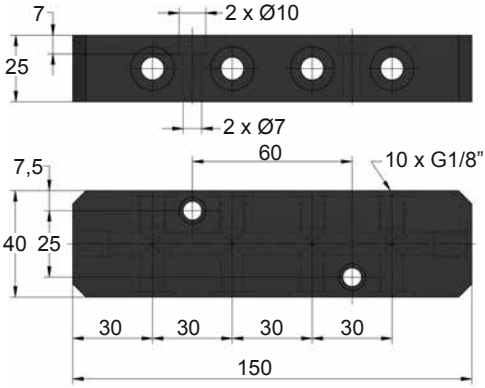

PLK 8

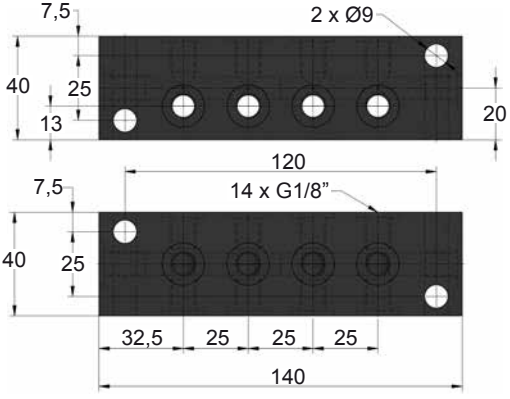

PLD 10

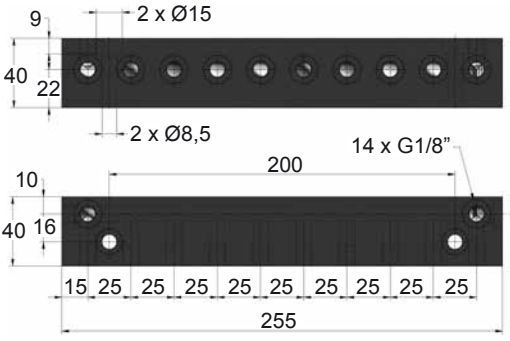

G1/8" MINIMESS

Accessories

AZOL GAS

SGS

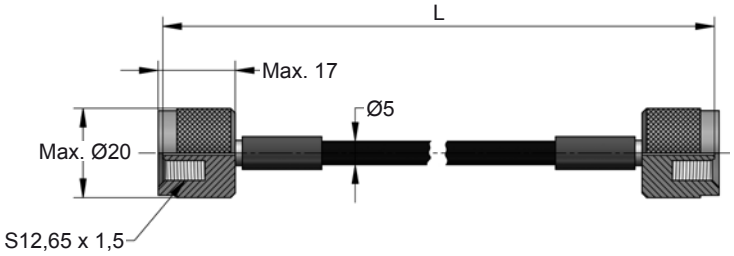

ORDER	L +5 -0 (mm)
SGS 200	200
SGS 300	300
SGS 400	400
SGS 500	500
SGS 630	630
SGS 800	800
SGS 1000	1000
SGS 1200	1200
SGS 1250	1250
SGS 1500	1500
SGS 2000	2000
SGS 2500	2500
SGS 3000	3000

ENG	ORDER
DEU	BESTELL
FRA	COMMANDE
ITA	ORDINE
ESP	PEDIDO
POR	PEDIDO


SGS 200


SGS 200 G

EM.24.54.700
90.25
W-DX35-72
SMS DNH 3217n

RGS

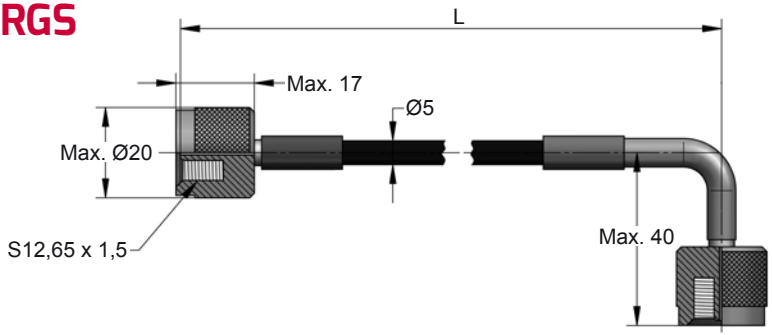

ORDER	L +5 -0 (mm)
RGS 200	200
RGS 300	300
RGS 400	400
RGS 500	500
RGS 630	630
RGS 800	800
RGS 1000	1000
RGS 1200	1200
RGS 1250	1250
RGS 1500	1500
RGS 2000	2000
RGS 2500	2500
RGS 3000	3000

ENG	ORDER
DEU	BESTELL
FRA	COMMANDE
ITA	ORDINE
ESP	PEDIDO
POR	PEDIDO


RGS 200


RGS 200 G

PGS

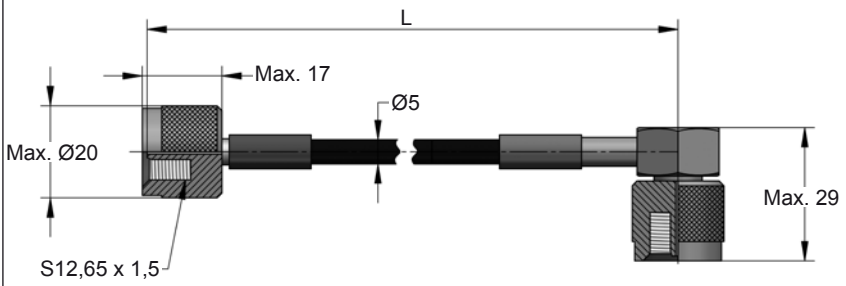

ORDER	L +5 -0 (mm)
PGS 200	200
PGS 300	300
PGS 400	400
PGS 500	500
PGS 630	630
PGS 800	800
PGS 1000	1000
PGS 1200	1200
PGS 1250	1250
PGS 1500	1500
PGS 2000	2000
PGS 2500	2500
PGS 3000	3000

ENG	ORDER
DEU	BESTELL
FRA	COMMANDE
ITA	ORDINE
ESP	PEDIDO
POR	PEDIDO


PGS 200


PGS 200 G

EM.24.54.700
90.25
W-DX35-72
SMS DNH 3217n

AZOL GAS

G1/8" MINIMESS

Accessories

RGR

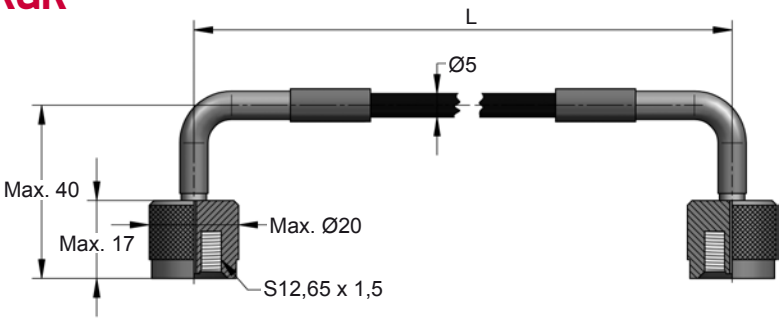

ENG	ORDER
DEU	BESTELL
FRA	COMMANDE
ITA	ORDINE
ESP	PEDIDO
POR	PEDIDO



RGR 200



RGR 200 G

ORDER	L +5 -0 (mm)
RGR 200	200
RGR 300	300
RGR 400	400
RGR 500	500
RGR 630	630
RGR 800	800
RGR 1000	1000
RGR 1200	1200
RGR 1250	1250
RGR 1500	1500
RGR 2000	2000
RGR 2500	2500
RGR 3000	3000

PGP

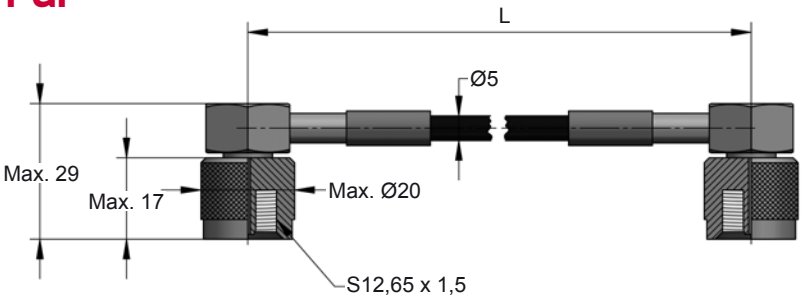

ENG	ORDER
DEU	BESTELL
FRA	COMMANDE
ITA	ORDINE
ESP	PEDIDO
POR	PEDIDO



PGP 200



PGP 200 G

ORDER	L +5 -0 (mm)
PGP 200	200
PGP 300	300
PGP 400	400
PGP 500	500
PGP 630	630
PGP 800	800
PGP 1000	1000
PGP 1200	1200
PGP 1250	1250
PGP 1500	1500
PGP 2000	2000
PGP 2500	2500
PGP 3000	3000

EM.24.54.700
90.25
W-DX35-72
SMS DNH 3217n

GST

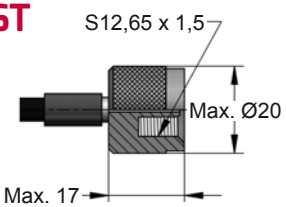

GPT

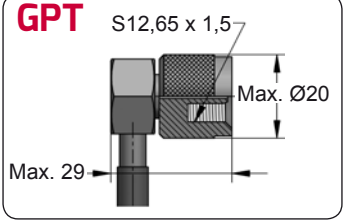

GRT

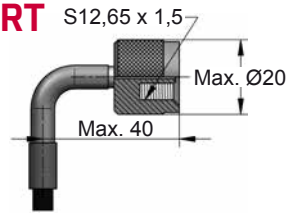

GF 02



Pmax 630 bar

Tmax 100 ºC

Rmin 20 mm

RBP 5

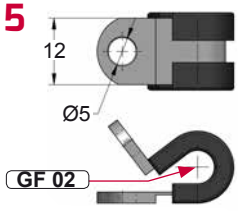

CM 1/8

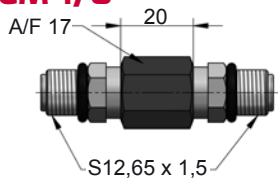

G1/8” MINIMESS

Accessories

AZOL GAS

SKK 12R 1/8

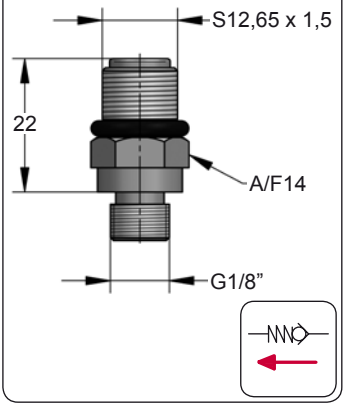

SKK L

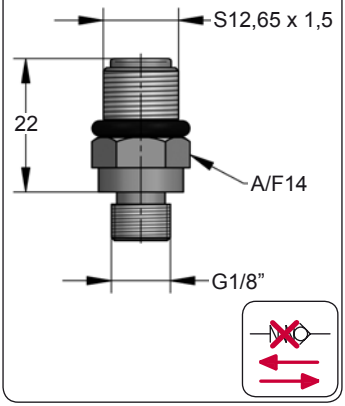

SKK 12R 1/4

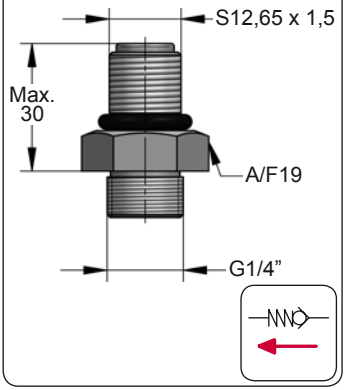

CF 01 24

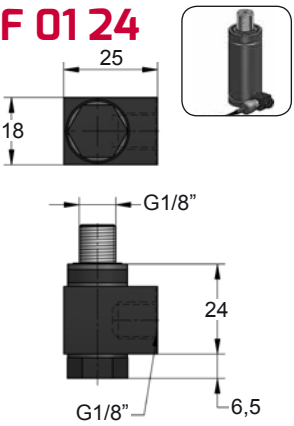

CF 01 38

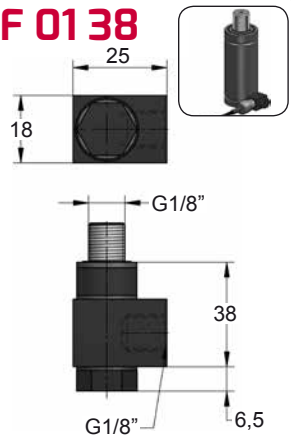

CF 01 48

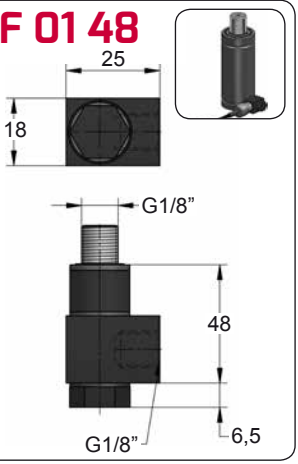

CF 02 26

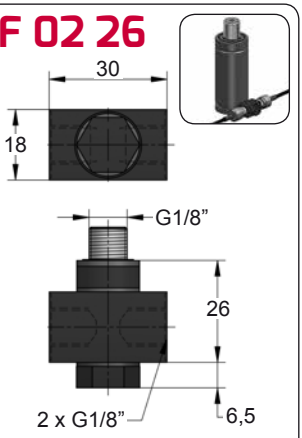

CF 02 40

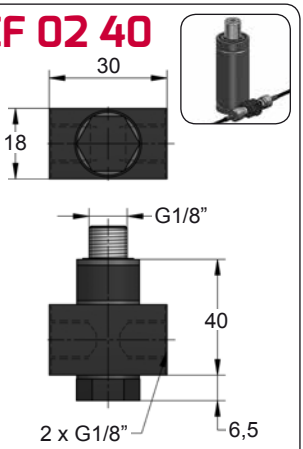

CF 02 50

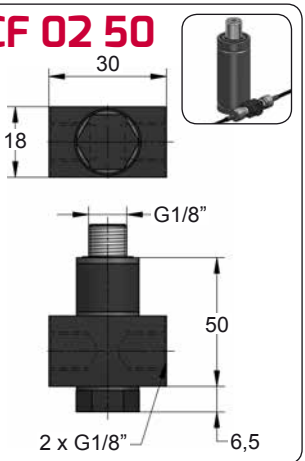

AZOL GAS

G1/8" MINIMESS

Accessories

CF 03 34



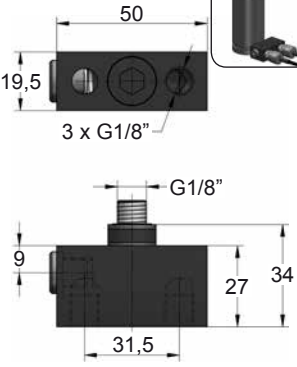

CF 03 48



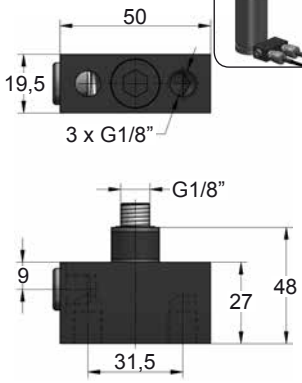

CF 03 55



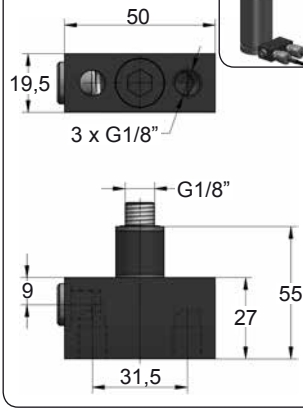

CF 04 26



CF 04 40



CF 04 50



CF 05 27



CF 05 41



CF 05 48



M8 x 1

Accessories

AZOL GAS

BK

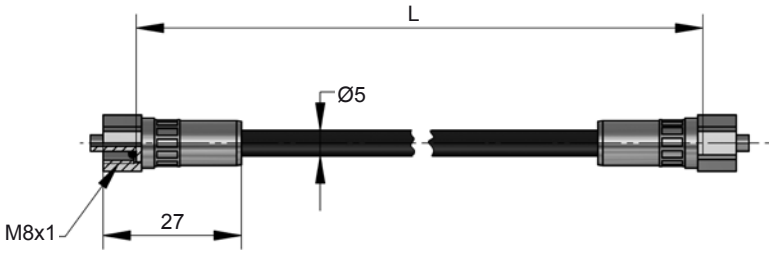

ORDER	L +5 -0 (mm)
BK 200	200
BK 300	300
BK 400	400
BK 500	500
BK 630	630
BK 800	800
BK 1000	1000
BK 1200	1200
BK 1250	1250
BK 1500	1500
BK 2000	2000
BK 2500	2500
BK 3000	3000

ENG	ORDER
DEU	BESTELL
FRA	COMMANDE
ITA	ORDINE
ESP	PEDIDO
POR	PEDIDO



BK 200



BK 200 G

BKRT

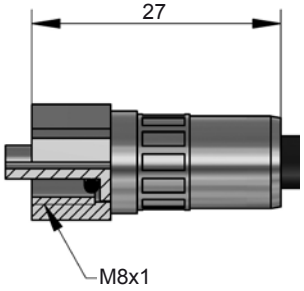

GF 02





Pmax 400 bar

Tmax 100 ºC



20 mm

RBP 5

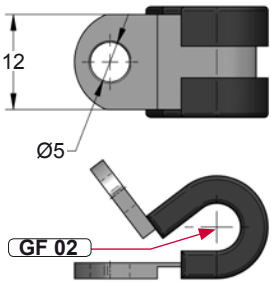

AZOL GAS

M8 x 1
Accessories

KRM6



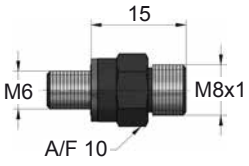

KRM8



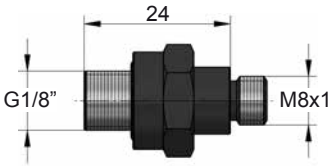

18 MS 1

New!



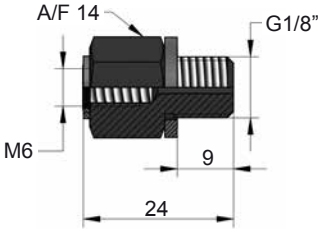

90 BK



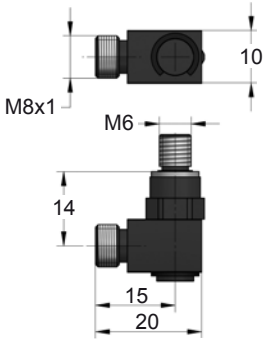

TE BK



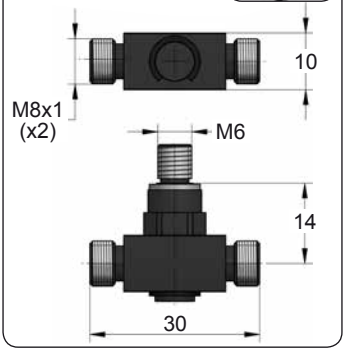

KRMK



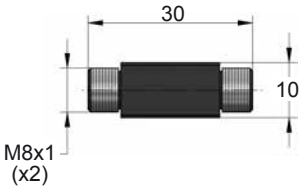

KCMK



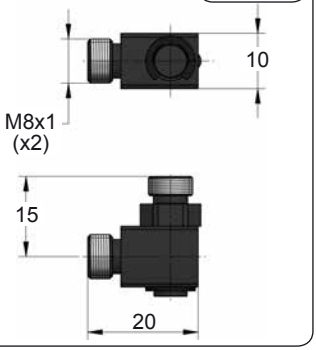

KTMK



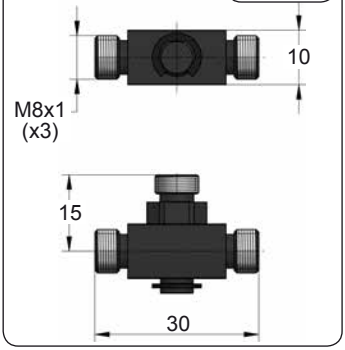

M12 x 1,5

Accessories

AZOL GAS

TNRR

New!

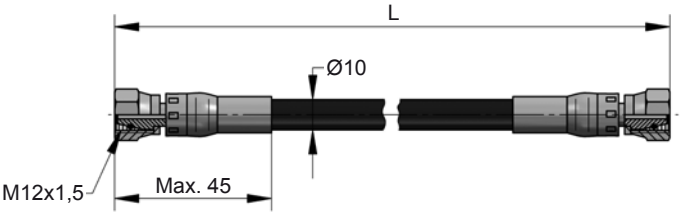

ORDER	L +5 -0 (mm)
TNRR 200	200
TNRR 300	300
TNRR 400	400
TNRR 500	500
TNRR 630	630
TNRR 800	800
TNRR 1000	1000
TNRR 1200	1200
TNRR 1250	1250
TNRR 1500	1500
TNRR 2000	2000
TNRR 2500	2500
TNRR 3000	3000

ENG	ORDER
DEU	BESTELL
FRA	COMMANDE
ITA	ORDINE
ESP	PEDIDO
POR	PEDIDO



TNRR 200

TNRL

New!

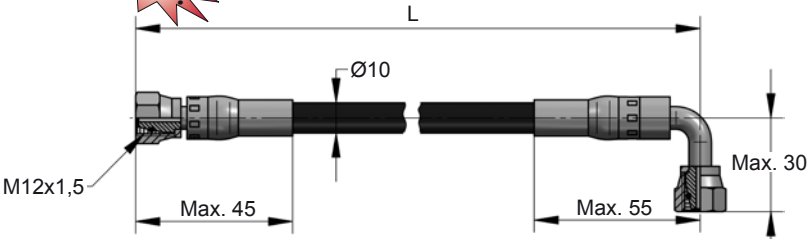

ORDER	L +5 -0 (mm)
TNRL 200	200
TNRL 300	300
TNRL 400	400
TNRL 500	500
TNRL 630	630
TNRL 800	800
TNRL 1000	1000
TNRL 1200	1200
TNRL 1250	1250
TNRL 1500	1500
TNRL 2000	2000
TNRL 2500	2500
TNRL 3000	3000

ENG	ORDER
DEU	BESTELL
FRA	COMMANDE
ITA	ORDINE
ESP	PEDIDO
POR	PEDIDO



TNRL 200

TNLL

New!

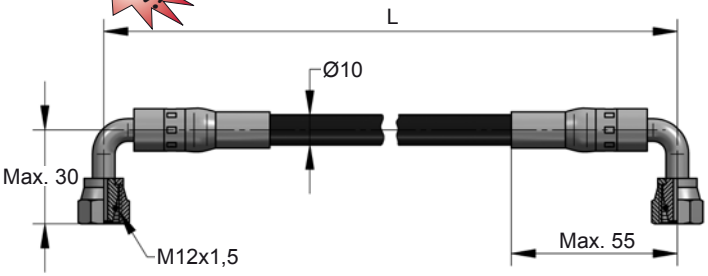

ORDER	L +5 -0 (mm)
TNLL 200	200
TNLL 300	300
TNLL 400	400
TNLL 500	500
TNLL 630	630
TNLL 800	800
TNLL 1000	1000
TNLL 1200	1200
TNLL 1250	1250
TNLL 1500	1500
TNLL 2000	2000
TNLL 2500	2500
TNLL 3000	3000

ENG	ORDER
DEU	BESTELL
FRA	COMMANDE
ITA	ORDINE
ESP	PEDIDO
POR	PEDIDO



TNLL 200

AZOL GAS

M12 x 1,5

Accessories

TNRC

New!

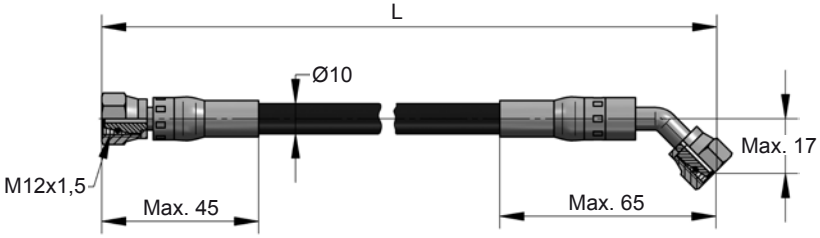

ORDER	L^{+5}_{-0} (mm)
TNRC 200	200
TNRC 300	300
TNRC 400	400
TNRC 500	500
TNRC 630	630
TNRC 800	800
TNRC 1000	1000
TNRC 1200	1200
TNRC 1250	1250
TNRC 1500	1500
TNRC 2000	2000
TNRC 2500	2500
TNRC 3000	3000

ENG	ORDER
DEU	BESTELL
FRA	COMMANDE
ITA	ORDINE
ESP	PEDIDO
POR	PEDIDO



TNRC 200

TNCC

New!

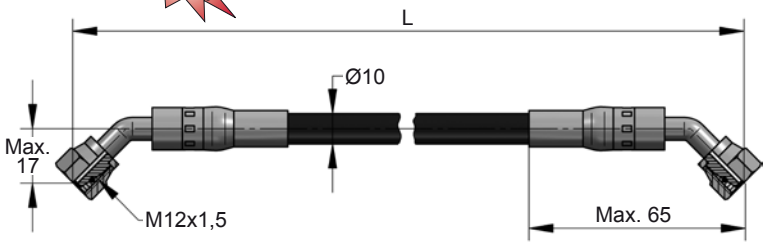

ORDER	L^{+5}_{-0} (mm)
TNCC 200	200
TNCC 300	300
TNCC 400	400
TNCC 500	500
TNCC 630	630
TNCC 800	800
TNCC 1000	1000
TNCC 1200	1200
TNCC 1250	1250
TNCC 1500	1500
TNCC 2000	2000
TNCC 2500	2500
TNCC 3000	3000

ENG	ORDER
DEU	BESTELL
FRA	COMMANDE
ITA	ORDINE
ESP	PEDIDO
POR	PEDIDO



TNCC 200

TNLC

New!

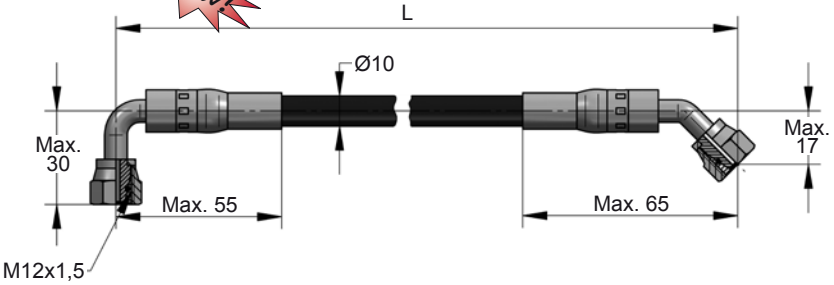

ORDER	L^{+5}_{-0} (mm)
TNLC 200	200
TNLC 300	300
TNLC 400	400
TNLC 500	500
TNLC 630	630
TNLC 800	800
TNLC 1000	1000
TNLC 1200	1200
TNLC 1250	1250
TNLC 1500	1500
TNLC 2000	2000
TNLC 2500	2500
TNLC 3000	3000

ENG	ORDER
DEU	BESTELL
FRA	COMMANDE
ITA	ORDINE
ESP	PEDIDO
POR	PEDIDO



TNLC 200

M12 x 1,5

Accessories

AZOL GAS

TNRT

New!

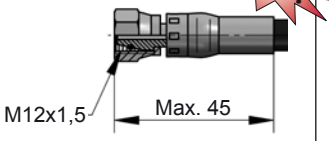

TNLT

New!

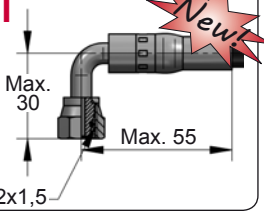

TNCT

New!

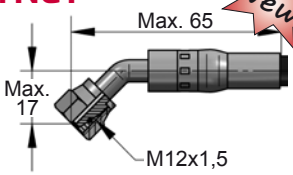

GF 05



Pmax	Tmax	Rmin
345 bar	100 °C	40 mm

RBP 10

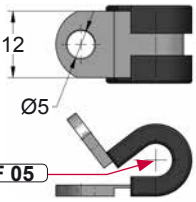

DRM8

New!

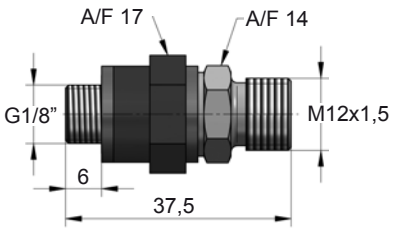

DRM4

New!

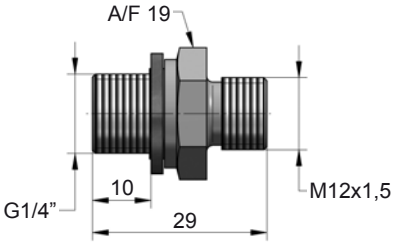

DLFD

New!

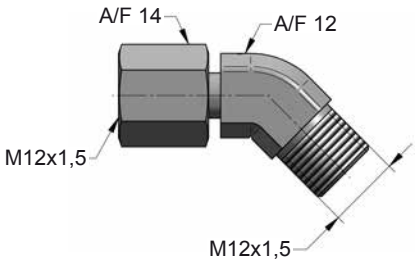

DCFD

New!

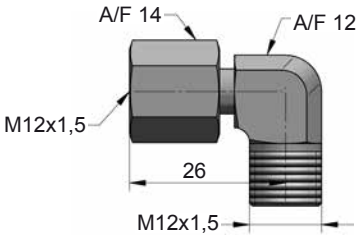

AZOL GAS

M12 x 1,5

Accessories

DWFD

New!

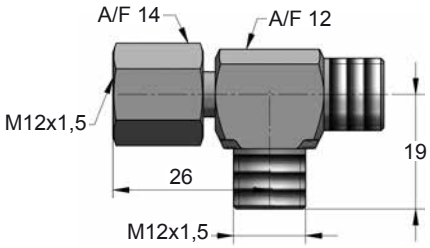

DTFD

New!

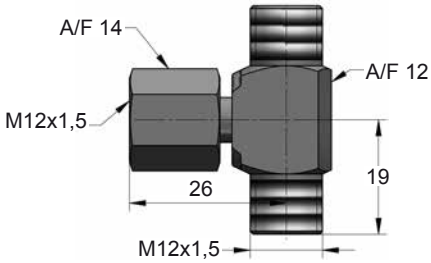

DIMD

New!

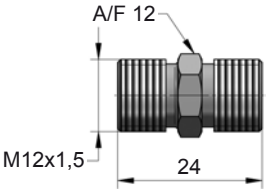

DCMD

New!

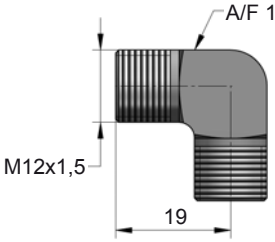

DTMD

New!

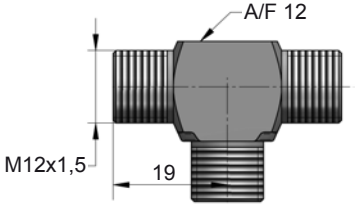

DXMD

New!

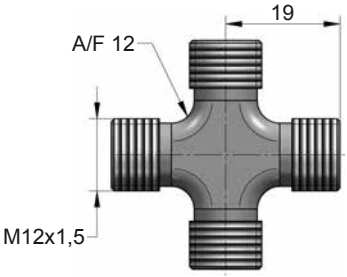

7/16" UNF

Accessories

AZOL GAS

TFRR

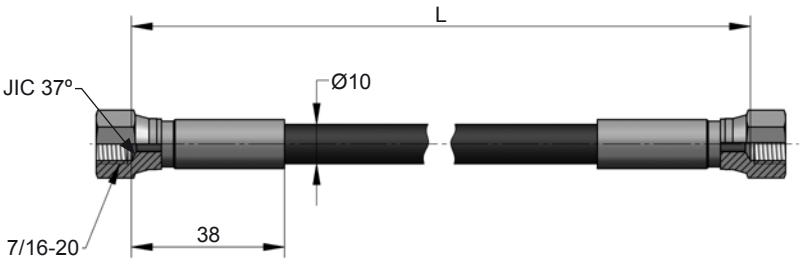

ENG	ORDER
DEU	BESTELL
FRA	COMMANDE
ITA	ORDINE
ESP	PEDIDO
POR	PEDIDO



TFRR 200

ORDER	L +5 -0 (mm)
TFRR 200	200
TFRR 300	300
TFRR 400	400
TFRR 500	500
TFRR 630	630
TFRR 800	800
TFRR 1000	1000
TFRR 1200	1200
TFRR 1250	1250
TFRR 1500	1500
TFRR 2000	2000
TFRR 2500	2500
TFRR 3000	3000

TFRL

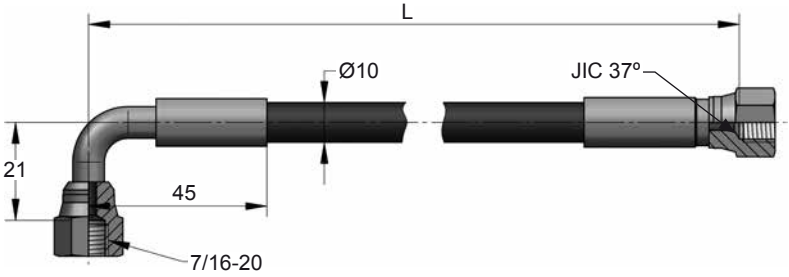

ENG	ORDER
DEU	BESTELL
FRA	COMMANDE
ITA	ORDINE
ESP	PEDIDO
POR	PEDIDO



TFRL 200

ORDER	L +5 -0 (mm)
TFRL 200	200
TFRL 300	300
TFRL 400	400
TFRL 500	500
TFRL 630	630
TFRL 800	800
TFRL 1000	1000
TFRL 1200	1200
TFRL 1250	1250
TFRL 1500	1500
TFRL 2000	2000
TFRL 2500	2500
TFRL 3000	3000

TFLL

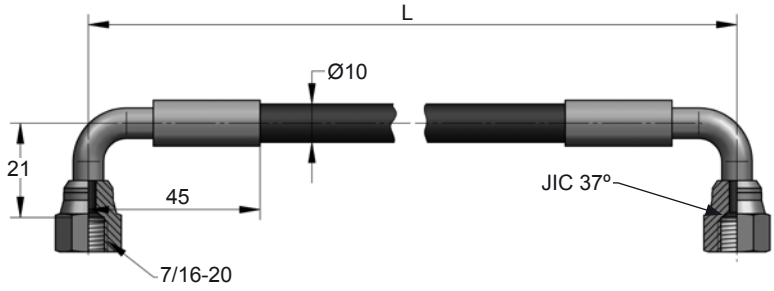

ENG	ORDER
DEU	BESTELL
FRA	COMMANDE
ITA	ORDINE
ESP	PEDIDO
POR	PEDIDO



TFLL 200

ORDER	L +5 -0 (mm)
TFLL 200	200
TFLL 300	300
TFLL 400	400
TFLL 500	500
TFLL 630	630
TFLL 800	800
TFLL 1000	1000
TFLL 1200	1200
TFLL 1250	1250
TFLL 1500	1500
TFLL 2000	2000
TFLL 2500	2500
TFLL 3000	3000

AZOL GAS

7/16" UNF

Accessories

TFRT

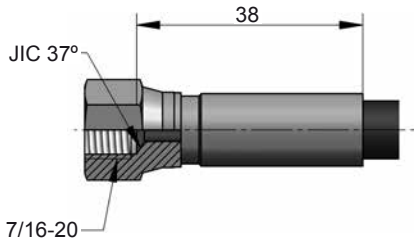

TFLT

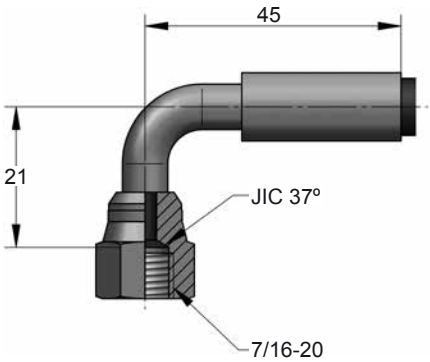

GF 05





Pmax	Tmax	Rmin
345 bar	100 ºC	40 mm

RBP 10

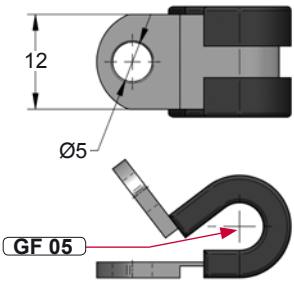

7/16” UNF MINIMESS

Accessories

AZOL GAS

SMRR

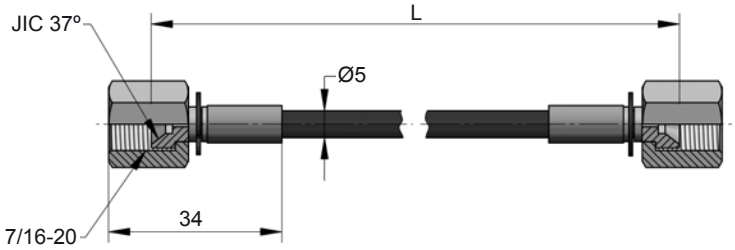

ORDER	L^{+5}_{-0} (mm)
SMRR 200	200
SMRR 300	300
SMRR 400	400
SMRR 500	500
SMRR 630	630
SMRR 800	800
SMRR 1000	1000
SMRR 1200	1200
SMRR 1250	1250
SMRR 1500	1500
SMRR 2000	2000
SMRR 2500	2500
SMRR 3000	3000

ENG	ORDER
DEU	BESTELL
FRA	COMMANDE
ITA	ORDINE
ESP	PEDIDO
POR	PEDIDO



SMRR 200



SMRR 200 G

AZOL GAS

7/16" UNF MINIMESS

Accessories

SMRT

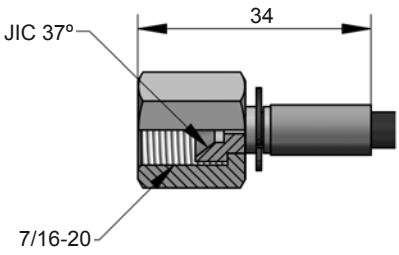

GF 02

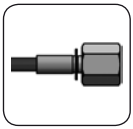



Pmax 345 bar | Tmax 100 ºC | Rmin 20 mm

RBP 5

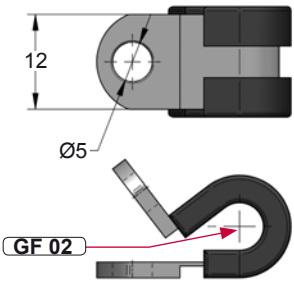

7/16” UNF

Accessories

AZOL GAS

7RM8

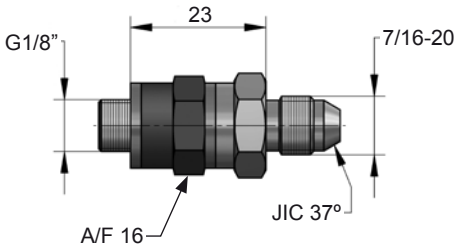

7CM8

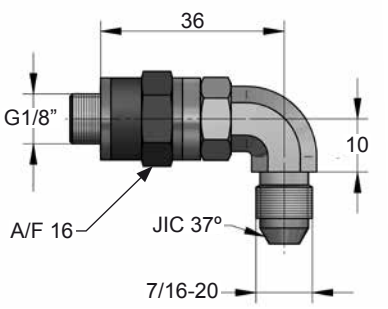

7EM8

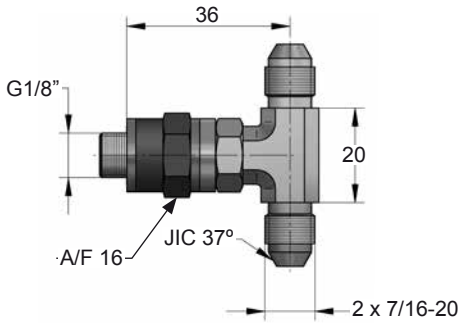

7LM8

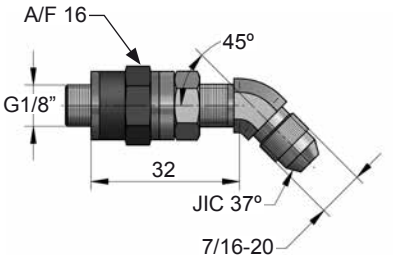

7TL8

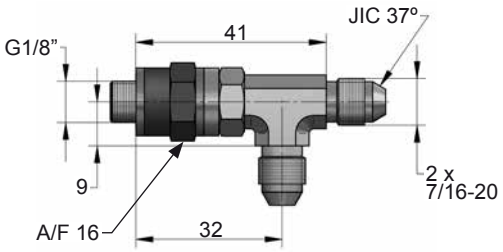

7TM7

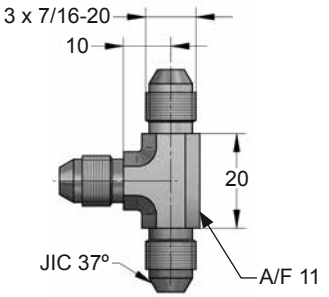

AZOL GAS

7/16" UNF

Accessories

7IM7

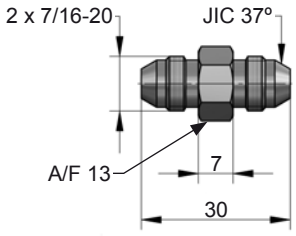

7NM7

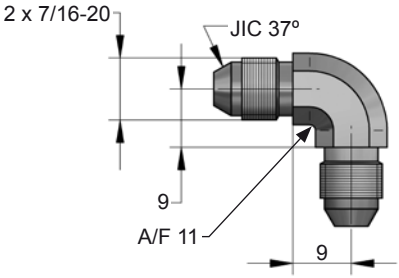

7XM7

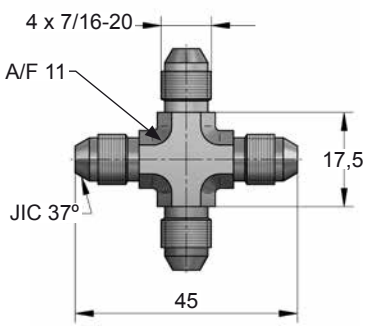

7CF7

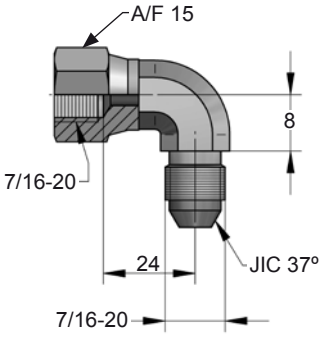

7TF7

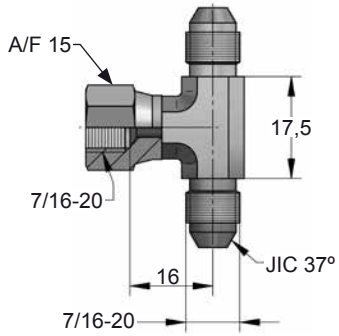

7WF7

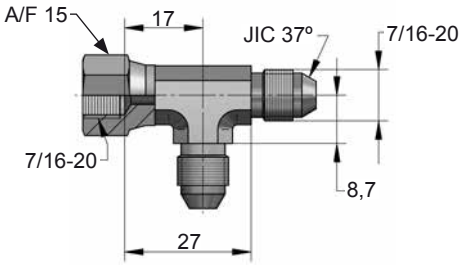

9/16" UNF

Accessories

AZOL GAS

MCRR

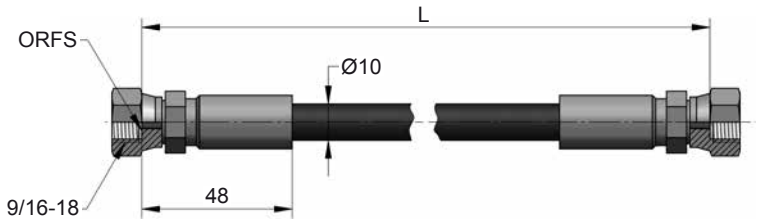

ORDER	L +5 -0 (mm)
MCRR 200	200
MCRR 300	300
MCRR 400	400
MCRR 500	500
MCRR 630	630
MCRR 800	800
MCRR 1000	1000
MCRR 1200	1200
MCRR 1250	1250
MCRR 1500	1500
MCRR 2000	2000

ENG	ORDER
DEU	BESTELL
FRA	COMMANDE
ITA	ORDINE
ESP	PEDIDO
POR	PEDIDO



MCRR 200

MCRL

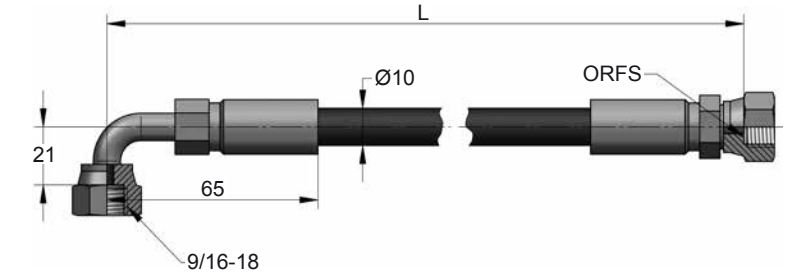

ORDER	L +5 -0 (mm)
MCRL 200	200
MCRL 300	300
MCRL 400	400
MCRL 500	500
MCRL 630	630
MCRL 800	800
MCRL 1000	1000
MCRL 1200	1200
MCRL 1250	1250
MCRL 1500	1500
MCRL 2000	2000
MCRL 2500	2500
MCRL 3000	3000

ENG	ORDER
DEU	BESTELL
FRA	COMMANDE
ITA	ORDINE
ESP	PEDIDO
POR	PEDIDO



MCRL 200

MCLL

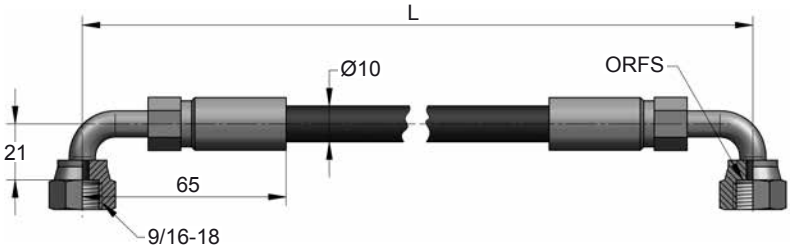

ORDER	L +5 -0 (mm)
MCLL 200	200
MCLL 300	300
MCLL 400	400
MCLL 500	500
MCLL 630	630
MCLL 800	800
MCLL 1000	1000
MCLL 1200	1200
MCLL 1250	1250
MCLL 1500	1500
MCLL 2000	2000
MCLL 2500	2500
MCLL 3000	3000

ENG	ORDER
DEU	BESTELL
FRA	COMMANDE
ITA	ORDINE
ESP	PEDIDO
POR	PEDIDO



MCLL 200

AZOL GAS

9/16" UNF

Accessories

MCRT

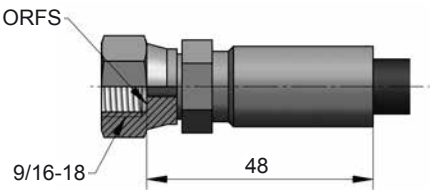

MCLT

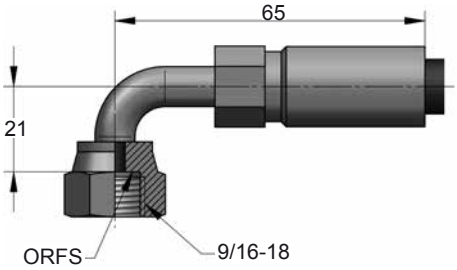

GF 05





Pmax	Tmax	Rmin
345 bar	100 ºC	40 mm

RBP 10

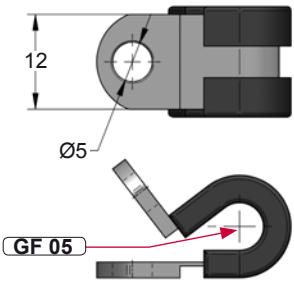

9/16" UNF MINIMESS

Accessories

AZOL GAS

GTRR

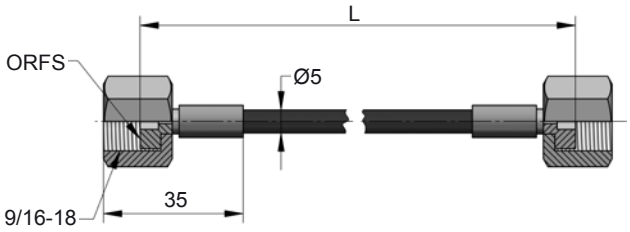

ORDER	L +5 -0 (mm)
GTRR 200	200
GTRR 300	300
GTRR 400	400
GTRR 500	500
GTRR 630	630
GTRR 800	800
GTRR 1000	1000
GTRR 1200	1200
GTRR 1250	1250
GTRR 1500	1500
GTRR 2000	2000

ENG	ORDER
DEU	BESTELL
FRA	COMMANDE
ITA	ORDINE
ESP	PEDIDO
POR	PEDIDO



GTRR 200



GTRR 200 G

GTRL

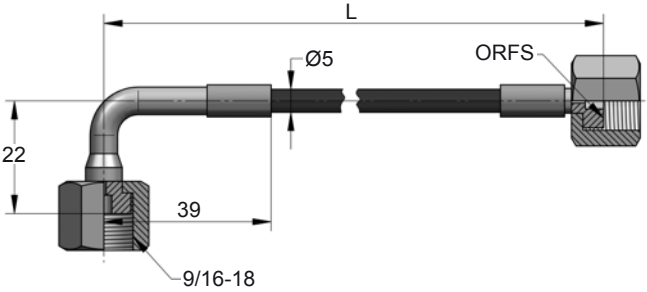

ORDER	L +5 -0 (mm)
GTRL 200	200
GTRL 300	300
GTRL 400	400
GTRL 500	500
GTRL 630	630
GTRL 800	800
GTRL 1000	1000
GTRL 1200	1200
GTRL 1250	1250
GTRL 1500	1500
GTRL 2000	2000
GTRL 2500	2500
GTRL 3000	3000

ENG	ORDER
DEU	BESTELL
FRA	COMMANDE
ITA	ORDINE
ESP	PEDIDO
POR	PEDIDO



GTRL 200



GTRL 200 G

GTLL

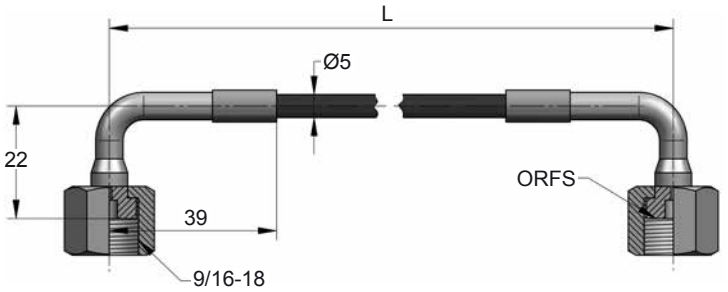

ORDER	L +5 -0 (mm)
GTLL 200	200
GTLL 300	300
GTLL 400	400
GTLL 500	500
GTLL 630	630
GTLL 800	800
GTLL 1000	1000
GTLL 1200	1200
GTLL 1250	1250
GTLL 1500	1500
GTLL 2000	2000
GTLL 2500	2500
GTLL 3000	3000

ENG	ORDER
DEU	BESTELL
FRA	COMMANDE
ITA	ORDINE
ESP	PEDIDO
POR	PEDIDO



GTLL 200

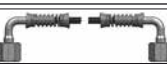

GTLL 200 G

AZOL GAS

9/16" UNF MINIMESS

Accessories

GTRT

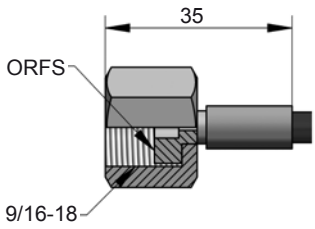

GTLT

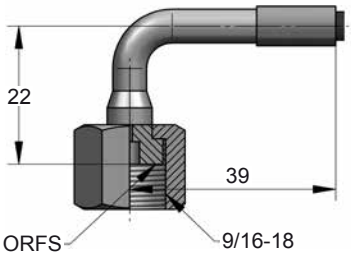

GF 02

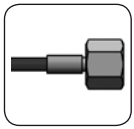



Pmax 345 bar | Tmax 100 ºC | Rmin 20 mm

RBP 5

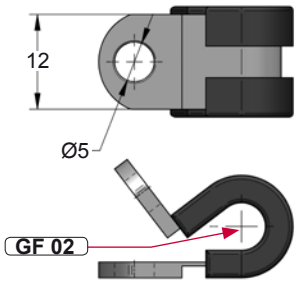

9/16" UNF

Accessories

AZOL GAS

9RM8

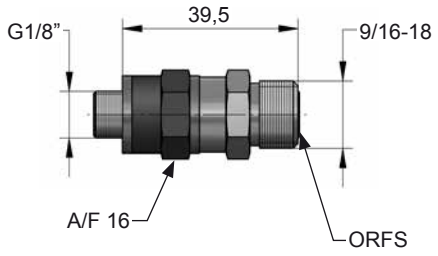

9CM8

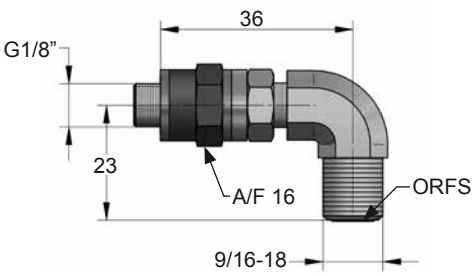

9EM8

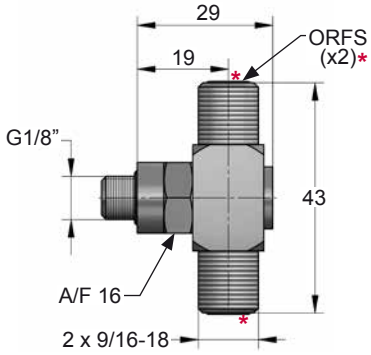

9LM8

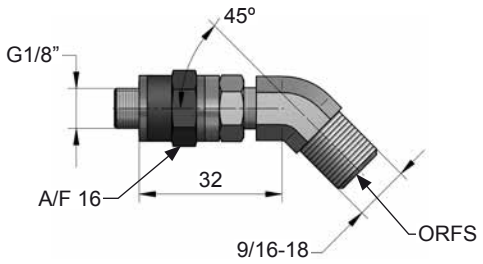

9TL8

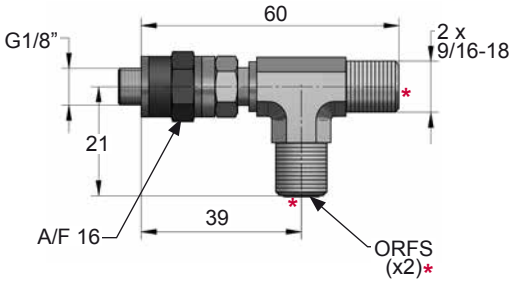

9TM9

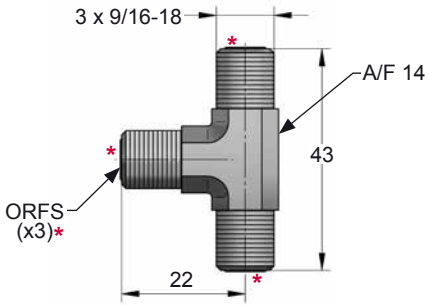

AZOL GAS

9/16" UNF

Accessories

9IM9

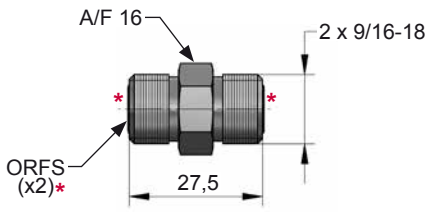

9SR9

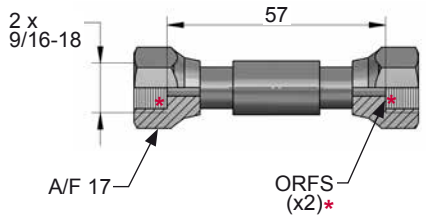

9XM9

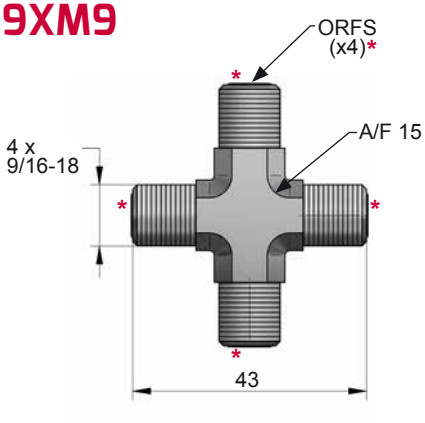

9CF9

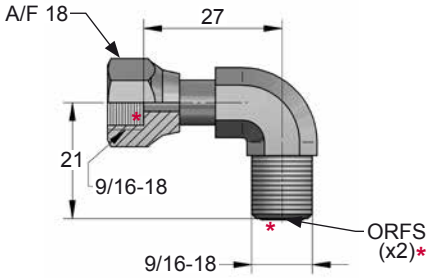

9TF9

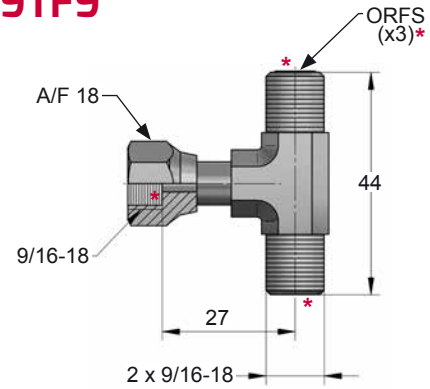

9WF9

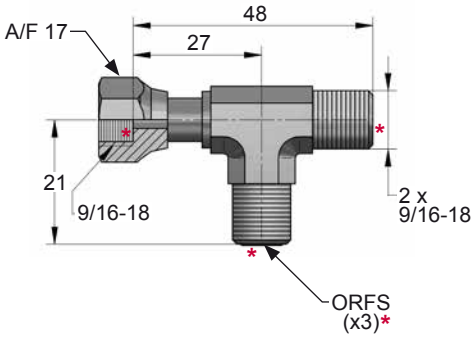

COMPENSATION TANKS

Accessories

AZOL GAS

DFC 75

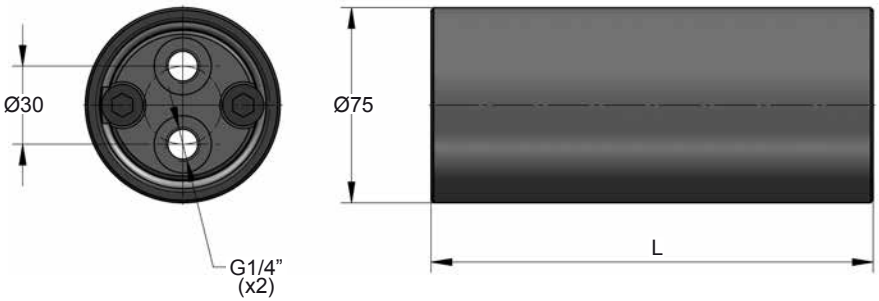

ORDER	Vol. (l)	L (mm)
DFC 75 025	0.25	170
DFC 75 050	0.50	250
DFC 75 100	1.00	410

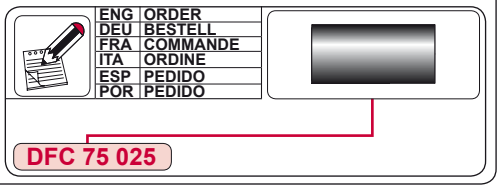

DFC 95

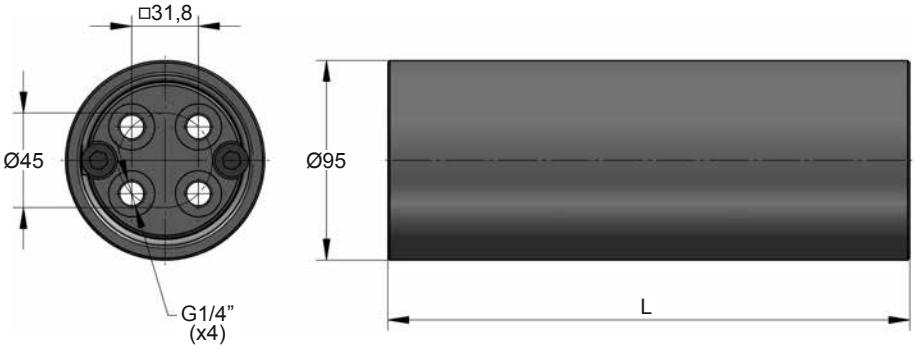

ORDER	Vol. (l)	L (mm)
DFC 95 100	1.00	300
DFC 95 200	2.00	500
DFC 95 300	3.00	700
DFC 95 400	4.00	900

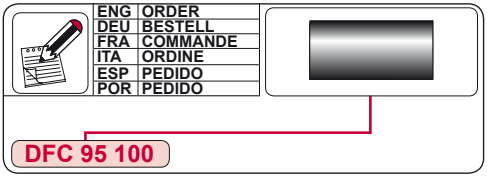

AZOL GAS

COMPENSATION TANKS

Accessories

DFC 120

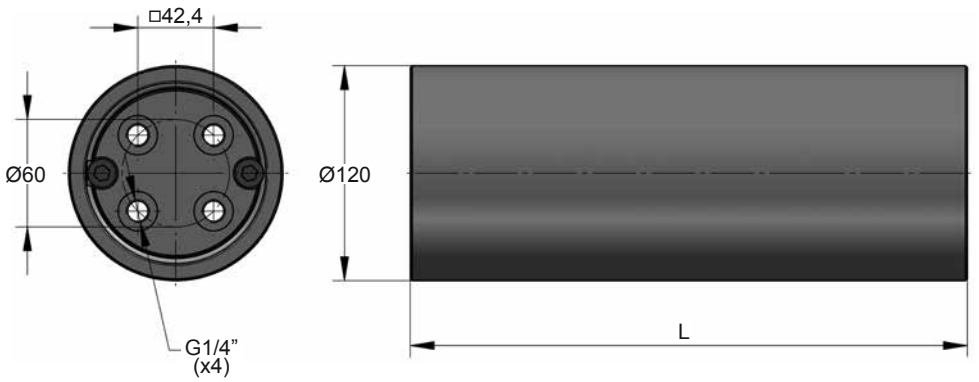

ORDER	Vol. (l)	L (mm)
DFC 120 200	2.00	360
DFC 120 400	4.00	615
DFC 120 800	8.00	1125

ENG	ORDER
DEU	BESTELL
FRA	COMMANDE
ITA	ORDINE
ESP	PEDIDO
POR	PEDIDO



DFC 120 200

ADCB

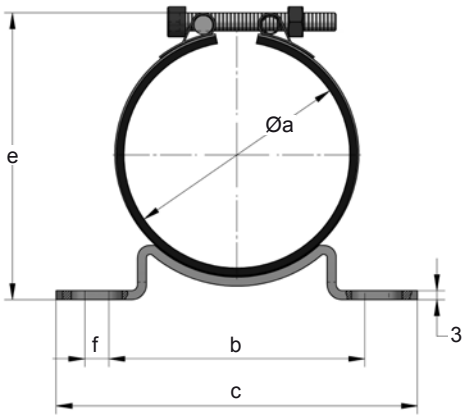



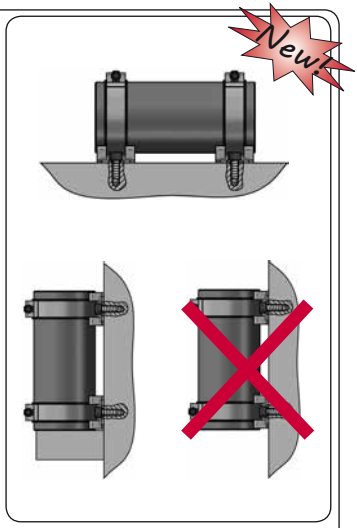

ORDER	Øa (mm)	b (mm)	c (mm)	d (mm)	e (mm)	f (mm)
ADCB 75	75	85	120	40	96	8
ADCB 95	95	85	120	40	115	8
ADCB 120	120	100	156	50	154	18

ENG	ORDER
DEU	BESTELL
FRA	COMMANDE
ITA	ORDINE
ESP	PEDIDO
POR	PEDIDO

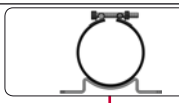

ADCB 75

STRIKER PLATES

Accessories

AZOL GAS

SPFI

STQ.70040

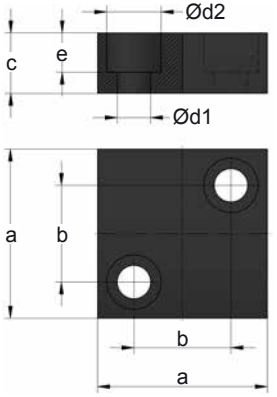

ORDER	Ø d_{max}	a (mm)	b (mm)	c (mm)	Ød1 (mm)	Ød2 (mm)	e (mm)
SPFI 001	15	40	21	15	9	15	10
SPFI 002	25	56	32	20	11	18	13
SPFI 003	50	71	48	20	11	18	13
SPFI 004	65	90	67	20	11	18	13
SPFI 005	95	140	110	20	11	18	13

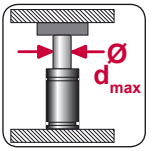

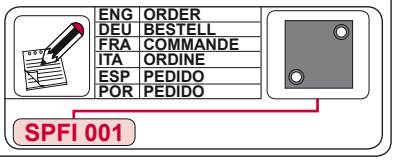

SPVD

VDI 3003

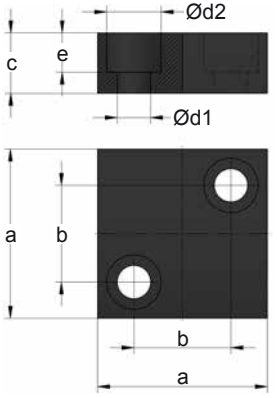

ORDER	Ø d_{max}	a (mm)	b (mm)	c (mm)	Ød1 (mm)	Ød2 (mm)	e (mm)
SPVD 001	15	40	24	15	7	11	7
SPVD 002	50	70	50	15	9	15	9
SPVD 003	80	90	70	15	9	15	9

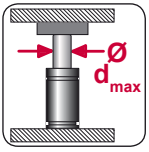



SPFI

STQ.70040

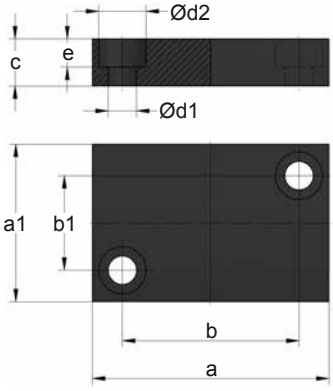

ORDER	Ø d_{max}	a (mm)	a1 (mm)	b (mm)	b1 (mm)	c (mm)	Ød1 (mm)	Ød2 (mm)	e (mm)
SPFI 010	15	50	25	32	8	12	7	11	7
SPFI 011	20	55	30	40	14	12	7	11	7
SPFI 012	25	70	35	48	14	15	9	15	9
SPFI 013	36	75	50	56	30	15	9	15	9
SPFI 014	50	85	60	66	40	15	9	15	9
SPFI 015	65	100	80	72	56	20	11	18	11
SPFI 016	95	110	100	85	75	20	11	18	11
SPFI 017	95	130	110	100	80	20	11	18	11

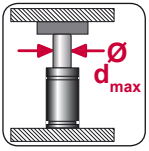

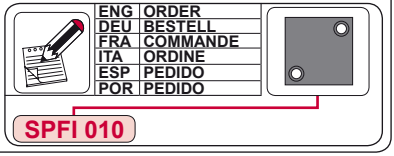

AZOL GAS

STRIKER PLATES

Accessories

SPRE

EM24.54.700

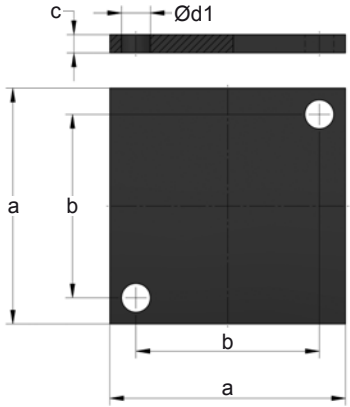

ORDER	Ø d_{max}	a (mm)	b (mm)	c (mm)	Ød1 (mm)
SPRE 010	45	70	50	3	11
SPRE 011	60	90	70	3	11

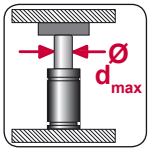



SPRE

EM24.54.700

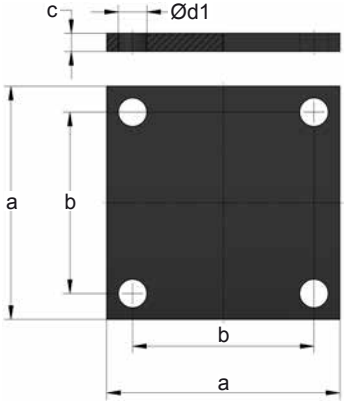

ORDER	Ø d_{max}	a (mm)	b (mm)	c (mm)	Ød1 (mm)
SPRE 001	80	105	85	3	11
SPRE 002	95	125	105	3	11
SPRE 003	100	150	125	3	13
SPRE 004	130	190	165	3	13

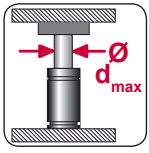



SPPS

E24.54.815

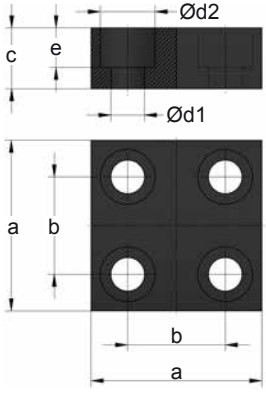

ORDER	Ø d_{max}	a (mm)	b (mm)	c (mm)	Ød1 (mm)	Ød2 (mm)	e (mm)
SPPS 001	15	40	21	15	9	15	10
SPPS 002	25	56	32	20	11	18	13
SPPS 003	65	90	67	20	11	18	13
SPPS 004	95	140	110	20	11	18	13
SPPS 005	130	155	125	20	11	18	13

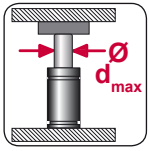

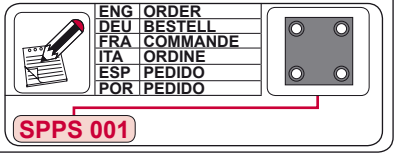

DIE INFORMATION TAGS

Accessories

AZOL GAS

PI-01

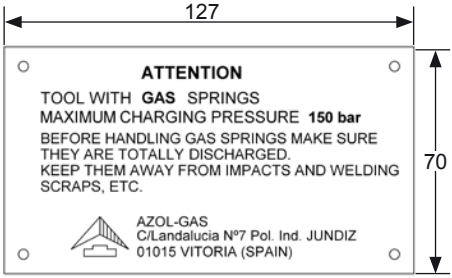

ENG	ORDER
DEU	BESTELL
FRA	COMMANDE
ITA	ORDINE
ESP	PEDIDO
POR	PEDIDO

PI-01-ENG

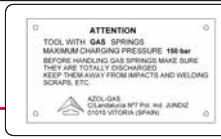

PI-01-ESP	SPANISH	PI-01-POL	POLISH
PI-01-ENG	ENGLISH	PI-01-TUR	TURKISH
PI-01-ITA	ITALIAN	PI-01-RUS	RUSSIAN
PI-01-FRE	FRENCH	PI-01-CHI	CHINESE
PI-01-GER	GERMAN	PI-01-JAP	JAPANESE
PI-01-POR	PORTUGUESE	PI-01-KOR	KOREAN

PI-02

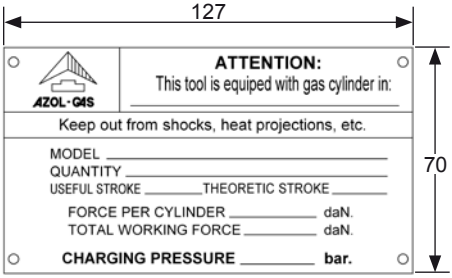

ENG	ORDER
DEU	BESTELL
FRA	COMMANDE
ITA	ORDINE
ESP	PEDIDO
POR	PEDIDO

PI-02-ENG



PI-02-ESP	SPANISH	PI-02-POL	POLISH
PI-02-ENG	ENGLISH	PI-02-TUR	TURKISH
PI-02-ITA	ITALIAN	PI-02-RUS	RUSSIAN
PI-02-FRE	FRENCH	PI-02-CHI	CHINESE
PI-02-GER	GERMAN	PI-02-JAP	JAPANESE
PI-02-POR	PORTUGUESE	PI-02-KOR	KOREAN

PI-11 GM 90.20.09



ENG	ORDER
DEU	BESTELL
FRA	COMMANDE
ITA	ORDINE
ESP	PEDIDO
POR	PEDIDO

PI-11-ENG



PI-11-ESP	SPANISH	PI-11-TUR	TURKISH
PI-11-ENG	ENGLISH	PI-11-RUS	RUSSIAN
PI-11-GER	GERMAN	PI-11-THA	THAI
PI-11-FRE	FRENCH	PI-11-CHI	CHINESE
PI-11-POR	PORTUGUESE	PI-11-JAP	JAPANESE
PI-11-POL	POLISH	PI-11-KOR	KOREAN

PI-12 GM 90.20.08



ENG	ORDER
DEU	BESTELL
FRA	COMMANDE
ITA	ORDINE
ESP	PEDIDO
POR	PEDIDO

PI-12-ENG



PI-12-ESP	SPANISH	PI-12-TUR	TURKISH
PI-12-ENG	ENGLISH	PI-12-RUS	RUSSIAN
PI-12-GER	GERMAN	PI-12-THA	THAI
PI-12-FRE	FRENCH	PI-12-CHI	CHINESE
PI-12-POR	PORTUGUESE	PI-12-JAP	JAPANESE
PI-12-POL	POLISH	PI-12-KOR	KOREAN

AZOL GAS

DIE INFORMATION TAGS

Accessories

PI-21 GM 90.20.07

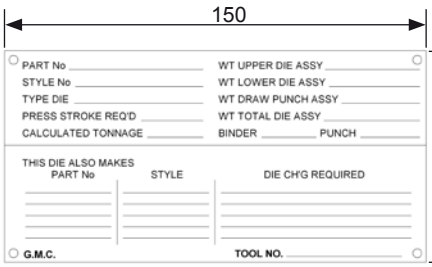

ENG	ORDER
DEU	BESTELL
FRA	COMMANDE
ITA	ORDINE
ESP	PEDIDO
POR	PEDIDO



PI-21-ENG

PI-21-ESP	SPANISH	PI-21-TUR	TURKISH
PI-21-ENG	ENGLISH	PI-21-RUS	RUSSIAN
PI-21-GER	GERMAN	PI-21-THA	THAI
PI-21-FRE	FRENCH	PI-21-CHI	CHINESE
PI-21-POR	PORTUGUESE	PI-21-JAP	JAPANESE
PI-21-POL	POLISH	PI-21-KOR	KOREAN

PI-22 FIAT A0.15.01



COLORE COLOUR	Pmax. (Mpa)	Pmax. (bar)
AZZURRO BLUE	3.75	37.5
VERDE GREEN	7.5	75
ROSSO RED	10.5	105
GIALLO YELLOW	15	150

ENG	ORDER
DEU	BESTELL
FRA	COMMANDE
ITA	ORDINE
ESP	PEDIDO
POR	PEDIDO





PI-22-ITA GIALLO

PI-22-ESP	SPANISH	PI-22-POL	POLISH
PI-22-ENG	ENGLISH	PI-22-SER	SERBIAN
PI-22-ITA	ITALIAN	PI-22-TUR	TURKISH
PI-22-FRE	FRENCH	PI-22-RUS	RUSSIAN
PI-22-POR	PORTUGUESE	PI-22-CHI	CHINESE

PI-31 EM24.54.700



ENG	ORDER
DEU	BESTELL
FRA	COMMANDE
ITA	ORDINE
ESP	PEDIDO
POR	PEDIDO



PI-31-FRE

PI-31-ESP	SPANISH	PI-31-TUR	TURKISH
PI-31-ENG	ENGLISH	PI-31-RUS	RUSSIAN
PI-31-FRE	FRENCH	PI-31-CHI	CHINESE
PI-31-POR	PORTUGUESE	PI-31-JAP	JAPANESE
PI-31-ROM	ROMANIAN	PI-31-KOR	KOREAN

PI-32 EM24.54.700

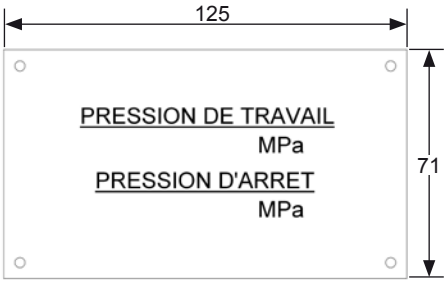

ENG	ORDER
DEU	BESTELL
FRA	COMMANDE
ITA	ORDINE
ESP	PEDIDO
POR	PEDIDO



PI-32-FRE

PI-32-ESP	SPANISH	PI-32-TUR	TURKISH
PI-32-ENG	ENGLISH	PI-32-RUS	RUSSIAN
PI-32-FRE	FRENCH	PI-32-CHI	CHINESE
PI-32-POR	PORTUGUESE	PI-32-JAP	JAPANESE
PI-32-ROM	ROMANIAN	PI-32-KOR	KOREAN

DIE INFORMATION TAGS

Accessories

AZOL GAS

PI-41 E24.54.815



ENG	ORDER
DEU	BESTELL
FRA	COMMANDE
ITA	ORDINE
ESP	PEDIDO
POR	PEDIDO



PI-41-FRE

PI-41-ESP	SPANISH
PI-41-ENG	ENGLISH
PI-41-FRE	FRENCH
PI-41-POR	PORTUGUESE
PI-41-ROM	ROMANIAN

PI-41-TUR	TURKISH
PI-41-RUS	RUSSIAN
PI-41-CHI	CHINESE
PI-41-JAP	JAPANESE
PI-41-KOR	KOREAN

PI-42 VW 39D 578

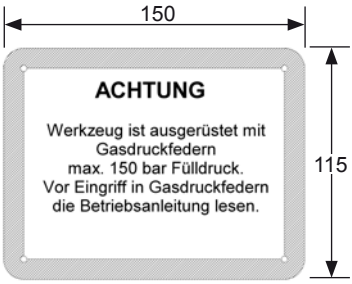

ENG	ORDER
DEU	BESTELL
FRA	COMMANDE
ITA	ORDINE
ESP	PEDIDO
POR	PEDIDO



PI-42-GER

PI-42-ESP	SPANISH
PI-42-ENG	ENGLISH
PI-42-GER	GERMAN
PI-42-POR	PORTUGUESE
PI-42-CZE	CZECH
PI-42-POL	POLISH

PI-42-SLK	SLOVAK
PI-42-HUN	HUNGARIAN
PI-42-BOS	BOSNIAN
PI-42-RUS	RUSSIAN
PI-42-UKR	UKRANIAN
PI-42-CHI	CHINESE

PI-51 VDI 3003

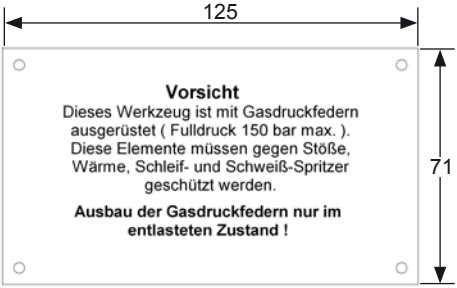

ENG	ORDER
DEU	BESTELL
FRA	COMMANDE
ITA	ORDINE
ESP	PEDIDO
POR	PEDIDO



PI-51-GER

PI-51-ESP	SPANISH
PI-51-ENG	ENGLISH
PI-51-GER	GERMAN
PI-51-POR	PORTUGUESE
PI-51-ITA	ITALIAN
PI-51-CZE	CZECH

PI-51-POL	POLISH
PI-51-SLK	SLOVAK
PI-51-HUN	HUNGARIAN
PI-51-RUS	RUSSIAN
PI-51-CHI	CHINESE
PI-51-JAP	JAPANESE

PI-52 SMS DKH 321 1n

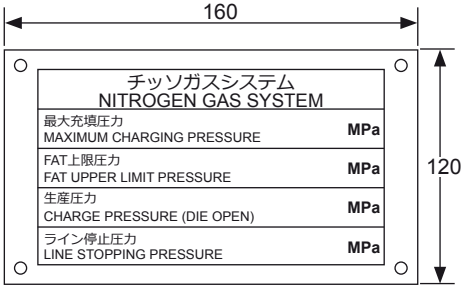

ENG	ORDER
DEU	BESTELL
FRA	COMMANDE
ITA	ORDINE
ESP	PEDIDO
POR	PEDIDO



PI-52-JAP

PI-52-ESP	SPANISH
PI-52-JAP	JAPANESE
PI-52-ENG	ENGLISH
PI-52-POR	PORTUGUESE
PI-52-FRE	FRENCH

PI-52-TUR	TURKISH
PI-52-RUS	RUSSIAN
PI-52-THA	THAI
PI-52-INS	INDONESIAN

AZOL GAS

DIE INFORMATION TAGS

Accessories

PI-53 B2 5707

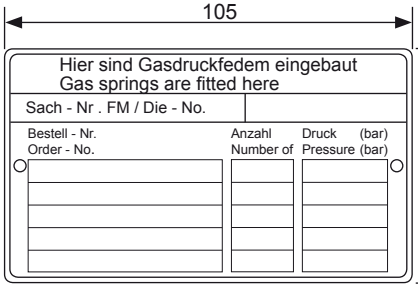

ENG	ORDER
DEU	BESTELL
FRA	COMMANDE
ITA	ORDINE
ESP	PEDIDO
POR	PEDIDO

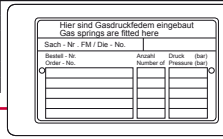

PI-53-GER

PI-53-ESP	SPANISH	PI-53-CHI	CHINESE
PI-53-GER	GERMAN	PI-53-THA	THAI
PI-53-ENG	ENGLISH	PI-53-MAL	MALAYSIAN
PI-53-RUS	RUSSIAN	PI-53-INS	INDONESIAN

PI-54 B2 5707

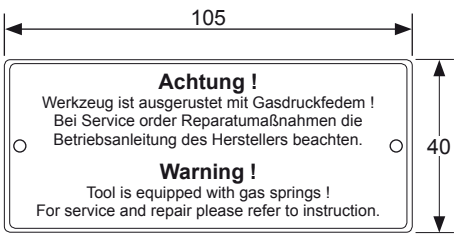

ENG	ORDER
DEU	BESTELL
FRA	COMMANDE
ITA	ORDINE
ESP	PEDIDO
POR	PEDIDO

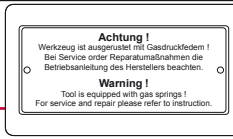

PI-54-GER

PI-54-ESP	SPANISH	PI-54-CHI	CHINESE
PI-54-GER	GERMAN	PI-54-THA	THAI
PI-54-ENG	ENGLISH	PI-54-MAL	MALAYSIAN
PI-54-RUS	RUSSIAN	PI-54-INS	INDONESIAN

PI-55 WDX20-70-2

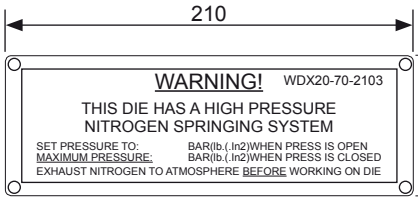

ENG	ORDER
DEU	BESTELL
FRA	COMMANDE
ITA	ORDINE
ESP	PEDIDO
POR	PEDIDO

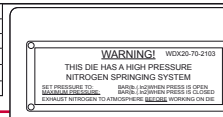

PI-55-ENG

PI-55-GER	GERMAN	PI-55-FRE	FRENCH
PI-55-DUT	DUTCH	PI-55-TUR	TURKISH
PI-55-ENG	ENGLISH	PI-55-RUS	RUSSIAN
PI-55-ESP	SPANISH	PI-55-CHI	CHINESE
PI-55-POR	PORTUGUESE	PI-55-THA	THAI
PI-55-ROM	ROMANIAN	PI-55-MAL	MALAYSIAN

PI-56 WDX20-70-35

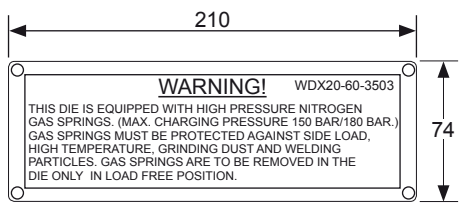

ENG	ORDER
DEU	BESTELL
FRA	COMMANDE
ITA	ORDINE
ESP	PEDIDO
POR	PEDIDO

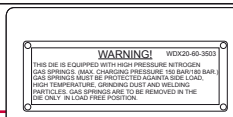

PI-56-ENG

PI-56-GER	GERMAN	PI-56-FRE	FRENCH
PI-56-DUT	DUTCH	PI-56-TUR	TURKISH
PI-56-ENG	ENGLISH	PI-56-RUS	RUSSIAN
PI-56-ESP	SPANISH	PI-56-CHI	CHINESE
PI-56-POR	PORTUGUESE	PI-56-THA	THAI
PI-56-ROM	ROMANIAN	PI-56-MAL	MALAYSIAN

ACCSESSORIES

AZOL GAS

06 GA 10

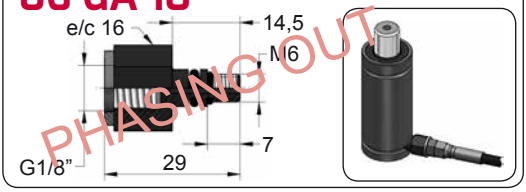

06 GA 11

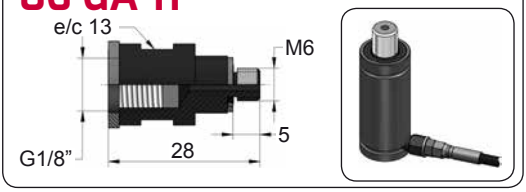

08 GA 2

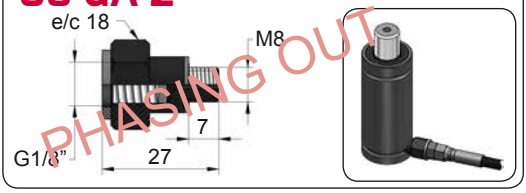

18 GA 5

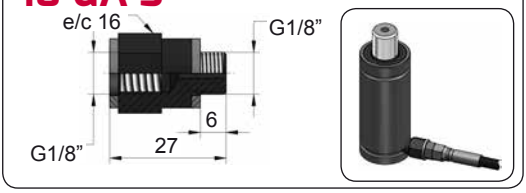

LM 3

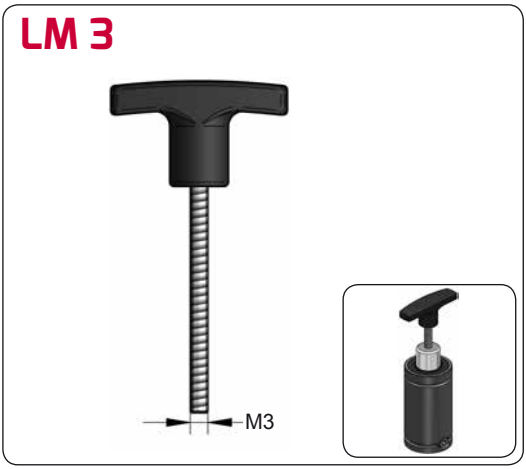

LM 6

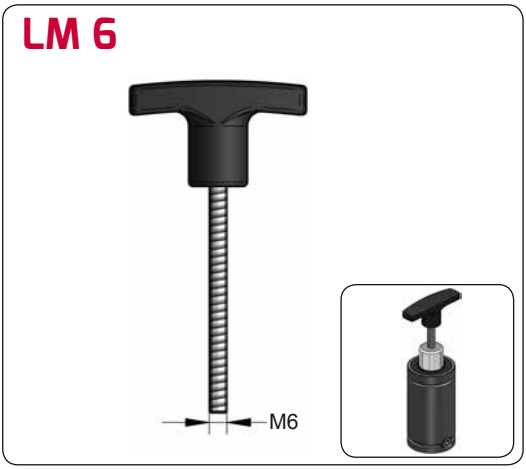

LM 8

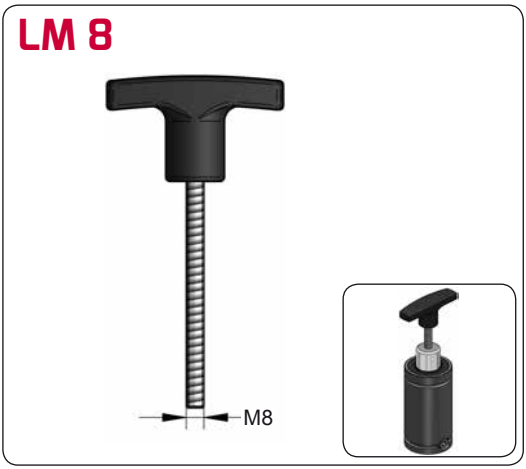

LM 16



AZOL GAS

ACCSESSORIES

DALL 3

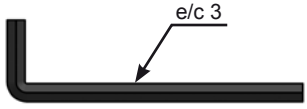



DALL 5

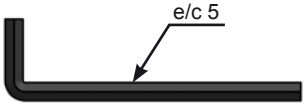



DPA 5





T 1/8





T M6



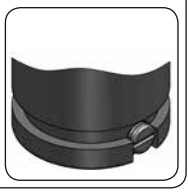

TR M6





A 550 1/8-M6





LRP 1





LRP 2





ACCSESSORIES

AZOL GAS

DIN 7757





XTC-M6

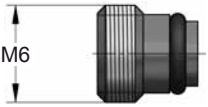



A 800





ALXTC







DMNL





ABXP



XTCP



DDNM





ABXP



XTCP



AZOL GAS

ACCSESSORIES

DBNA

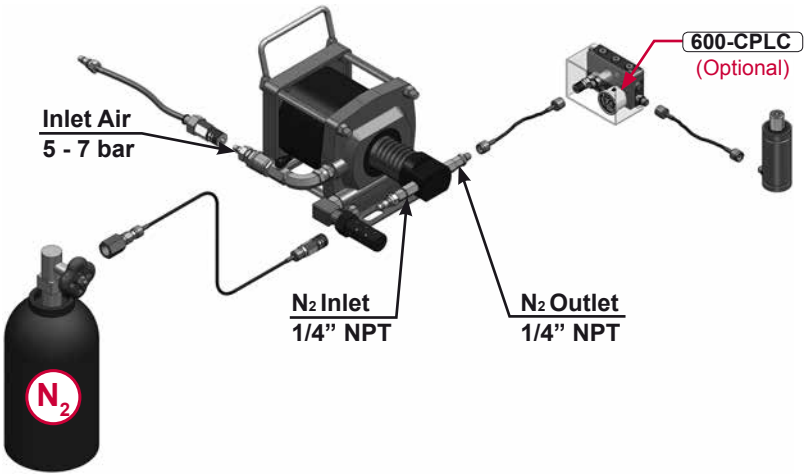



ADVANTAGES

- Maximum safety.
- Easy boosting.
- Save costs.
- Increases porductivity.

BOOSTER UNIT

DBNA gas booster enables to charge gas springs and manifold systems from your supply tank. The booster is a solution to low pressure supply tank to a minimum of 20 bar (when the tank pressure is lower than the gas springs filling pressure).

TECHNICAL DATA	
Max. Pressure	200 bar
Pneumatic pressure	5 - 7 bar
Flow	2.8 l/min
Weight	12 Kg

ACCSESSORIES

AZOL GAS

EC 35

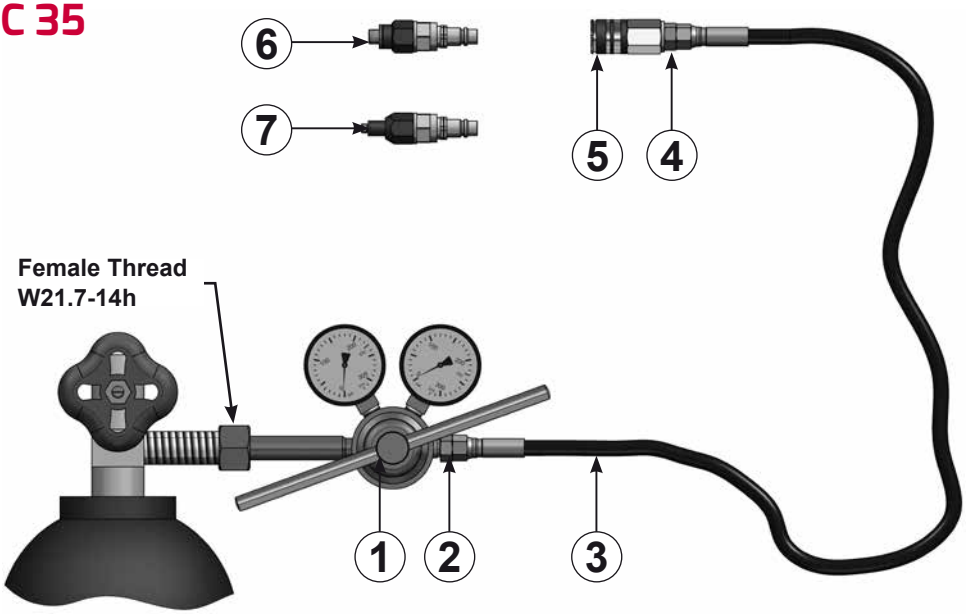

CHARGING UNIT

The Charging Unit EC 35 let you:

-Check the pressure from the nitrogen tank.

-Charging pressure to self-contained gas springs.

-Charging pressure to hosed systems.

EC 35 is equipped with:

1-Pressure regulator LTH 600
2-Adapter 7RT4
3-Hose TFRR 3000
4-Adapter 7RM2
5-Female Quick Coupling QCF 1/4
6-Charging adapter 18 HI 4-Q (G1/8")
7-Charging adapter 06 HI 8-Q (M6)

AZOL GAS

ACCSESSORIES

LTH 600

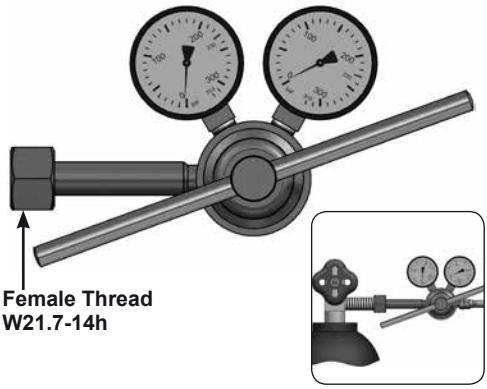

18 HI 4-Q



06 HI 8-Q





EC 03

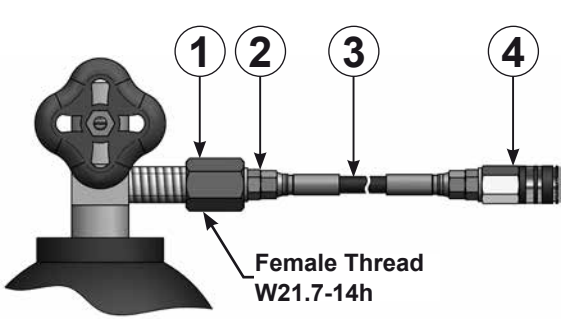

EC 03 is equipped with:

1-Adapter **AC 500**
2-Adapter **7RM2**
3-Hose **TFRR 2000**
4-Female Quick Coupling **QCF 1/4**

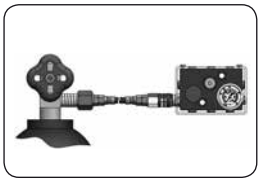

A 400 C



A400 C let you to check the pressure of the gas springs, modify the pressure if necessary, and fill or drain the pressure as desired.

This Filling & Control Unit can be used for all AZOLGAS gas springs.

TECHNICAL DATA	
Fluid	N_2
Max pressure	210 bar
Gauge	0 - 400 bar
Working temperature	0º - 100ºC

NOTES

AZOL GAS

NOTES

INDEX

AZOL GAS

CODE	Page	CODE	Page	CODE	Page	CODE	Page
0-9		**A**		A54-095	569	ALLEN 8	676
06 GA 10	760	A 400 C	765	A59-012	3	ALXTC	762
06 GA 11	760	A 550 1/8-M6	761	A59-050	545	APF 500	78
06 HI 8-Q	765	A 800	762	A59-075	561	APFA 150	68
08 GA 2	760	A14-012	3	A59-095	569	APFA 250	72
18 GA 5	760	A14-015	7	A69-045	257	APFC-H 150	70
18 HI 4-Q	765	A14-019	11	A69-063	128	APFC-H 250	76
18 MS 1	735	A14-020	13	A74-045	257	ART 180	606
400-CPAZ	724	A14-025	15	A94-050	348	ART 300	607
400-CPLC	725	A14-032	25	A94-075	354	ART 500	608
400-CPM6	725	A14-038	73	A94-095	360	ART 750	609
600-CPFI	721	A14-045	79	A94-120	364	ART 1200	610
600-CPFO	721	A14-050	84	A94-150	368	ART 1500	611
600-CPGM	723	A14-063	127	ADCB 120	753	AS 200	28
600-CPLC	720	A14-075	88	ADCB 75	753	AS 300	30
600-CPM6	722	A14-095	92	ADCB 95	753	AS 500	32
600-CPMC4	722	A14-105	340	AF V1	22	AS 500 V1	34
600-CPRE	723	A14-120	96	AFB V1	2	AS 600	36
600-CPTO	720	A14-150	100	AFB V2	4	AS 600 V1	38
7CF7	745	A14-195	104	AFC	16	AS 700	40
7CM8	744	A19-038	535	AFC-H 200	18	AS 700 V1	42
7EM8	744	A19-050	543	AFD	14	AS 1000	44
7IM7	745	A19-075	559	AFH	6	ASP 250	46
7LM8	744	A19-095	567	AFH V1	8	ASP 300	48
7NM7	745	A34-032	25	AFJ	10	ASP 500	50
7RM8	744	A34-038	73	AFK V1	12	ASP 500 V1	52
7TF7	745	A34-045	79	AFNA	20	AST 200	54
7TL8	744	A34-050	84	AFT	24	AST 200 V1	56
7TM7	744	A34-075	88	AG 750	82	AST 250	58
7WF7	745	A34-095	92	AG 1500	86	AST 300	60
7XM7	745	A34-120	96	AG 3000	90	AST 300 V1	62
90 BK	735	A34-150	100	AG 5000	94	AST 1000	64
9CF9	751	A34-195	104	AG 7500	98	**B**	
9CM8	750	A39-063	127	AG 10000	102	B13-050	382
9EM8	750	A44-019	11	AGB-H 750	83	B13-075	390
9IM9	751	A44-025	15	AGB-H 1500	87	B13-095	394
9LM8	750	A44-032	25	AGB-H 3000	91	B13-120	398
9RM8	750	A49-015	7	AGB-H 5000	95	B16-095	107
9SR9	751	A49-019	11	AGB-H 7500	99	B16-120	107
9TF9	751	A49-025	15	AGB-H 10000	103	B16-150	107
9TL8	750	A49-050	545	ALLEN 2.5	676	B18-050	382
9TM9	750	A49-075	561	ALLEN 3	676	B18-075	390
9WF9	751	A49-095	569	ALLEN 4	676	B18-095	394
9XM9	751	A54-050	545	ALLEN 5	676	B18-120	398
		A54-075	561	ALLEN 6	676	B21-045	80

AZOL GAS

INDEX

CODE	Page	CODE	Page	CODE	Page	CODE	Page
B21-050	84	B61-150	368	C20-095	93	CK 1000	260
B21-063	270	B66-075	355	C20-120	97	CK 1000 V1	262
B21-075	88	B66-095	361	C20-150	101	CK 1500 V1	266
B21-095	92	B66-120	365	C20-195	105	CK 1500 V2	268
B21-120	96	B66-150	369	C30-063	128	CK 2500	272
B21-150	100	B71-050	349	C35-050	264	CK 2500 V1	274
B21-195	104	B71-075	355	C35-063	128	CK 4000	278
B23-075	390	B71-095	361	C50-050	264	CK 4000 V1	280
B23-095	394	B71-120	365	C55-050	297	CM 1/8	731
B23-120	398	B71-150	369	C55-063	313	CM 200	152
B28-050	382	B76-038	74	C55-075	321	CM 300	154
B28-095	394	B76-045	80	C55-105	337	CM 350	156
B28-120	398	B76-050	84	CD 300 V1	110	CM 350 V1	158
B31-050	601	B76-063	270	CD 500 V1	112	CM 500	160
B31-075	603	B76-075	88	CD 700	114	CM 500 V1	162
B31-095	605	B76-095	92	CD 1000	118	CM 600	164
B36-045	378	B76-120	96	CD 1000 V1	120	CM 600 V1	166
B36-050	300	B76-150	100	CD 1500	124	CM 1000	168
B36-063	317	B76-195	104	CD 1500 V1	126	CM 1500	172
B36-075	324	B91-050	349	CD 2400	130	CM 2500	176
B36-095	444	B91-075	355	CD 4200	134	CM 4000	180
B36-105	340	B91-095	361	CD 6600	138	CM 6500	184
B36-120	448	B98-050	382	CD 9600	142	CM 10000	188
B36-150	452	B98-075	390	CD 18500	146	CP 150	478
B36-195	460	B98-095	395	CF 01 24	732	CP 300	480
B41-045	378	BK	734	CF 01 38	732	CP 500	482
B41-050	300	BK G	734	CF 01 48	732	CP 1000	484
B41-063	317	BKRT	734	CF 02 26	732	CP 1000 V1	486
B41-075	324	**C**		CF 02 40	732	CP 2000	488
B41-095	444	C05-032	71	CF 02 50	732	CP 2000 V1	490
B41-105	340	C05-038	74	CF 03 34	733	CP 3000	492
B41-120	448	C05-045	80	CF 03 48	733	CP 3000 V1	494
B41-150	452	C05-050	85	CF 03 55	733	CP 5000	496
B41-195	460	C05-063	128	CF 04 26	733	CP 5000 V1	498
B51-045	106	C05-075	89	CF 04 40	733	CP 8000	500
B51-050	106	C05-095	93	CF 04 50	733	CP 8000 V1	502
B56-050	348	C05-120	97	CF 05 27	733	CPH 850	506
B56-075	354	C05-150	101	CF 05 41	733	CPH 1250	508
B56-095	360	C05-195	105	CF 05 48	733	CPH 1700	510
B56-120	364	C15-020	13	CK 200 V1	246	CPH 2800	512
B56-150	368	C20-032	69	CK 300 V1	248	CPH 4300	514
B61-050	349	C20-038	74	CK 570	250	CR 1000	464
B61-075	354	C20-045	80	CK 570 V1	252	CR 1500	468
B61-095	361	C20-050	85	CK 750	254	CR 2400	472
B61-120	365	C20-075	89	CK 750 V1	256	CS 420	518

INDEX

AZOL GAS

CODE	Page	CODE	Page	CODE	Page	CODE	Page
CS 420 V1	520	CTC 750	296	D02-045	81	E23-016	649
CS 770 V1	526	CTC 1000	304	D02-050	85	E23-024	663
CS 770 V2	528	CTC 1500	312	D02-063	129	E23-038	31
CS 1000	534	CTC 2500	320	D02-075	89	E33-050	601
CS 1000 V1	536	CTC 3000	328	D02-095	93	E33-075	603
CS 1800	542	CTC 5000	336	D02-120	97	E33-095	605
CS 1800 V1	544	CTN 750	298	D02-150	101	E58-028	29
CS 3000 V1	550	CTN 1000	306	D02-195	105	E58-038	31
CS 3000 V2	552	CTN 1500	314	D47-050	349	E58-045	41
CS 4700	558	CTN 2500	322	D47-075	355	E58-050	45
CS 4700 V1	560	CTN 3000	330	D67-032	155	E63-016	653
CS 7500	566	CTN 5000	338	D67-038	75	E68-038	31
CS 7500 V1	568	CW 170 V1	402	D67-045	81	EC 03	765
CS 11800	574	CW 320 V1	404	D67-050	85	EC 35	764
CS 11800 V1	576	CW 350	406	D67-063	129	EEX	695
CS 18300	582	CW 500	408	D67-075	89	EEXS	699
CS 18300 V1	584	CW 750	410	D67-095	93	EFG 16	648
CSE 420	522	CW 1000 V1	416	D67-120	97	EFG 24	662
CSE 420 V1	524	CW 1500	424	D67-150	101	EFGC 16	650
CSE 770 V1	530	CW 2400	430	D82-050	383	EFGC 24	664
CSE 770 V2	532	CW 2400 V1	432	D82-075	391	EFGD 16	652
CSE 1000	538	CW 4200	440	DALL 3	761	EFGL 16	654
CSE 1000 V1	540	CW 4200 V1	442	DALL 5	761	EFGL 24	666
CSE 1800	546	CW 6600	446	DBNA	763	EFGQ 16	656
CSE 1800 V1	548	CW 9500	450	DCFD	738	EFK 24	668
CSE 3000 V1	554	CW 11800	454	DCMD	739	EFT 16	658
CSE 3000 V2	556	CW 20000	458	DDNM	762	EFV 16	660
CSE 4700	562	CWC 750 V1	412	DFC 75	752	EFV 24	670
CSE 4700 V1	564	CWC 1000 V1	418	DFC 95	752	EXDB 90	702
CSE 7500	570	CWC 1000 V2	420	DFC 120	753	EXDE 170	705
CSE 7500 V1	572	CWC 1500	426	DIMD	739	EXDN 90	703
CSE 11800	578	CWC 2400 V1	434	DIN 7757	762	EXDT 170	704
CSE 11800 V1	580	CWC 2400 V2	436	DLFD	738	EXP	698
CSE 18300	586	CZ 1000	344	DMNL	762	EXS	700
CSE 18300 V1	588	CZ 1000 V1	346	DPA 5	761	EXU	694
CT 200 V1	286	CZ 2400	350	DRM4	738	EXY	696
CT 300 V1	288	CZ 2400 V1	352	DRM8	738	**F**	
CT 550	290	CZ 4200	356	DTFD	739	FD 300	216
CT 550 V1	292	CZ 4200 V1	358	DTMD	739	FD 500	218
CT 750	294	CZ 6600	362	DWFD	739	FD 750	222
CT 1000	302	CZ 9500	366	DXMD	739	FD 750 V1	224
CT 1500	310	**D**		**E**		FD 1500 V1	228
CT 2500	318	D02-025	15	E03-036	47	FD 1500 V2	230
CT 3000	326	D02-032	25	E03-045	51	FD 3000	234
CT 5000	334	D02-038	75	E08-038	49	FD 5000	238

AZOL GAS

INDEX

CODE	Page	CODE	Page	CODE	Page	CODE	Page
FD 5000 V1	240	LP 24	674	MBJX	684	PI-41	758
G		LP 30	674	MBL	675	PI-42	758
GF 02	731	LPD 3	677	MBLN	689	PI-51	758
GF 05	741	LPD 4	677	MBN	673	PI-52	758
GN 750	194	LPD 5	677	MBP	673	PI-53	759
GN 1500	198	LPD 6	677	MBR	672	PI-54	759
GN 3000	202	LPD 8	677	MBSD	676	PI-55	759
GN 5000	206	LPD 10	677	MBSL	676	PI-56	759
GN 7500	210	LPD 12	677	MBSN	689	PLC M6	728
GPT	731	LPD 16	677	MBT	677	PLD 2	728
GRT	731	LPD 20	677	MBTH	677	PLD 4	728
GST	731	LPJ 1	684	MBX	678	PLD 6	729
GTLL	748	LPJ 2	684	MBXN	690	PLD 7	729
GTLL G	748	LPJ 3	684	MBZ	678	PLD 8	729
GTLT	749	LPJ 4	684	MCLL	746	PLD 10	729
GTRL	748	LPJ 5	684	MCLT	747	PLF 2	728
GTRL G	748	LPJ 6	685	MCRL	746	PLF 4	728
GTRR	748	LPS 16	673	MCRR	746	PLF 8	729
GTRR G	748	LPS 22	673	MCRT	747	PLH 1/8	728
GTRT	749	LPS 24	677	MN-14-600-40	727	PLH M6	728
K		LPT 10	649	MN-14-600-62	727	PLK 8	729
KCMK	735	LPT 17	663	MN-18-400-40	726	PLR M6	728
KRM6	735	LPV 8-9	679	MPHJ	688	PME	706
KRM8	735	LPV 10-11	680	MPLJ	687	**Q**	
KRMK	735	LPV 16-17	661	MPNH	692	QCF 1/4	726
KTMK	735	LPV 25-28	669	MPNL	691	QCM 1/4	726
KZ 350	372	LRP 1	761	MPNS	691	QDF 1/8	726
KZ 500	374	LRP 2	761	MPSJ	687	QDM 1/8	726
KZ 750	376	LTH 600	765	MPXJ	688	**R**	
KZ 1000	380	**M**		**P**		RBP 5	731
KZ 1500	384	MBD	674	PGE	706	RBP 10	741
KZ 2400	388	MBFP	679	PGH	707	RGR	731
KZ 4200	392	MBHC	682	PGN	707	RGR G	731
KZ 6600	396	MBHF	682	PGP	731	RGS	730
L		MBHG	683	PGP G	731	RGS G	730
LM3	760	MBHN	690	PGS	730	ROB 750	592
LM6	760	MBHR	679	PGS G	730	ROB 1500	594
LM8	760	MBHS	683	PI-01	756	ROB 3000	596
LM16	760	MBHW	681	PI-02	756	ROB 5000	598
LP 5	674	MBHX	680	PI-11	756	ROT 750	593
LP 6	674	MBHY	680	PI-12	756	ROT 1500	595
LP 8	674	MBHZ	681	PI-21	757	ROT 3000	597
LP 10	672	MBJH	686	PI-22	757	ROT 5000	599
LP 12	674	MBJL	685	PI-31	757		
LP 16	672	MBJS	684	PI-32	757		

INDEX

AZOL GAS

CODE	Page	CODE	Page	CODE	Page	CODE	Page
S		VAM 5000	630				
SGS	730	VAM 7500	634				
SGS G	730	VD 14	726				
SKK 12R 1/4	732	VH 500	600				
SKK 12R 1/8	732	VH 1200	602				
SKK L	732	VH 2200	604				
SMRR	742	VMD 3000	640				
SMRR G	742	VMD 5000	642				
SMRT	743	VMD 7500	644				
SP-ER 3	710	**X**					
SP-ER 5	711	XTC-M6	762				
SP-ER 7	712						
SP-ER 9	713						
SPFI	754						
SPPS	755						
SPRE	755						
SPS 1/4	727						
SPS 1/8	727						
SPVD	754						
T							
T 1/8	761						
T M6	761						
TE BK	735						
TFLL	740						
TFLT	741						
TFRL	740						
TFRR	740						
TFRT	741						
TNCC	737						
TNCT	738						
TNLC	737						
TNLL	736						
TNLT	738						
TNRC	737						
TNRL	736						
TNRR	736						
TNRT	738						
TR M6	761						
U							
UEX	695						
V							
VAM 300 V1	614						
VAM 750	618						
VAM 1500	622						
VAM 3000	626						

AZOL GAS

INDEX

CODE	Page	CODE	Page	CODE	Page	CODE	Page

DIAMETER INDEX

AZOL GAS

Ø	MODEL	Page
12	AFB 13 V2	4
	AFB 25 V2	4
	AFB 38 V2	4
	AFB 50 V2	4
15	AFH 18 V1	8
	AFH 35 V1	8
	AFH 50 V1	8
	AFH 70 V1	8
19	AFJ 30	10
	AFJ 50	10
	AFJ 70	10
	AFJ 90	10
	CP 150	478
	CW 170 V1	402
20	AFK 25 V1	12
	AFK 50 V1	12
	AFK 75 V1	12
	AFK 100 V1	12
25	AF 50 V1	22
	AF 100 V1	22
	AF 150 V1	22
	AF 200 V1	22
	AFC 50	16
	AFC 100	16
	AFC 150	16
	AFC 200	16
	AFC-H 200	18
	AFNA 50	20
	AFNA 100	20
	AFNA 150	20
	AFNA 200	20
	AST 200 V1	56
	CK 200 V1	246
	CM 200	152
	CP 300	480
	CS 420 V1	520
	CSE 420 V1	524
	CT 200 V1	286
	CW 320 V1	404
M28 x 1.5	AS 50	28
	AS 100	28
	AS 150	28
	AS 200	28
32	AFT 80	24
	AFT 160	24

Ø	MODEL	Page
32	AFT 240	24
	AFT 310	24
	APFA 50	68
	APFA 100	68
	APFA 150	68
	APFA 200	68
	APFC-H 150	70
	AST 300 V1	62
	CD 300 V1	110
	CK 300 V1	248
	CM 300	154
	CM 350 V1	158
	CP 500	482
	CS 770 V2	528
	CSE 770 V2	532
	CT 300 V1	288
	CW 350	406
	KZ 350	372
M36 x 1	ASP 250	46
38	APFA 250	72
	APFC-H 250	76
	AST 250	58
	CD 500 V1	112
	CK 570 V1	252
	CM 500 V1	162
	CP 1000 V1	486
	CPH 850	506
	CS 1000 V1	536
	CSE 1000 V1	540
	CT 550 V1	292
	CW 500	408
	FD 300	216
	KZ 500	374
M38 x 1.5	AS 300	30
	AS 500 V1	34
	AS 600 V1	38
	ASP 300	48
45	APF 500	78
	CD 700	114
	CK 750 V1	256
	CM 600 V1	166
	CPH 1250	508
	CW 750	410
	CWC 750 V1	412
	FD 500	218

Ø	MODEL	Page
45	KZ 750	376
	VAM 300 V1	614
M45 x 1	ASP 500 V1	52
M45 x 1.5	AS 700 V1	42
50	AG 750	82
	AGB-H 750	83
	AST 1000	64
	CD 1000 V1	120
	CK 1000 V1	262
	CM 1000	168
	CP 2000 V1	490
	CPH 1700	510
	CS 1800 V1	544
	CSE 1800 V1	548
	CT 750	294
	CT 1000	302
	CTN 750	298
	CTN 1000	306
	CW 1000 V1	416
	CWC 1000 V2	420
	FD 750 V1	224
	GN 750	194
	KZ 1000	380
	ROB 750	592
	ROT 750	593
M50 x 1.5	AS 1000	44
63	CD 1500 V1	126
	CK 1500 V2	268
	CM 1500	172
	CP 3000 V1	494
	CPH 2800	512
	CS 3000 V2	552
	CSE 3000 V2	556
	CT 1500	310
	CTN 1500	314
	CW 1500	424
	CWC 1500	426
	KZ 1500	384
75	AG 1500	86
	AGB-H 1500	87
	CD 2400	130
	CK 2500 V1	274
	CM 2500	176
	CP 5000 V1	498
	CPH 4300	514

AZOL GAS

DIAMETER INDEX

Ø	MODEL	Page
75	CS 4700 V1	560
	CSE 4700 V1	564
	CT 2500	318
	CT 3000	326
	CTN 2500	322
	CTN 3000	330
	CW 2400 V1	432
	CWC 2400 V2	436
	FD 1500 V2	230
	GN 1500	198
	KZ 2400	388
	ROB 1500	594
	ROT 1500	595
	VAM 750	618
95	AG 3000	90
	AGB-H 3000	91
	CD 4200	134
	CK 4000 V1	280
	CM 4000	180
	CP 8000 V1	502
	CS 7500 V1	568
	CSE 7500 V1	572
	CW 4200 V1	442
	FD 3000	234
	GN 3000	202
	KZ 4200	392
	ROB 3000	596
	ROT 3000	597
	VAM 1500	622
	VMD 3000	640
105	CT 5000	334
	CTN 5000	338
120	AG 5000	94
	AGB-H 5000	95
	CD 6600	138
	CM 6500	184
	CS 11800 V1	576
	CSE 11800 V1	580
	CW 6600	446
	FD 5000 V1	240
	GN 5000	206
	KZ 6600	396
	ROB 5000	598
	ROT 5000	599
	VAM 3000	626

Ø	MODEL	Page
120	VMD 5000	642
150	AG 7500	98
	AGB-H 7500	99
	CD 9600	142
	CM 10000	188
	CS 18300 V1	584
	CSE 18300 V1	588
	CW 11800	454
	CW 9500	450
	GN 7500	210
	VAM 5000	630
	VMD 7500	644
195	AG 10000	102
	AGB-H 10000	103
	CD 18500	146
	CW 20000	458
	VAM 7500	634

FORCE INDEX

AZOL GAS

F_0 (daN)	MODEL	Page
13	AFB 13 V2	4
18	AFH 18 V1	8
25	AFB 25 V2	4
	AFK 25 V1	12
30	AFJ 30	10
35	AFH 35 V1	8
38	AFB 38 V2	4
50	AF 50 V1	22
	AFB 50 V2	4
	AFC 50	16
	AFH 50 V1	8
	AFJ 50	10
	AFK 50 V1	12
	AFNA 50	20
	APFA 50	68
	AS 50	28
70	AFH 70 V1	8
	AFJ 70	10
75	AFK 75 V1	12
80	AFT 80	24
90	AFJ 90	10
100	AF 100 V1	22
	AFC 100	16
	AFK 100 V1	12
	AFNA 100	20
	APFA 100	68
	AS 100	28
150	AF 150 V1	22
	AFC 150	16
	AFNA 150	20
	APFA 150	68
	APFC-H 150	70
	AS 150	28
	CP 150	478
160	AFT 160	24
170	CW 170 V1	402
200	AF 200 V1	22
	AFC 200	16
	AFC-H 200	18
	AFNA 200	20
	APFA 200	68
	AS 200	28
	AST 200 V1	56
	CK 200 V1	246
	CM 200	152

F_0 (daN)	MODEL	Page
200	CT 200 V1	286
240	AFT 240	24
250	APFA 250	72
	APFC-H 250	76
	ASP 250	46
	AST 250	58
300	AS 300	30
	ASP 300	48
	AST 300 V1	62
	CD 300 V1	110
	CK 300 V1	248
	CM 300	154
	CP 300	480
	CT 300 V1	288
	FD 300	216
	VAM 300 V1	614
310	AFT 310	24
320	CW 320 V1	404
350	CM 350 V1	158
	CW 350	406
	KZ 350	372
420	CS 420 V1	520
	CSE 420 V1	524
500	APF 500	78
	AS 500 V1	34
	ASP 500 V1	52
	CD 500 V1	112
	CM 500 V1	162
	CP 500	482
	CW 500	408
	FD 500	218
	KZ 500	374
550	CT 550 V1	292
570	CK 570 V1	252
600	CM 600 V1	166
	AS 600 V1	38
700	AS 700 V1	42
	CD 700	114
750	AG 750	82
	AGB-H 750	83
	CK 750 V1	256
	CT 750	294
	CTN 750	298
	CW 750	410
	CWC 750 V1	412

F_0 (daN)	MODEL	Page
750	FD 750 V1	224
	GN 750	194
	KZ 750	376
	ROB 750	592
	ROT 750	593
	VAM 750	618
770	CS 770 V2	528
	CSE 770 V2	532
850	CPH 850	506
1000	AS 1000	44
	AST 1000	64
	CD 1000 V1	120
	CK 1000 V1	262
	CM 1000	168
	CP 1000 V1	486
	CS 1000 V1	536
	CSE 1000 V1	540
	CT 1000	302
	CTN 1000	306
	CW 1000 V1	416
	CWC 1000 V2	420
	KZ 1000	380
1250	CPH 1250	508
1500	AG 1500	86
	AGB-H 1500	87
	CD 1500 V1	126
	CK 1500 V2	268
	CM 1500	172
	CT 1500	310
	CTN 1500	314
	CW 1500	424
	CWC 1500	426
	FD 1500 V2	230
	GN 1500	198
	KZ 1500	384
	ROB 1500	594
	ROT 1500	595
	VAM 1500	622
1700	CPH 1700	510
1800	CS 1800 V1	544
	CSE 1800 V1	548
2000	CP 2000 V1	490
2400	CD 2400	130
	CW 2400 V1	432
	CWC 2400 V2	436

AZOL GAS

FORCE INDEX

F_0 (daN)	MODEL	Page
2400	KZ 2400	388
2500	CK 2500 V1	274
	CM 2500	176
	CT 2500	318
	CTN 2500	322
2800	CPH 2800	512
3000	AG 3000	90
	AGB-H 3000	91
	CP 3000 V1	494
	CS 3000 V2	552
	CSE 3000 V2	556
	CT 3000	326
	CTN 3000	330
	FD 3000	234
	GN 3000	202
	ROB 3000	596
	ROT 3000	597
	VAM 3000	626
	VMD 3000	640
4000	CK 4000 V1	280
	CM 4000	180
4200	CD 4200	134
	CW 4200 V1	442
	KZ 4200	392
4300	CPH 4300	514
4700	CS 4700 V1	560
	CSE 4700 V1	564
5000	AG 5000	94
	AGB-H 5000	95
	CP 5000 V1	498
	CT 5000	334
	CTN 5000	338
	FD 5000 V1	240
	GN 5000	206
	ROB 5000	598
	ROT 5000	599
	VAM 5000	630
	VMD 5000	642
6500	CM 6500	184
6600	CD 6600	138
	CW 6600	446
	KZ 6600	396
7500	AG 7500	98
	AGB-H 7500	99
	CS 7500 V1	568
7500	CSE 7500 V1	572
	GN 7500	210
	VAM 7500	634
	VMD 7500	644
8000	CP 8000 V1	502
9500	CD 9600	142
	CW 9500	450
10000	AG 10000	102
	AGB-H 10000	103
	CM 10000	188
11800	CS 11800 V1	576
	CSE 11800 V1	580
	CW 11800	454
18300	CS 18300 V1	584
	CSE 18300 V1	588
18500	CD 18500	146
20000	CW 20000	458

F_0 (daN)	MODEL	Page

FLANGE INDEX

AZOL GAS

MODEL	FLANGE	Page
A14	A14-012	3
	A14-015	7
	A14-019	11
	A14-020	13
	A14-025	15
	A14-032	25
	A14-038	73
	A14-045	79
	A14-050	84
	A14-063	127
	A14-075	88
	A14-095	92
	A14-105	340
	A14-120	96
	A14-150	100
	A14-195	104
A19	A19-038	535
	A19-050	543
	A19-075	559
	A19-095	567
A34	A34-032	25
	A34-038	73
	A34-045	79
	A34-050	84
	A34-075	88
	A34-095	92
	A34-120	96
	A34-150	100
	A34-195	104
A39	A39-063	127
A44	A44-019	11
	A44-025	15
	A44-032	25
A49	A49-015	7
	A49-019	11
	A49-025	15
	A49-050	545
	A49-075	561
	A49-095	569
A54	A54-050	545
	A54-075	561
	A54-095	569
A59	A59-012	3
	A59-050	545
	A59-075	561
A59	A59-095	569
A69	A69-045	257
	A69-063	128
A74	A74-045	257
A94	A94-050	348
	A94-075	354
	A94-095	360
	A94-120	364
	A94-150	368
B13	B13-050	382
	B13-075	390
	B13-095	394
	B13-120	398
B16	B16-095	107
	B16-120	107
	B16-150	107
B18	B18-050	382
	B18-075	390
	B18-095	394
	B18-120	398
B21	B21-045	80
	B21-050	84
	B21-063	270
	B21-075	88
	B21-095	92
	B21-120	96
	B21-150	100
	B21-195	104
B23	B23-075	390
	B23-095	394
	B23-120	398
B28	B28-050	382
	B28-095	394
	B28-120	398
B31	B31-050	601
	B31-075	603
	B31-095	605
B36	B36-045	378
	B36-050	300
	B36-063	317
	B36-075	324
	B36-095	444
	B36-105	340
	B36-120	448
	B36-150	452
B36	B36-195	460
B41	B41-045	378
	B41-050	300
	B41-063	317
	B41-075	324
	B41-095	444
	B41-105	340
	B41-120	448
	B41-150	452
	B41-195	460
B51	B51-045	106
	B51-050	106
B56	B56-050	348
	B56-075	354
	B56-095	360
	B56-120	364
	B56-150	368
B61	B61-050	349
	B61-075	354
	B61-095	361
	B61-120	365
	B61-150	368
B66	B66-075	355
	B66-095	361
	B66-120	365
	B66-150	369
B71	B71-050	349
	B71-075	355
	B71-095	361
	B71-120	365
	B71-150	369
B76	B76-038	74
	B76-045	80
	B76-050	84
	B76-063	270
	B76-075	88
	B76-095	92
	B76-120	96
	B76-150	100
	B76-195	104
B91	B91-050	349
	B91-075	355
	B91-095	361
B98	B98-050	382
	B98-075	390

AZOL GAS

FLANGE INDEX

MODEL	FLANGE	Page
B98	B98-095	395
C05	C05-032	71
	C05-038	74
	C05-045	80
	C05-050	85
	C05-063	128
	C05-075	89
	C05-095	93
	C05-120	97
	C05-150	101
	C05-195	105
C15	C15-020	13
C20	C20-032	69
	C20-038	74
	C20-045	80
	C20-050	85
	C20-075	89
	C20-095	93
	C20-120	97
	C20-150	101
	C20-195	105
C30	C30-063	128
C35	C35-050	264
	C35-063	128
C50	C50-050	264
C55	C55-050	297
	C55-063	313
	C55-075	321
	C55-105	337
D02	D02-025	15
	D02-032	25
	D02-038	75
	D02-045	81
	D02-050	85
	D02-063	129
	D02-075	89
	D02-095	93
	D02-120	97
	D02-150	101
	D02-195	105
D47	D47-050	349
	D47-075	355
D67	D67-032	155
	D67-038	75
	D67-045	81
D67	D67-050	85
	D67-063	129
	D67-075	89
	D67-095	93
	D67-120	97
	D67-150	101
D82	D82-050	383
	D82-075	391
E03	E03-036	47
	E03-045	51
E08	E08-038	49
E23	E23-016	649
	E23-024	663
	E23-038	31
E33	E33-050	601
	E33-075	603
	E33-095	605
E58	E58-028	29
	E58-038	31
	E58-045	41
	E58-050	45
E63	E63-016	653
E68	E68-038	31

FLANGE INDEX

AZOL GAS

Ø	FLANGE	Page
12	A14-012	3
	A59-012	3
15	A14-015	7
	A49-015	7
M16x1.5	E23-016	649
M16x2	E63-016	653
19	A14-019	11
	A44-019	11
	A49-019	11
20	A14-020	13
	C15-020	13
M22x1.5	E33-050	601
M24x1.5	E23-024	663
25	A14-025	15
	A44-025	15
	A49-025	15
	D02-025	15
M28x1.5	E58-028	29
M30x1.5	E33-075	603
32	A14-032	25
	A34-032	25
	A44-032	25
	C05-032	71
	C20-032	69
	D02-032	25
	D67-032	155
M36x1	E03-036	47
M36x1.5	E33-095	605
38	A14-038	73
	A19-038	535
	A34-038	73
	B76-038	74
	C05-038	74
	C20-038	74
	D02-038	75
	D67-038	75
M38x1.5	E08-038	49
	E23-038	31
	E58-038	31
	E68-038	31
45	A14-045	79
	A34-045	79
	A69-045	257
	A74-045	257
	B21-045	80

Ø	FLANGE	Page
45	B36-045	378
	B41-045	378
	B51-045	106
	B76-045	80
	C05-045	80
	C20-045	80
	D02-045	81
	D67-045	81
M45x1	E03-045	51
M45x1.5	E58-045	41
50	A14-050	84
	A19-050	543
	A34-050	84
	A49-050	545
	A54-050	545
	A59-050	545
	A94-050	348
	B13-050	382
	B18-050	382
	B21-050	84
	B28-050	382
	B31-050	601
	B36-050	300
	B41-050	300
	B51-050	106
	B56-050	348
	B61-050	349
	B71-050	349
	B76-050	84
	B91-050	349
	B98-050	382
	C05-050	85
	C20-050	85
	C35-050	264
	C50-050	264
	C55-050	297
	D02-050	85
	D47-050	349
	D67-050	85
	D82-050	383
M50x1.5	E58-050	45
63	A14-063	127
	A39-063	127
	A69-063	128
	B21-063	270

Ø	FLANGE	Page
63	B36-063	317
	B41-063	317
	B76-063	270
	C05-063	128
	C30-063	128
	C35-063	128
	C55-063	313
	D02-063	129
	D67-063	129
75	A14-075	88
	A19-075	559
	A34-075	88
	A49-075	561
	A54-075	561
	A59-075	561
	A94-075	354
	B13-075	390
	B18-075	390
	B21-075	88
	B23-075	390
	B31-075	603
	B36-075	324
	B41-075	324
	B56-075	354
	B61-075	354
	B66-075	355
	B71-075	355
	B76-075	88
	B91-075	355
	B98-075	390
	C05-075	89
	C20-075	89
	C55-075	321
	D02-075	89
	D47-075	355
	D67-075	89
	D82-075	391
95	A14-095	92
	A19-095	567
	A34-095	92
	A49-095	569
	A54-095	569
	A59-095	569
	A94-095	360
	B13-095	394

AZOL GAS

FLANGE INDEX

Ø	FLANGE	Page
95	B16-095	107
	B18-095	394
	B21-095	92
	B23-095	394
	B28-095	394
	B31-095	605
	B36-095	444
	B41-095	444
	B56-095	360
	B61-095	361
	B66-095	361
	B71-095	361
	B76-095	92
	B91-095	361
	B98-095	395
	C05-095	93
	C20-095	93
	D02-095	93
	D67-095	93
105	A14-105	340
	B36-105	340
	B41-105	340
	C55-105	337
120	A14-120	96
	A34-120	96
	A94-120	364
	B13-120	398
	B16-120	107
	B18-120	398
	B21-120	96
	B23-120	398
	B28-120	398
	B36-120	448
	B41-120	448
	B56-120	364
	B61-120	365
	B66-120	365
	B71-120	365
	B76-120	96
	C05-120	97
	C20-120	97
	D02-120	97
	D67-120	97
150	A14-150	100
	A34-150	100
150	A94-150	368
	B16-150	107
	B21-150	100
	B36-150	452
	B41-150	452
	B56-150	368
	B61-150	368
	B66-150	369
	B71-150	369
	B76-150	100
	C05-150	101
	C20-150	101
	D02-150	101
	D67-150	101
195	A14-195	104
	A34-195	104
	B21-195	104
	B36-195	460
	B41-195	460
	B76-195	104
	C05-195	105
	C20-195	105
	D02-195	105





AZOL GAS

Landalucía, 7
P.I. Júndiz
01015 Vitoria-Gasteiz
Tel.: +34 945 290 010
Fax: +34 945 290 381

azolgas@azolgas.com
www.azolgas.com